



CHAMPIONS
OF THE
FUTURE



1ST ROUND

26 MAR - 29 MAR
SPAIN / 2025 | **CAMPILLOS**

OK - JUNIOR

2025 EURO SERIES

HOSTED BY



OK Championship

Subject to scrutineering & sporting investigations

Rnk	No.	Driver	D. Nat	ROUND1 QH	ROUND1 SH	ROUND1 F	ROUND2 QH	ROUND2 SH	ROUND2 F	ROUND3 QH	ROUND3 SH	ROUND3 F	ROUND4 QH	ROUND4 SH	ROUND4 F	ROUND5 QH	ROUND5 SH	ROUND5 F	Points
1	277	COSTOYA Christian	ESP	25	25	50	-	-	-	-	-	-	-	-	-	-	-	-	100
2	242	MARTINESE Iacopo	ITA	19	19	38	-	-	-	-	-	-	-	-	-	-	-	-	76
3	246	CRAIGIE Kenzo	GBR	15	15	44	-	-	-	-	-	-	-	-	-	-	-	-	74
4	201	TURNEY Joe	GBR	22	22	30	-	-	-	-	-	-	-	-	-	-	-	-	74
5	256	VAN LANGENDONCK Dries	BEL	6	17	34	-	-	-	-	-	-	-	-	-	-	-	-	57
6	244	FRANCIS Lewis	AUS	4	9	26	-	-	-	-	-	-	-	-	-	-	-	-	39
7	229	GUSTAFSSON Viktor	SWE	17	13	2	-	-	-	-	-	-	-	-	-	-	-	-	32
8	248	ANAGOSTIADIS James	AUS	0	2	22	-	-	-	-	-	-	-	-	-	-	-	-	24
9	272	SALA Filippo	ITA	13	7	4	-	-	-	-	-	-	-	-	-	-	-	-	24
10	240	KELLEHER Daniel	IRL	11	11	0	-	-	-	-	-	-	-	-	-	-	-	-	22
11	202	RAMAEKERS Thibaut	BEL	5	0	14	-	-	-	-	-	-	-	-	-	-	-	-	19
12	266	GONZALEZ Eloi	ESP	0	0	18	-	-	-	-	-	-	-	-	-	-	-	-	18
13	227	KAMYAB Roman	GBR	9	6	0	-	-	-	-	-	-	-	-	-	-	-	-	15
14	271	BURNETT Jensen	CAN	0	4	10	-	-	-	-	-	-	-	-	-	-	-	-	14
15	273	WHERRELL Lewis	GBR	7	5	0	-	-	-	-	-	-	-	-	-	-	-	-	12
16	223	PRADIER Thomas Cyrille	FRA	0	0	8	-	-	-	-	-	-	-	-	-	-	-	-	8
17	214	PAVAN Sebastiano	ITA	0	0	6	-	-	-	-	-	-	-	-	-	-	-	-	6
18	287	SMITH Joseph	GBR	2	3	0	-	-	-	-	-	-	-	-	-	-	-	-	5
19	289	COCHET Louis	FRA	1	1	2	-	-	-	-	-	-	-	-	-	-	-	-	4
20	302	SHARP Aston	GBR	3	0	0	-	-	-	-	-	-	-	-	-	-	-	-	3
21	233	KINMARK Oliver	SWE	0	0	0	-	-	-	-	-	-	-	-	-	-	-	-	0
22	217	KOIVISTO Emeeli	FRA	0	0	0	-	-	-	-	-	-	-	-	-	-	-	-	0
23	251	MICALLEF Jacob	MLT	0	0	0	-	-	-	-	-	-	-	-	-	-	-	-	0
24	249	AKSOY Alp	TUR	0	0	0	-	-	-	-	-	-	-	-	-	-	-	-	0
25	213	KACZYNSKI Elliot	SWE	0	0	0	-	-	-	-	-	-	-	-	-	-	-	-	0
26	264	IVANNIKOV Vladimir	ITA	0	0	0	-	-	-	-	-	-	-	-	-	-	-	-	0
27	206	PESL Jindrich	CZE	0	0	0	-	-	-	-	-	-	-	-	-	-	-	-	0
28	262	LYZEN Borys	POL	0	0	0	-	-	-	-	-	-	-	-	-	-	-	-	0
29	241	KOLOVOS Stylianos Taxiarchis	GRE	0	0	0	-	-	-	-	-	-	-	-	-	-	-	-	0
30	291	DERUNOV Efim	KGZ	0	0	0	-	-	-	-	-	-	-	-	-	-	-	-	0
31	279	CORBI Matt	SUI	0	0	0	-	-	-	-	-	-	-	-	-	-	-	-	0
32	231	MARSH Scott	GBR	0	0	0	-	-	-	-	-	-	-	-	-	-	-	-	0
33	297	NILSSON Leo	SWE	0	0	0	-	-	-	-	-	-	-	-	-	-	-	-	0
34	222	RASMUSSEN Oliver Fodor	DEN	0	0	0	-	-	-	-	-	-	-	-	-	-	-	-	0
35	299	NETO Maria	POR	0	0	0	-	-	-	-	-	-	-	-	-	-	-	-	0
36	263	WOLFE Noah	GBR	0	0	0	-	-	-	-	-	-	-	-	-	-	-	-	0
37	290	CHARTIER Alexander	CAN	0	0	-	-	-	-	-	-	-	-	-	-	-	-	-	0
38	305	FIRHAND Qarrar	INA	0	0	-	-	-	-	-	-	-	-	-	-	-	-	-	0
39	255	ZHAO Zijun	CHN	0	0	-	-	-	-	-	-	-	-	-	-	-	-	-	0
40	275	MARTI Hugo	ESP	0	0	-	-	-	-	-	-	-	-	-	-	-	-	-	0
41	278	KLEMETSEN Vegard	NOR	0	0	-	-	-	-	-	-	-	-	-	-	-	-	-	0

OK Championship

Subject to scrutineering & sporting investigations

Rnk	No.	Driver	D. Nat	ROUND1 QH	ROUND1 SH	ROUND1 F	ROUND2 QH	ROUND2 SH	ROUND2 F	ROUND3 QH	ROUND3 SH	ROUND3 F	ROUND4 QH	ROUND4 SH	ROUND4 F	ROUND5 QH	ROUND5 SH	ROUND5 F	Points
42	205	DRUMMOND Zac	GBR	0	0	-	-	-	-	-	-	-	-	-	-	-	-	-	0
43	298	ROCCHIO Gino	ITA	0	0	-	-	-	-	-	-	-	-	-	-	-	-	-	0
44	230	BOTTARO Davide	ITA	0	0	-	-	-	-	-	-	-	-	-	-	-	-	-	0
45	253	KUKLANE Roland	EST	0	0	-	-	-	-	-	-	-	-	-	-	-	-	-	0
46	306	ANDRIOTIS Paul	SUI	0	0	-	-	-	-	-	-	-	-	-	-	-	-	-	0
47	234	GREEN Zac	GBR	0	0	-	-	-	-	-	-	-	-	-	-	-	-	-	0
48	288	BATTIG Chiara	SUI	0	0	-	-	-	-	-	-	-	-	-	-	-	-	-	0
49	232	ARNAUDO Fausto	ARG	0	0	-	-	-	-	-	-	-	-	-	-	-	-	-	0
50	281	SILKUNAS Markas	LTU	0	0	-	-	-	-	-	-	-	-	-	-	-	-	-	0
51	296	GARST Marco	DEN	0	0	-	-	-	-	-	-	-	-	-	-	-	-	-	0
52	247	BERNOLDI Bernardo	ITA	0	0	-	-	-	-	-	-	-	-	-	-	-	-	-	0
53	239	SAVELEV Makar	KGZ	0	0	-	-	-	-	-	-	-	-	-	-	-	-	-	0
54	219	BRALIC Jason	NED	0	0	-	-	-	-	-	-	-	-	-	-	-	-	-	0
55	250	KOWALCZYK Klara	POL	0	0	-	-	-	-	-	-	-	-	-	-	-	-	-	0
56	226	KORNDER Luke	GER	0	0	-	-	-	-	-	-	-	-	-	-	-	-	-	0
57	228	MINNS Sebastian	GBR	0	0	-	-	-	-	-	-	-	-	-	-	-	-	-	0
58	259	STADTLER Oliver	GER	0	0	-	-	-	-	-	-	-	-	-	-	-	-	-	0
59	212	HAKKINEN Ella	MON	0	0	-	-	-	-	-	-	-	-	-	-	-	-	-	0
60	236	KERDAL François Dario	SUI	0	0	-	-	-	-	-	-	-	-	-	-	-	-	-	0
61	245	FLUXA CROSS Luna	ESP	0	0	-	-	-	-	-	-	-	-	-	-	-	-	-	0
62	261	RAFALIK Maksymilian	POL	0	0	-	-	-	-	-	-	-	-	-	-	-	-	-	0
63	274	ROUSSEL Romeo	FRA	0	0	-	-	-	-	-	-	-	-	-	-	-	-	-	0
64	280	STILLER Peter	ITA	0	0	-	-	-	-	-	-	-	-	-	-	-	-	-	0
65	260	CEGIELSKI Franciszek	POL	0	0	-	-	-	-	-	-	-	-	-	-	-	-	-	0
66	237	NOUGUEYREDE Clovis	FRA	0	0	-	-	-	-	-	-	-	-	-	-	-	-	-	0
67	252	MATSUI Sara	JPN	0	0	-	-	-	-	-	-	-	-	-	-	-	-	-	0
68	309	KARA OSMAN Amin	GER	0	0	-	-	-	-	-	-	-	-	-	-	-	-	-	0
69	301	GIRARDET Alois	FRA	0	0	-	-	-	-	-	-	-	-	-	-	-	-	-	0
70	254	PEDERSEN Dean	USA	0	0	-	-	-	-	-	-	-	-	-	-	-	-	-	0
71	211	GALAN Oskar	POL	0	0	-	-	-	-	-	-	-	-	-	-	-	-	-	0
72	267	TORT MAS Lluís	ESP	0	0	-	-	-	-	-	-	-	-	-	-	-	-	-	0
73	216	LUTHARDT Carl	GER	0	0	-	-	-	-	-	-	-	-	-	-	-	-	-	0
74	284	BROVKO Mark	UKR	0	0	-	-	-	-	-	-	-	-	-	-	-	-	-	0
75	295	KAMENIK Jakub	CZE	0	0	-	-	-	-	-	-	-	-	-	-	-	-	-	0
76	276	LOWETTE Beau	BEL	0	0	-	-	-	-	-	-	-	-	-	-	-	-	-	0
77	307	KRUTOHOLOV Lev	UKR	0	0	-	-	-	-	-	-	-	-	-	-	-	-	-	0
78	286	ANZHE Sun	ITA	0	0	-	-	-	-	-	-	-	-	-	-	-	-	-	0
79	257	SACHSE Bertram	DEN	0	0	-	-	-	-	-	-	-	-	-	-	-	-	-	0
80	265	PARKER Skye	GBR	0	0	-	-	-	-	-	-	-	-	-	-	-	-	-	0
81	294	ZASOV Georgiy	SUI	0	0	-	-	-	-	-	-	-	-	-	-	-	-	-	0
82	268	GARCIA LOPEZ Aaron	ESP	0	0	-	-	-	-	-	-	-	-	-	-	-	-	-	0

OK Championship

Subject to scrutineering & sporting investigations

Rnk	No.	Driver	D. Nat	ROUND1 QH	ROUND1 SH	ROUND1 F	ROUND2 QH	ROUND2 SH	ROUND2 F	ROUND3 QH	ROUND3 SH	ROUND3 F	ROUND4 QH	ROUND4 SH	ROUND4 F	ROUND5 QH	ROUND5 SH	ROUND5 F	Points
83	225	SUN Yibei	ITA	0	0	-	-	-	-	-	-	-	-	-	-	-	-	-	0
84	292	JUNCHER Marcus	DEN	0	0	-	-	-	-	-	-	-	-	-	-	-	-	-	0
85	282	HARASTEY Daniel	CZE	0	0	-	-	-	-	-	-	-	-	-	-	-	-	-	0
86	243	KAWPENG Sebastien	ITA	0	0	-	-	-	-	-	-	-	-	-	-	-	-	-	0
87	310	MEUNIER Senna	BEL	0	0	-	-	-	-	-	-	-	-	-	-	-	-	-	0
88	220	HELDER Jorn	NED	0	0	-	-	-	-	-	-	-	-	-	-	-	-	-	0
89	303	AUTMAITRE Mathis	SEN	0	0	-	-	-	-	-	-	-	-	-	-	-	-	-	0
90	218	SVAHN Vilmer	SWE	0	0	-	-	-	-	-	-	-	-	-	-	-	-	-	0
91	304	GHEYSEN Lucas	BRA	0	0	-	-	-	-	-	-	-	-	-	-	-	-	-	0
92	235	NIKISHOV Nikita	ESP	0	0	-	-	-	-	-	-	-	-	-	-	-	-	-	0
93	293	POKORNY Daniel	CZE	0	0	-	-	-	-	-	-	-	-	-	-	-	-	-	0
94	238	DOLEH Zak	DMA	0	0	-	-	-	-	-	-	-	-	-	-	-	-	-	0
95	258	HOANG Arthur	BEL	0	0	-	-	-	-	-	-	-	-	-	-	-	-	-	0
96	269	ALATORRE ARTIGAS Mariano	ESP	0	0	-	-	-	-	-	-	-	-	-	-	-	-	-	0

OK

Final (F)
Results

Document 70.2 OFFICIAL

Subject to scrutineering & sporting investigations

Rnk	No.	Competitor	E. Nat	Driver	D. Nat	Equipment	Laps	Gap	Interv.	Best lap	Spd	Penalty [QP-QH-SH]
1	277	PAROLIN MOTORSPORT	ITA	COSTOYA Christian	ESP	PAROLIN / TM	19			1:00.546	121.0	[1-1-1]
2	246	PREMA RACING SRL	ITA	CRAIGIE Kenzo	GBR	KR / IAME	19	2.287	2.287	1:00.453	119.9	[10-5-5]
3	242	KR MOTORSPORT	ITA	MARTINESE Iaccopo	ITA	KR / IAME	19	3.642	1.355	1:00.476	121.2	[12-3-3]
4	256	PREMA RACING SRL	ITA	VAN LANGENDONCK Dries	BEL	KR / IAME	19	4.374	0.732	1:00.674	119.3	[7-10-4]
5	201	KR MOTORSPORT	ITA	TURNEY Joe	GBR	KR / IAME	19	10.326	5.952	1:00.623	121.0	+5.000 [8-2-2]
6	244	KR MOTORSPORT	ITA	FRANCIS Lewis	AUS	KR / IAME	19	11.413	1.087	1:00.587	120.5	+5.000 [18-12-8]
7	248	PREMA RACING SRL	ITA	ANAGOSTIADIS James	AUS	KR / IAME	19	11.456	0.043	1:00.519	120.6	[31-21-14]
8	266	BIREL ART RACING	ITA	GONZALEZ Eloi	ESP	BIREL ART / TM KART	19	13.435	1.979	1:00.559	121.3	[43-20-27]
9	202	VDK RACING	BEL	RAMAEKERS Thibaut	BEL	KR / IAME	19	13.454	0.019	1:00.673	119.5	[4-11-20]
10	271	FORZA RACING	GBR	BURNETT Jensen	CAN	EXPRIT / TM	19	14.156	0.702	1:00.648	121.9	[14-16-12]
11	223	TONY KART RACING TEAM	ITA	PRADIER Thomas Cyrille	FRA	TONY KART / VORTEX	19	15.279	1.123	1:00.655	119.9	[34-27-18]
12	214	WARD RACING	SWE	PAVAN Sebastiano	ITA	TONY KART / TM	19	15.707	0.428	1:00.417	122.0	[27-33-25]
13	272	FORZA RACING	GBR	SALA Filippo	ITA	EXPRIT / TM	19	16.187	0.480	1:00.483	120.5	[5-6-9]
14	229	CRG RACING TEAM	ITA	GUSTAFSSON Viktor	SWE	CRG / TM	19	16.477	0.290	1:00.975	119.6	[19-4-6]
15	289	VICTORYLANE KARTING	FRA	COCHET Louis	FRA	KR / IAME	19	16.783	0.306	1:00.277	120.5	[23-15-15]
16	233	KOSKI MOTORSPORT	FIN	KINNMARK Oliver	SWE	KR / IAME	19	19.227	2.444	1:01.079	120.5	[25-22-16]
17	302	CL RACING TEAM	ITA	SHARP Aston	GBR	BIREL ART / TM	19	19.563	0.336	1:00.895	121.8	[6-13-22]
18	227	RICKY FLYNN MOTORSPORT	GBR	KAMYAB Roman	GBR	LN / TM	19	21.598	2.035	1:01.091	120.6	[2-8-10]
19	217	MP KARTRACING	NED	KOIVISTO Emeeli	FIN	HENZA / IAME	19	21.816	0.218	1:00.742	120.0	[30-24-21]
20	251	KR MOTORSPORT	ITA	MICALLEF Jacob	MLT	KR / IAME	19	21.965	0.149	1:00.683	120.5	[9-19-19]
21	249	PREMA RACING SRL	ITA	AKSOY Alp	TUR	KR / IAME	19	22.258	0.293	1:00.937	120.8	[26-18-17]
22	213	WARD RACING	SWE	KACZYNSKI Elliot	SWE	TONY KART / TM	19	23.006	0.748	1:00.886	121.9	[21-34-32]
23	264	BIREL ART RACING	ITA	IVANNIKOV Vladimir	ITA	BIREL ART / TM KART	19	23.139	0.133	1:00.444	120.4	[28-26-33]
24	206	TONY KART RACING TEAM	ITA	PESL Jindrich	CZE	TONY KART / VORTEX	19	23.262	0.123	1:00.673	119.8	[3-17-23]
25	262	KRZ MOTORSPORT	POL	LYZEN Borys	POL	KR / TM	19	24.763	1.501	1:00.603	121.8	[37-43-34]
26	241	KR MOTORSPORT	ITA	KOLOVOS Stylianos Taxiarchis	GRE	KR / IAME	19	25.284	0.521	1:00.783	120.4	[16-23-24]
27	291	PAROLIN MOTORSPORT	ITA	DERUNOV Efim	KGZ	PAROLIN / TM	19	31.171	5.887	1:00.913	120.1	+5.000 [17-25-26]
28	240	KR MOTORSPORT	ITA	KELLEHER Daniel	IRL	KR / IAME	15	4 Laps	4 Laps	1:00.396	121.3	+5.000 [11-7-7]
29	279	VDK RACING	BEL	CORBI Matt	SUI	KR / IAME	15	4 Laps	5.386	1:00.680	119.2	[29-45-36]
30	231	DPK RACING	ESP	MARSH Scott	GBR	KR / IAME	14	5 Laps	1 Lap	1:00.508	121.9	[20-37-29]
31	297	DPK RACING	ESP	NILSSON Leo	SWE	KR / IAME	12	7 Laps	2 Laps	1:00.579	120.1	[32-36-31]
32	273	FORZA RACING	GBR	WHERRELL Lewis	GBR	EXPRIT / TM	11	8 Laps	1 Lap	1:00.936	120.1	+5.000 [13-9-11]
33	222	TONY KART RACING TEAM	ITA	RASMUSSEN Oliver Fodor	DNK	TONY KART / VORTEX	8	11 Laps	3 Laps	1:00.700	121.0	[22-28-30]
34	299	CRG RACING TEAM	ITA	NETO Maria	POR	CRG / IAME	8	11 Laps	4.364	1:00.726	119.5	[36-30-28]
35	287	VICTORYLANE KARTING	FRA	SMITH Joseph	GBR	KR / IAME	6	13 Laps	2 Laps	1:00.768	122.4	[15-14-13]
36	263	VAR BY BIREL	ITA	WOLFE Noah	GBR	BIREL ART / TM KART	0	19 Laps	6 Laps			+5.000 [46-29-35]

No.201 TURNEY Joe : 5 sec penalty for overtaking the pole positions before the start was given (art. 2.20 CIK General Prescriptions). According to Stewards' Decision No.120.

Leaders : No.256 VAN LANGENDONCK Dries (1-4) / No.277 COSTOYA Christian (5-19)

Start Time : 29/03 - 13:46:00

Best lap : No.289 COCHET Louis 1:00.277 94.84 kph

Weather : Sunny Air : 21°C Track : Dry

Event Record : No.277 COSTOYA Christian 59.897 95.44 kph

No.201 INVEST 02:07 Lap 1

No.279 11:11 Lap 10

No.240 14:43 Lap 14

No.291 15:25 Lap 14

Steward #1

Steward #2

Steward #3

OK

**Final (F)
Results**

Document 70.2 OFFICIAL

Subject to scrutineering & sporting investigations

Rnk	No.	Competitor	E. Nat	Driver	D. Nat	Equipment	Laps	Gap	Interv.	Best lap	Spd	Penalty [QP-QH-SH]
<p>No.244 FRANCIS Lewis : 5 sec time penalty for incorrectly installed Front Fairing or incorrect position of front fairing. According to Stewards' Decision No.123-244.</p> <p>No.291 DERUNOV Efim : 5 sec time penalty in the above mentioned session - Warning Flag (art. 26.1 Sporting Regulations). According to Stewards' Decision No.122.</p> <p>No.240 KELLEHER Daniel : 5 sec time penalty in the above mentioned session - Warning Flag (art. 26.1 Sporting Regulations). According to Stewards' Decision No.121.</p> <p>No.273 WHERRELL Lewis : 5 sec time penalty for incorrectly installed Front Fairing or incorrect position of front fairing. According to Stewards' Decision No.123-273.</p> <p>No.263 WOLFE Noah : 5 sec time penalty for incorrectly installed Front Fairing or incorrect position of front fairing. According to Stewards' Decision No.123-263.</p>												

Leaders : No.256 VAN LANGENDONCK Dries (1-4) / No.277 COSTOYA Christian (5-19)

Start Time : 29/03 - 13:46:00

Best lap : No.289 COCHET Louis 1:00.277 94.84 kph

Weather : Sunny Air : 21°C Track : Dry

Event Record : No.277 COSTOYA Christian 59.897 95.44 kph

No.201 02:07 Lap 1	No.279 11:11 Lap 10	No.240 14:43 Lap 14	No.291 15:25 Lap 14
---------------------	----------------------	----------------------	----------------------

Steward #1 Steward #2 Steward #3



DOCUMENT N° 122

DÉCISION DES COMMISSAIRES SPORTIFS
STEWARDS' DECISION

PÉNALITÉ INFLIGÉE AU CONCURRENT (NOM) :
PENALTY INFLICTED UPON THE ENTRANT (NAME):

PAROLIN MOTORSPORT

NATIONALITÉ / NATIONALITY:

ITA

N°: 291
No.:

PILOTE :
DRIVER :

DERUNOV Efim

Concerne la partie de l'Épreuve :
Concerns the part of the event:

OK - Final

ÉNONCÉ / STATEMENT:

5 sec time penalty in the above mentioned session - Warning Flag

MOTIF / REASON:

The Driver no. 291 caused a contact with kart no. 299 near MP 1 in lap 9. The driver concerned forced kart no 299 to loose his position (reported by Judge of Facts after video control, requested by Race Director, Doc n° 106). Having considered the report concerned and relevant video sequence the Stewards judged this incident as a violation against the article 26.1 of the Championship Sporting Regulations and art. 3.2.6.e of the 2025 Karting Code of Driving Conduct. The Competitor is reminded that, in accordance with art. 12.3.4 of the 2025 FIA International Sporting Code and art. 26.2 of the Championship Sporting Regulations the above penalty is not susceptible to appeal.

Décision annoncée
Decision announced

Date / Date: 29/03/2025

Heure / Time: 14:15

Nom / Name

Signature

Président du Collège / Chairman of the Panel:

Kris LAMBRECHT (BEL)

Membres du Collège / Members of the Panel:

Pere SAURA (ESP)

Jose M. MONTES (ESP)

NOTIFICATION AU CONCURRENT CONCERNÉ / NOTIFICATION TO THE RELEVANT ENTRANT

Je soussigné :

I undersigned: Nom personnel / personal name

Représentant du Concurrent : PAROLIN MOTORSPORT

Representing the Entrant: Nom du Concurrent / Entrant's name

Certifie avoir reçu notification du document N° 122

des Commissaires Sportifs de l'Épreuve.
by the Stewards of the Meeting.

Date :

Heure / Time:

Signature :

DOCUMENT N° 121

**DÉCISION DES COMMISSAIRES SPORTIFS
STEWARDS' DECISION**

PÉNALITÉ INFLIGÉE AU CONCURRENT (NOM) : **KR MOTORSPORT**
PENALTY INFLICTED UPON THE ENTRANT (NAME):

NATIONALITÉ / NATIONALITY: **ITA**

N°: **240** PILOTE : **KELLEHER Daniel**
No.: DRIVER :

Concerne la partie de l'Épreuve : **OK - Final**
Concerns the part of the event:

ÉNONCÉ / STATEMENT:

5 sec time penalty in the above mentioned session - Warning Flag

MOTIF / REASON:

The Driver no. 240 caused a contact with kart no. 272 near MP 9 in lap 11. The driver concerned forced kart no 272 to loose his position (reported by Judge of Facts after video control, requested by Race Director, Doc n° 105). Having considered the report concerned and relevant video sequence the Stewards judged this incident as a violation against the article 26.1 of the Championship Sporting Regulations and art. 3.2.6.e of the 2025 Karting Code of Driving Conduct. The Competitor is reminded that, in accordance with art. 12.3.4 of the 2025 FIA International Sporting Code and art. 26.2 of the Championship Sporting Regulations the above penalty is not susceptible to appeal.

**Décision annoncée
Decision announced**

Date / Date: **29/03/2025**

Heure / Time: **14:06**

Nom / Name

Signature

Président du Collège / *Chairman of the Panel:*

Kris LAMBRECHT (BEL)



Membres du Collège / *Members of the Panel:*

Pere SAURA (ESP)



Jose M. MONTES (ESP)



NOTIFICATION AU CONCURRENT CONCERNÉ / NOTIFICATION TO THE RELEVANT ENTRANT

Je soussigné :

I undersigned: Nom personnel / *personal name*

Représentant du Concurrent : **KR MOTORSPORT**

Representing the Entrant: Nom du Concurrent / *Entrant's name*

Certifie avoir reçu notification du document N° **121**
Certify that I have been notified of document No.

des Commissaires Sportifs de l'Épreuve.
by the Stewards of the Meeting.

Date :

Heure / Time:

Signature :

DOCUMENT N° 120

DÉCISION DES COMMISSAIRES SPORTIFS
STEWARDS' DECISIONPÉNALITÉ INFLIGÉE AU CONCURRENT (NOM) : KR MOTORSPORT
PENALTY INFLICTED UPON THE ENTRANT (NAME):

NATIONALITÉ / NATIONALITY: ITA

N°: 201
No.:PILOTE : TURNEY Joe
DRIVER:Concerne la partie de l'Épreuve : OK - Final
Concerns the part of the event:ÉNONCÉ / STATEMENT:

5 sec time penalty in the above mentioned session

MOTIF / REASON:

The Stewards having received a report from the Judge of Facts (Doc n° 103) requested by the Race Director, having examined this report, have considered the following matter, determine the following: _The above-mentioned Driver started the race ahead of the pole position at the moment the start was given. _This fact is a violation against Art. 2.20.a K of the 2025 CIK-FIA General Prescriptions. _The Stewards impose this penalty according to Art. 2.20a and Art.2.24 of the 2025 CIK-FIA General Prescriptions and Art.12.4 of the 2025 FIA International Sporting Code. _The Competitor is reminded that, in accordance with Art. 26.4 of the 2025 Championship Sporting Regulations the above penalty is not susceptible to appeal.

Décision annoncée
Decision announced

Date / Date: 29/03/2025

Heure / Time: 13:51

Nom / Name

Signature

Président du Collège / Chairman of the Panel:

Kris LAMBRECHT (BEL)



Membres du Collège / Members of the Panel:

Pere SAURA (ESP)



Jose M. MONTES (ESP)

NOTIFICATION AU CONCURRENT CONCERNÉ / NOTIFICATION TO THE RELEVANT ENTRANT

Je soussigné :

I undersigned: Nom personnel / personal name

Représentant du Concurrent : KR MOTORSPORT

Representing the Entrant: Nom du Concurrent / Entrant's name

Certifie avoir reçu notification du document N° 120 des Commissaires Sportifs de l'Épreuve.
Certify that I have been notified of document No. 120 by the Stewards of the Meeting.

Date :

Heure / Time:

Signature :

OK

**Final (F)
Lap Chart**

For information purposes. No official / regulatory value

	1	2	3	4	5	6	7	8	9	10	11	12	13	14	15	16	17	18	19	20	21	22	23	24	25	26	27	28	29	30	31	32	33	34	35	36	
Grid	277	201	242	256	246	229	240	244	272	227	273	271	287	248	289	233	249	223	251	202	217	302	206	241	214	291	266	299	231	222	297	213	264	262	263	279	
Start	201	277	256	229	242	244	246	227	240	271	272	248	273	233	223	287	202	289	302	241	249	291	251	299	217	214	266	222	206	213	262	231	297	264	263	279	
Lap 1 Interval	256	201	277	246	244	242	271	229	202	272	227	273	240	266	287	223	233	289	302	249	248	241	251	214	222	206	231	213	262	291	279	299	217	297	264	294	
Lap 2	256	201	277	246	244	242	202	271	229	227	272	273	266	240	287	223	289	233	248	249	302	214	222	241	206	231	213	251	279	262	291	217	297	299	264	291	
Lap 3	256	277	201	246	244	242	202	271	229	272	273	227	266	240	287	233	289	248	223	249	302	222	214	241	206	213	231	251	279	217	291	262	297	264	299	291	
Lap 4	256	277	201	246	244	242	202	271	272	229	266	273	240	287	227	233	289	248	223	249	302	214	206	222	213	231	279	251	241	217	262	291	297	264	299	291	
Lap 5	277	256	201	246	242	244	202	271	272	266	229	240	273	287	227	289	248	233	249	302	223	214	206	222	231	213	279	251	241	217	262	297	264	299	291	291	
Lap 6	277	256	201	246	242	244	202	271	272	266	240	273	229	287	289	227	248	233	249	302	214	223	206	222	231	213	279	251	217	241	262	297	264	299	291	291	
Lap 7	277	256	201	246	242	244	202	271	272	266	240	273	289	248	229	233	227	214	223	249	302	231	222	213	279	206	251	217	262	297	264	241	299	291	291	291	
Lap 8	277	256	246	201	242	244	202	272	271	240	266	289	273	248	229	233	227	214	223	302	231	249	222	279	251	213	206	217	262	297	264	299	291	241	241	241	
Lap 9	277	256	246	201	242	244	202	272	240	266	271	289	273	248	229	233	214	223	227	231	302	249	279	251	213	217	206	297	264	262	241	291	291	291	291	291	
Lap 10	277	246	256	201	242	244	202	240	266	272	271	289	273	248	229	214	233	223	227	231	302	249	279	251	213	217	206	297	264	241	262	291	291	291	291	291	
Lap 11	277	246	256	242	201	244	202	240	266	289	272	271	273	248	229	214	223	233	227	231	302	249	279	251	217	213	206	297	264	241	262	291	291	291	291	291	
Lap 12	277	246	256	242	201	244	202	240	289	266	272	271	248	229	214	223	233	231	227	302	249	279	251	217	213	206	297	264	241	262	291	291	291	291	291	291	
Lap 13	277	246	256	242	201	244	202	240	289	266	272	248	271	214	223	229	233	231	302	227	249	279	251	217	213	206	264	241	262	291	291	291	291	291	291	291	
Lap 14	277	246	242	256	201	244	202	240	289	266	272	248	271	214	223	229	231	233	302	249	227	279	251	217	213	206	264	262	241	291	291	291	291	291	291	291	
Lap 15	277	246	242	256	201	244	202	240	289	266	248	272	271	214	223	229	302	233	249	227	279	217	251	213	206	264	262	241	291	291	291	291	291	291	291	291	
Lap 16	277	246	242	256	201	244	202	289	266	248	272	271	214	223	229	233	302	249	227	217	251	213	206	264	262	241	291	291	291	291	291	291	291	291	291	291	
Lap 17	277	246	242	256	201	244	289	202	248	266	271	272	214	223	229	233	302	227	249	217	251	213	206	264	262	241	291	291	291	291	291	291	291	291	291	291	291

Timekeeper *Albert Perez* Race Director *[Signature]*



OK

**Final (F)
Lap Chart**

For information purposes. No official / regulatory value

Lap 18	277	246	242	256	201	244	202	289	248	266	271	214	272	223	229	233	302	227	217	251	249	213	264	206	262	241	291
	1.9	1.4	0.7	0.8	1.1	2.5	0.9	1.2	1.9	0.6	0.0	0.0	0.0	1.8	2.9	0.3	1.8	0.1	0.5	0.0	0.0	0.2	0.2	2.0	0.6	0.8	
Lap 19	277	246	242	256	201	244	248	266	202	271	223	214	272	229	289	233	302	227	217	251	249	213	264	206	262	241	291
	2.2	1.3	0.7	0.9	1.0	5.0	1.9	0.0	0.7	1.1	0.4	0.4	0.2	0.3	2.4	0.3	2.0	0.2	0.1	0.2	0.2	0.7	0.1	0.1	1.5	0.5	0.8

Timekeeper *Albert Perez*

Race Director *[Signature]*



OK
**Final (F)
Analysis**

For information purposes. No official / regulatory value

Laps	Sector 1	Sector 2	Sector 3	Lap Time	Spd	Laps	Sector 1	Sector 2	Sector 3	Lap Time	Spd	Laps	Sector 1	Sector 2	Sector 3	Lap Time	Spd
No.201 TURNEY Joe						No.206 PESL Jindrich						No.214 PAVAN Sebastiano					
1	20.819	25.811	15.959	1:02.589	120	1	23.486	27.608	16.683	1:07.777	119	1	23.342	27.544	16.665	1:07.551	120
2	19.771	25.924	16.098	1:01.793	120	2	20.410	25.844	16.687	1:02.941	118	2	20.188	26.006	16.426	1:02.620	121
3	19.877	25.503	15.812	1:01.192	120	3	19.685	25.460	16.439	1:01.584	118	3	19.631	25.511	16.662	1:01.804	117
4	19.435	25.501	15.859	1:00.795	121	4	19.865	25.562	15.836	1:01.263	120	4	19.882	25.453	15.794	1:01.129	121
5	19.365	25.507	15.815	1:00.687	121	5	19.331	25.543	15.799	1:00.673	119	5	19.265	25.392	15.760	1:00.417	121
6	19.397	25.403	15.823	1:00.623	120	6	19.296	25.597	15.953	1:00.846	120	6	19.585	25.571	16.240	1:01.396	121
7	19.396	25.477	15.805	1:00.678	120	7	19.741	26.168	17.670	1:03.579	117	7	19.668	26.038	15.845	1:01.551	121
8	19.412	25.500	16.268	1:01.180	120	8	20.093	26.722	16.172	1:02.987	119	8	19.385	25.519	15.803	1:00.707	122
9	19.505	25.651	15.864	1:01.020	121	9	19.903	25.690	15.937	1:01.530	119	9	19.928	25.560	15.801	1:01.289	120
10	19.463	25.624	15.881	1:00.968	120	10	19.489	25.748	15.856	1:01.093	119	10	19.404	25.625	15.892	1:00.921	120
11	19.452	25.563	16.175	1:01.190	121	11	19.496	25.720	15.920	1:01.136	118	11	19.404	25.489	15.820	1:00.713	121
12	19.585	25.545	15.858	1:00.988	120	12	19.505	25.822	15.912	1:01.239	119	12	19.458	25.538	15.798	1:00.794	121
13	19.434	25.557	15.901	1:00.892	120	13	19.545	25.770	15.951	1:01.266	119	13	19.454	25.611	15.849	1:00.914	119
14	19.574	25.686	15.882	1:01.142	120	14	19.573	25.743	15.911	1:01.227	119	14	19.463	25.567	15.913	1:00.943	119
15	19.455	25.640	15.923	1:01.018	119	15	19.544	25.813	15.974	1:01.331	119	15	19.408	25.590	15.844	1:00.842	120
16	19.492	25.595	15.868	1:00.955	120	16	19.571	25.757	15.940	1:01.268	119	16	19.428	25.666	15.886	1:00.980	120
17	19.510	25.688	15.906	1:01.104	120	17	19.631	26.051	16.207	1:01.889	119	17	19.508	25.558	15.849	1:00.915	120
18	19.492	25.679	15.897	1:01.068	121	18	19.750	25.991	16.221	1:01.962	120	18	19.833	25.662	16.285	1:01.780	117
19	19.561	25.690	15.911	1:01.162	121	19	19.709	25.881	16.515	1:02.105	120	19	20.395	25.945	16.622	1:02.962	119
No.202 RAMAEKERS Thibaut						No.213 KACZYNSKI Elliot						No.217 KOIVISTO Emeeli					
1	22.327	26.552	16.402	1:05.281	119	1	24.352	27.215	16.589	1:08.156	120	1	26.506	26.388	16.181	1:09.075	119
2	19.998	25.685	15.908	1:01.591	118	2	20.601	25.845	16.162	1:02.608	120	2	20.763	26.419	15.956	1:03.138	119
3	19.481	25.497	15.850	1:00.828	119	3	19.794	25.438	16.302	1:01.534	121	3	19.712	25.595	16.664	1:01.971	116
4	19.376	25.456	15.841	1:00.673	119	4	19.926	25.801	15.890	1:01.617	122	4	19.829	25.482	15.966	1:01.277	120
5	19.348	25.526	15.841	1:00.715	119	5	19.504	25.560	16.168	1:01.232	122	5	19.430	25.423	15.889	1:00.742	119
6	19.374	25.510	15.880	1:00.764	119	6	19.481	25.565	15.840	1:00.886	121	6	19.488	25.418	16.046	1:00.952	119
7	19.383	25.524	15.887	1:00.794	119	7	19.471	25.802	17.157	1:02.430	118	7	19.508	25.519	16.853	1:01.880	116
8	19.373	25.499	15.879	1:00.751	118	8	20.275	26.471	15.957	1:02.703	121	8	20.156	26.498	16.182	1:02.836	119
9	19.469	25.598	15.913	1:00.980	119	9	19.606	25.673	15.909	1:01.188	121	9	19.607	25.587	15.900	1:01.094	119
10	19.421	25.662	15.934	1:01.017	118	10	19.558	25.646	15.879	1:01.083	120	10	19.425	25.547	15.890	1:00.862	119
11	19.476	25.616	15.872	1:00.964	119	11	19.579	26.007	15.926	1:01.512	121	11	19.491	25.750	15.866	1:01.107	119
12	19.485	25.591	15.890	1:00.966	119	12	19.594	25.705	15.894	1:01.193	121	12	19.412	25.604	15.865	1:00.881	119
13	19.466	25.576	15.909	1:00.951	119	13	19.641	25.757	15.913	1:01.311	120	13	19.473	25.540	15.886	1:00.899	119
14	19.444	25.648	15.912	1:01.004	118	14	19.542	25.780	15.913	1:01.235	120	14	19.460	25.572	15.907	1:00.939	120
15	19.479	25.622	15.941	1:01.042	118	15	19.528	25.723	15.928	1:01.179	121	15	19.526	25.710	15.980	1:01.216	119
16	19.493	25.695	15.928	1:01.116	118	16	19.661	25.790	15.949	1:01.400	121	16	19.672	25.749	16.732	1:02.153	115
17	19.783	25.756	15.952	1:01.491	118	17	19.877	26.139	16.140	1:02.156	120	17	20.085	25.699	16.079	1:01.863	117
18	19.574	25.830	16.360	1:01.764	117	18	19.768	25.896	16.020	1:01.684	122	18	19.794	25.626	16.271	1:01.691	119
19	20.259	27.503	17.897	1:05.659	113	19	19.849	25.910	16.511	1:02.270	121	19	19.694	25.876	16.216	1:01.786	119

Timekeeper

Race Director

Champions of the Future 2025 Euro Series: R1 - Campillos (ESP) 26-29/03/2025

Page 1 / 6

www.championskarting.com / RGMCM

 Apex Timing GoRacing 

OK
**Final (F)
Analysis**

For information purposes. No official / regulatory value

Laps	Sector 1	Sector 2	Sector 3	Lap Time	Spd	Laps	Sector 1	Sector 2	Sector 3	Lap Time	Spd	Laps	Sector 1	Sector 2	Sector 3	Lap Time	Spd
No.222 RASMUSSEN Oliver Fodor						11	19.520	25.690	15.881	1:01.091	120	11	19.387	25.675	15.848	1:00.910	121
1	23.426	27.636	16.588	1:07.650	119	12	19.612	25.718	16.410	1:01.740	120	12	19.521	25.693	16.183	1:01.397	120
2	20.443	25.830	16.481	1:02.754	118	13	19.997	25.831	15.939	1:01.767	120	13	19.414	25.632	15.905	1:00.951	120
3	19.596	25.466	16.319	1:01.381	116	14	19.600	26.090	16.055	1:01.745	118	14	19.504	25.732	16.183	1:01.419	120
4	20.455	25.731	15.901	1:02.087	120	15	19.670	25.781	16.038	1:01.489	120	No.233 KINNMARK Oliver					
5	19.398	25.508	15.831	1:00.737	120	16	19.828	26.270	16.615	1:02.713	117	1	22.723	27.412	17.032	1:07.167	120
6	19.362	25.513	15.825	1:00.700	120	17	19.818	25.812	16.183	1:01.813	118	2	20.323	26.029	16.110	1:02.462	121
7	19.951	26.049	16.568	1:02.568	119	18	19.641	25.755	16.261	1:01.657	119	3	19.377	25.714	16.108	1:01.199	119
8	19.510	25.549	15.898	1:00.957	121	19	19.653	25.912	16.111	1:01.676	119	4	19.429	25.766	15.931	1:01.126	121
No.223 PRADIER Thomas Cyrille						No.229 GUSTAFSSON Viktor						5	19.296	25.708	16.633	1:01.637	120
1	22.900	27.331	16.791	1:07.022	117	1	21.554	27.728	16.461	1:05.743	119	6	19.525	25.635	16.101	1:01.261	120
2	19.567	26.417	15.994	1:01.978	119	2	20.251	25.974	15.914	1:02.139	119	7	19.674	25.692	15.932	1:01.298	120
3	19.484	25.946	17.108	1:02.538	118	3	19.532	25.843	15.866	1:01.241	119	8	19.519	25.626	15.934	1:01.079	120
4	19.447	25.492	15.922	1:00.861	120	4	19.395	25.589	16.228	1:01.212	120	9	19.545	25.772	15.931	1:01.248	120
5	19.424	25.534	16.496	1:01.454	116	5	19.424	25.551	16.189	1:01.164	121	10	19.582	25.722	16.413	1:01.717	119
6	19.680	25.798	16.178	1:01.656	119	6	19.422	25.872	16.151	1:01.445	119	11	19.861	25.722	15.930	1:01.513	120
7	19.740	26.144	16.119	1:02.003	119	7	20.959	26.519	15.970	1:03.448	119	12	19.603	25.730	15.967	1:01.300	120
8	19.381	25.456	15.818	1:00.655	119	8	19.508	25.683	15.865	1:01.056	119	13	19.607	25.749	15.961	1:01.317	119
9	19.575	25.663	15.772	1:01.010	120	9	19.423	25.660	15.892	1:00.975	119	14	19.610	25.729	16.436	1:01.775	121
10	19.385	25.593	16.086	1:01.064	119	10	19.511	25.747	15.863	1:01.121	119	15	19.700	26.127	16.467	1:02.294	120
11	19.546	25.518	15.814	1:00.878	119	11	19.479	25.735	15.870	1:01.084	118	16	19.910	25.846	16.094	1:01.850	118
12	19.349	25.520	15.864	1:00.733	119	12	19.525	25.689	15.923	1:01.137	118	17	19.561	25.716	15.962	1:01.239	119
13	19.420	25.650	15.932	1:01.002	119	13	19.721	25.762	16.393	1:01.876	118	18	19.663	25.769	15.912	1:01.344	120
14	19.422	25.569	15.804	1:00.795	119	14	19.653	25.758	15.904	1:01.315	119	19	19.656	25.760	16.035	1:01.451	120
15	19.509	25.613	15.878	1:01.000	118	15	19.528	25.757	15.997	1:01.282	117	No.240 KELLEHER Daniel					
16	19.442	25.620	15.923	1:00.985	119	16	19.581	25.760	15.978	1:01.319	118	1	22.816	27.320	16.527	1:06.663	119
17	19.482	25.631	15.857	1:00.970	120	17	19.565	25.864	15.919	1:01.348	118	2	19.546	26.596	15.995	1:02.137	121
18	19.589	25.714	15.971	1:01.274	119	18	19.674	25.778	15.971	1:01.423	118	3	19.349	25.526	16.337	1:01.212	120
19	20.398	25.943	16.040	1:02.381	119	19	19.699	25.862	16.124	1:01.685	118	4	19.445	25.330	15.830	1:00.605	121
No.227 KAMYAB Roman						No.231 MARSH Scott						5	19.501	25.464	15.803	1:00.768	121
1	21.944	27.263	16.837	1:06.044	119	1	24.142	27.314	16.565	1:08.021	120	6	19.389	25.527	15.761	1:00.677	120
2	19.898	26.054	15.918	1:01.870	120	2	20.514	25.625	16.518	1:02.657	119	7	19.249	25.362	15.785	1:00.396	121
3	19.481	25.756	16.632	1:01.869	120	3	20.030	25.608	16.046	1:01.684	121	8	19.308	25.552	15.927	1:00.787	120
4	20.558	25.732	15.888	1:02.178	120	4	19.978	25.816	15.884	1:01.678	122	9	19.423	25.662	15.912	1:00.997	120
5	19.295	25.837	16.058	1:01.190	119	5	19.470	25.593	15.942	1:01.005	120	10	19.376	25.867	16.196	1:01.439	118
6	19.358	26.050	16.066	1:01.474	120	6	19.272	25.488	15.748	1:00.508	121	11	19.288	25.447	15.812	1:00.547	119
7	20.120	26.105	15.905	1:02.130	120	7	19.532	25.960	16.440	1:01.932	121	12	19.354	25.479	15.840	1:00.673	119
8	19.473	25.635	16.012	1:01.120	120	8	19.493	25.590	15.962	1:01.045	122	13	19.310	25.487	15.898	1:00.695	119
9	20.145	26.081	15.926	1:02.152	120	9	19.606	25.585	16.140	1:01.331	120	14	19.384	25.552	15.846	1:00.782	119
10	19.519	25.621	16.033	1:01.173	120	10	19.365	25.572	15.867	1:00.804	121	15	19.340	25.474	15.937	1:00.751	119

 Timekeeper 

 Race Director 


OK
**Final (F)
Analysis**

For information purposes. No official / regulatory value

Laps	Sector 1	Sector 2	Sector 3	Lap Time	Spd	Laps	Sector 1	Sector 2	Sector 3	Lap Time	Spd	Laps	Sector 1	Sector 2	Sector 3	Lap Time	Spd
No.241 KOLOVOS Stylianos Taxiarchis						No.244 FRANCIS Lewis						No.248 ANAGNOSTIADIS James					
1	23.173	27.298	16.997	1:07.468	117	1	21.896	27.022	16.313	1:05.231	118	1	22.640	27.558	17.657	1:07.855	118
2	20.210	26.369	16.853	1:03.432	118	2	19.580	25.633	15.815	1:01.028	120	2	19.955	26.148	16.441	1:02.544	119
3	19.466	25.518	16.361	1:01.345	118	3	19.435	25.472	15.840	1:00.747	120	3	19.404	25.372	16.401	1:01.177	119
4	20.621	26.636	15.895	1:03.152	120	4	19.374	25.370	15.843	1:00.587	120	4	19.379	25.405	16.070	1:00.854	121
5	19.412	25.478	15.893	1:00.783	120	5	19.390	25.903	15.889	1:01.182	121	5	19.349	25.450	16.303	1:01.102	120
6	19.420	25.556	16.375	1:01.351	119	6	19.369	25.478	15.830	1:00.677	121	6	19.378	25.551	16.070	1:00.999	121
7	20.287	26.383	15.944	1:02.614	119	7	19.410	25.515	15.841	1:00.766	120	7	19.760	25.601	15.868	1:01.229	120
8	20.407	26.434	16.681	1:03.522	119	8	19.388	25.498	15.880	1:00.766	120	8	19.277	25.423	15.819	1:00.519	120
9	19.597	25.677	16.523	1:01.797	119	9	19.493	25.577	15.973	1:01.043	120	9	19.369	25.454	15.808	1:00.631	120
10	19.649	26.113	16.086	1:01.848	118	10	19.497	25.645	15.855	1:00.997	120	10	19.392	25.523	15.791	1:00.706	120
11	19.545	25.667	15.911	1:01.123	118	11	19.464	25.565	15.860	1:00.889	120	11	19.430	25.541	15.838	1:00.809	121
12	19.558	25.696	15.995	1:01.249	119	12	19.496	25.545	15.848	1:00.889	119	12	19.429	25.537	15.853	1:00.819	121
13	19.583	25.723	15.965	1:01.271	118	13	19.447	25.584	15.906	1:00.937	119	13	19.554	25.536	15.842	1:00.932	120
14	19.585	25.820	16.632	1:02.037	119	14	19.505	25.638	15.849	1:00.992	120	14	19.449	25.525	15.860	1:00.834	121
15	19.566	25.739	16.019	1:01.324	118	15	19.476	25.607	15.954	1:01.037	118	15	19.452	25.591	15.936	1:00.979	119
16	19.600	25.853	15.961	1:01.414	119	16	19.484	25.608	15.912	1:01.004	119	16	19.480	25.587	16.024	1:01.091	120
17	19.617	25.792	15.980	1:01.389	119	17	19.490	25.583	15.896	1:00.969	119	17	19.692	25.575	15.885	1:01.152	119
18	19.696	25.709	16.049	1:01.454	119	18	19.488	25.629	15.907	1:01.024	120	18	19.456	25.563	15.904	1:00.923	120
19	19.623	25.787	16.027	1:01.437	119	19	19.504	25.657	15.957	1:01.118	120	19	19.718	25.753	15.956	1:01.427	120
No.242 MARTINESE Iaccopo						No.246 CRAIGIE Kenzo						No.249 AKSOY Alp					
1	21.498	27.330	16.579	1:05.407	118	1	21.687	26.796	15.922	1:04.405	118	1	23.032	27.228	17.024	1:07.284	118
2	19.681	25.723	15.909	1:01.313	119	2	19.479	25.665	15.881	1:01.025	119	2	20.266	26.086	16.505	1:02.857	119
3	19.441	25.502	15.765	1:00.708	120	3	19.403	25.590	15.790	1:00.783	119	3	19.493	25.421	16.264	1:01.178	119
4	19.265	25.323	15.888	1:00.476	121	4	19.268	25.367	15.818	1:00.453	119	4	19.752	25.438	15.898	1:01.088	120
5	19.332	25.548	15.798	1:00.678	120	5	19.381	25.473	15.866	1:00.720	119	5	19.353	25.509	16.075	1:00.937	120
6	19.271	25.405	15.829	1:00.505	120	6	19.231	25.412	15.816	1:00.459	120	6	19.558	25.663	16.292	1:01.513	120
7	19.262	25.437	15.801	1:00.500	120	7	19.349	25.458	15.768	1:00.575	119	7	19.630	26.510	16.341	1:02.481	121
8	19.298	25.435	15.812	1:00.545	120	8	19.283	25.429	15.936	1:00.648	119	8	19.576	25.565	16.489	1:01.630	122
9	19.364	25.523	15.864	1:00.751	120	9	19.284	25.447	15.792	1:00.523	120	9	19.661	25.727	15.983	1:01.371	121
10	19.364	25.518	15.837	1:00.719	120	10	19.316	25.507	15.915	1:00.738	118	10	19.667	25.663	15.879	1:01.209	120
11	19.423	25.481	15.875	1:00.779	120	11	19.347	25.522	15.813	1:00.682	119	11	19.674	25.759	15.942	1:01.375	120
12	19.358	25.461	15.830	1:00.649	120	12	19.331	25.488	15.872	1:00.691	119	12	19.583	25.707	15.955	1:01.245	120
13	19.420	25.450	15.812	1:00.682	121	13	19.347	25.496	15.835	1:00.678	119	13	19.550	25.757	15.919	1:01.226	120
14	19.374	25.546	15.884	1:00.804	120	14	19.342	25.584	15.834	1:00.760	118	14	19.554	25.786	15.937	1:01.277	120
15	19.393	25.558	15.895	1:00.846	119	15	19.384	25.563	15.874	1:00.821	118	15	19.531	25.759	16.182	1:01.472	120
16	19.467	25.568	15.893	1:00.928	119	16	19.367	25.580	15.844	1:00.791	118	16	19.955	26.254	16.716	1:02.925	117
17	19.432	25.543	15.928	1:00.903	118	17	19.436	25.576	15.879	1:00.891	118	17	19.780	25.724	16.455	1:01.959	119
18	19.481	25.656	15.843	1:00.980	120	18	19.468	25.573	15.874	1:00.915	119	18	19.978	26.065	16.271	1:02.314	121
19	19.469	25.639	15.879	1:00.987	120	19	19.518	25.670	15.929	1:01.117	119	19	19.792	25.790	16.037	1:01.619	120

 Timekeeper 

 Race Director 

OK
**Final (F)
Analysis**

For information purposes. No official / regulatory value

Laps	Sector 1	Sector 2	Sector 3	Lap Time	Spd	Laps	Sector 1	Sector 2	Sector 3	Lap Time	Spd	Laps	Sector 1	Sector 2	Sector 3	Lap Time	Spd
No.251 MICALLEF Jacob						No.262 LYZEN Borys						No.266 GONZALEZ Eloi					
1	23.223	27.365	16.895	1:07.483	119	1	24.766	26.963	16.635	1:08.364	120	1	22.183	27.311	16.617	1:06.111	121
2	21.429	26.085	16.147	1:03.661	120	2	20.692	26.412	15.984	1:03.088	121	2	19.571	26.273	15.919	1:01.763	121
3	20.044	25.622	16.003	1:01.669	120	3	20.249	26.383	16.042	1:02.674	120	3	19.379	25.550	16.263	1:01.192	122
4	20.168	26.227	15.897	1:02.292	120	4	20.031	25.723	16.094	1:01.848	121	4	19.308	25.400	15.888	1:00.596	121
5	19.441	25.385	15.857	1:00.683	120	5	19.366	25.453	15.784	1:00.603	121	5	19.296	25.494	15.901	1:00.691	121
6	19.495	25.647	16.061	1:01.203	120	6	19.398	25.490	15.821	1:00.709	122	6	19.350	25.489	15.818	1:00.657	121
7	19.448	25.549	17.055	1:02.052	117	7	19.918	25.575	16.123	1:01.616	115	7	19.284	25.489	15.786	1:00.559	121
8	20.129	26.150	15.963	1:02.242	119	8	20.309	26.841	16.543	1:03.693	120	8	19.372	25.512	16.136	1:01.020	122
9	19.421	25.514	15.862	1:00.797	119	9	19.582	26.185	16.657	1:02.424	121	9	19.587	25.690	15.992	1:01.269	121
10	19.435	25.527	15.872	1:00.834	119	10	19.633	26.262	16.596	1:02.491	121	10	19.464	25.596	16.266	1:01.326	120
11	19.535	25.602	15.947	1:01.084	119	11	19.530	25.649	15.859	1:01.038	121	11	19.485	25.629	15.855	1:00.969	120
12	19.568	25.658	15.931	1:01.157	119	12	19.551	25.709	15.908	1:01.168	121	12	19.808	25.820	15.925	1:01.553	120
13	19.674	25.624	15.906	1:01.204	119	13	19.625	25.754	15.875	1:01.254	121	13	19.454	25.711	15.908	1:01.073	120
14	19.547	25.616	15.954	1:01.117	120	14	19.621	25.741	16.101	1:01.463	120	14	19.476	25.687	15.867	1:01.030	120
15	19.919	25.905	16.061	1:01.885	119	15	19.539	25.757	15.944	1:01.240	120	15	19.453	25.666	15.885	1:01.004	120
16	19.831	25.704	16.237	1:01.772	119	16	19.621	25.704	15.892	1:01.217	120	16	19.476	25.658	16.283	1:01.417	118
17	20.159	25.762	16.052	1:01.973	119	17	19.594	25.750	15.926	1:01.270	120	17	20.111	26.122	16.617	1:02.850	117
18	19.985	25.797	16.300	1:02.082	119	18	19.621	25.795	15.970	1:01.386	121	18	19.825	25.626	15.942	1:01.393	120
19	19.677	25.633	16.089	1:01.399	120	19	19.575	25.812	16.197	1:01.584	120	19	19.498	25.756	16.207	1:01.461	118
No.256 VAN LANGENDONCK Dries						No.264 IVANNIKOV Vladimir						No.271 BURNETT Jensen					
1	20.252	25.753	15.923	1:01.928	118	1	30.638	26.324	16.144	1:13.106	119	1	21.656	27.231	16.442	1:05.329	120
2	19.735	26.072	15.965	1:01.772	119	2	19.364	25.354	15.726	1:00.444	120	2	19.844	25.833	16.378	1:02.055	121
3	19.490	25.519	15.959	1:00.968	118	3	19.182	25.517	16.167	1:00.866	120	3	19.529	25.577	15.855	1:00.961	121
4	19.378	25.444	15.852	1:00.674	119	4	19.906	25.775	16.073	1:01.754	121	4	19.476	25.491	15.870	1:00.837	121
5	19.775	25.517	15.887	1:01.179	119	5	19.410	25.573	15.876	1:00.859	121	5	19.387	25.446	15.830	1:00.663	121
6	19.359	25.515	15.833	1:00.707	119	6	19.387	25.535	15.802	1:00.724	121	6	19.367	25.465	15.816	1:00.648	121
7	19.315	25.514	15.847	1:00.676	119	7	19.570	26.175	15.804	1:01.549	120	7	19.409	25.610	15.834	1:00.853	121
8	19.352	25.509	15.843	1:00.704	119	8	19.964	26.763	16.462	1:03.189	121	8	19.414	25.620	16.471	1:01.505	121
9	19.359	25.617	15.869	1:00.845	119	9	19.772	25.960	16.414	1:02.146	119	9	19.600	26.020	16.244	1:01.864	122
10	19.399	25.639	16.184	1:01.222	120	10	19.477	25.587	15.829	1:00.893	120	10	19.561	25.700	16.302	1:01.563	120
11	19.556	25.567	15.849	1:00.972	119	11	19.488	25.569	15.822	1:00.879	121	11	20.114	25.707	15.884	1:01.705	121
12	19.462	25.597	15.920	1:00.979	119	12	19.488	25.561	16.065	1:01.114	119	12	19.529	25.687	15.932	1:01.148	121
13	19.477	25.596	15.878	1:00.951	119	13	19.590	25.695	15.882	1:01.167	120	13	19.894	25.746	15.959	1:01.599	121
14	19.439	25.596	16.221	1:01.256	119	14	19.448	25.658	15.886	1:00.992	120	14	19.526	25.657	15.901	1:01.084	121
15	19.494	25.613	15.912	1:01.019	119	15	19.527	25.704	15.964	1:01.195	121	15	19.558	25.709	15.916	1:01.183	120
16	19.484	25.606	15.929	1:01.019	119	16	19.496	25.672	15.954	1:01.122	120	16	19.515	25.685	15.884	1:01.084	121
17	19.483	25.614	15.911	1:01.008	119	17	19.577	25.735	16.143	1:01.455	121	17	19.600	25.718	16.504	1:01.822	118
18	19.560	25.665	15.895	1:01.120	120	18	19.784	25.950	15.903	1:01.637	121	18	19.916	25.700	16.364	1:01.980	119
19	19.516	25.545	15.950	1:01.011	119	19	19.751	25.891	16.540	1:02.182	120	19	19.648	25.771	16.066	1:01.485	120

 Timekeeper 


 Race Director 

OK
**Final (F)
Analysis**


For information purposes. No official / regulatory value

Laps	Sector 1	Sector 2	Sector 3	Lap Time	Spd	Laps	Sector 1	Sector 2	Sector 3	Lap Time	Spd	Laps	Sector 1	Sector 2	Sector 3	Lap Time	Spd
No.272 SALA Filippo						8	19.301	25.543	15.795	1:00.639	119	5	19.291	25.607	16.285	1:01.183	120
1	22.220	26.746	16.795	1:05.761	118	9	19.339	25.604	15.796	1:00.739	119	6	19.163	25.698	15.922	1:00.783	120
2	19.915	26.425	15.967	1:02.307	120	10	19.320	25.569	15.777	1:00.666	119	7	19.376	25.456	15.722	1:00.554	121
3	19.374	25.593	16.244	1:01.211	119	11	19.374	25.501	15.765	1:00.640	119	8	19.188	25.331	15.758	1:00.277	120
4	19.316	25.292	15.976	1:00.584	119	12	19.348	25.494	15.769	1:00.611	119	9	19.222	25.399	15.796	1:00.417	120
5	19.204	25.456	15.823	1:00.483	120	13	19.353	25.460	15.765	1:00.578	119	10	19.428	25.532	15.883	1:00.843	121
6	19.263	25.430	15.794	1:00.487	120	14	19.291	25.528	15.772	1:00.591	120	11	19.540	25.385	15.809	1:00.734	121
7	19.306	25.542	15.842	1:00.690	120	15	19.393	25.487	15.808	1:00.688	118	12	19.478	25.376	15.798	1:00.652	120
8	19.398	25.578	16.223	1:01.199	120	16	19.401	25.513	15.789	1:00.703	119	13	19.305	25.358	15.841	1:00.504	120
9	19.450	25.641	15.893	1:00.984	120	17	19.422	25.488	15.834	1:00.744	118	14	19.340	25.384	15.774	1:00.498	120
10	19.486	26.120	16.874	1:02.480	119	18	19.521	25.562	15.780	1:00.863	120	15	19.387	25.376	15.817	1:00.580	120
11	19.943	25.634	15.869	1:01.446	119	19	19.381	25.570	15.828	1:00.779	119	16	19.346	25.419	15.820	1:00.585	120
12	19.500	25.655	15.872	1:01.027	120	No.279 CORBI Matt						17	19.457	25.534	15.771	1:00.762	120
13	19.479	25.602	15.902	1:00.983	120	1	24.552	26.974	16.793	1:08.319	118	18	19.330	26.019	17.977	1:03.326	113
14	19.469	25.692	15.906	1:01.067	120	2	20.480	25.864	16.041	1:02.385	119	19	21.350	27.910	18.745	1:08.005	111
15	19.496	25.678	16.202	1:01.376	120	3	20.185	25.496	16.059	1:01.740	119	No.291 DERUNOV Efim					
16	19.558	25.701	15.994	1:01.253	119	4	19.876	26.081	15.982	1:01.939	118	1	23.342	28.350	17.082	1:08.774	119
17	19.772	25.868	16.919	1:02.559	118	5	19.281	25.464	15.935	1:00.680	119	2	20.695	26.563	15.971	1:03.229	119
18	20.206	25.720	16.138	1:02.064	116	6	19.392	25.798	15.959	1:01.149	118	3	19.918	25.491	16.914	1:02.323	115
19	20.191	25.976	17.198	1:03.365	117	7	19.281	25.688	17.060	1:02.029	118	4	20.203	25.709	16.094	1:02.006	120
No.273 WHERRELL Lewis						8	20.226	25.658	15.924	1:01.808	118	5	19.432	26.236	16.537	1:02.205	119
1	22.451	27.379	16.340	1:06.170	119	9	19.442	25.573	15.895	1:00.910	117	6	19.873	25.506	15.789	1:01.168	120
2	19.717	26.327	15.922	1:01.966	120	10	19.471	25.596	15.937	1:01.004	117	7	19.371	25.608	15.934	1:00.913	120
3	19.433	25.564	16.213	1:01.210	120	11	19.492	25.658	15.863	1:01.013	118	8	19.744	26.435	16.633	1:02.812	120
4	19.387	25.448	16.151	1:00.986	121	12	19.471	25.644	15.988	1:01.103	117	9	20.307	25.651	16.047	1:02.005	120
5	19.398	25.853	15.865	1:01.116	121	13	19.519	25.707	15.970	1:01.196	118	10	19.754	25.845	17.007	1:02.606	119
6	19.385	25.631	15.979	1:00.995	120	14	19.629	25.716	16.027	1:01.372	118	11	19.613	25.657	15.858	1:01.128	119
7	20.132	25.625	15.833	1:01.590	119	15	19.607	25.826	16.281	1:01.714	115	12	19.508	25.639	15.981	1:01.128	120
8	19.346	25.594	16.166	1:01.106	120	No.287 SMITH Joseph						13	19.556	25.785	16.027	1:01.368	119
9	19.439	25.613	15.908	1:00.960	120	1	22.772	27.363	16.510	1:06.645	121	14	19.550	25.723	16.031	1:01.304	119
10	19.473	25.660	15.899	1:01.032	119	2	19.708	26.342	16.078	1:02.128	121	15	19.773	25.782	16.266	1:01.821	119
11	19.432	25.637	15.867	1:00.936	120	3	19.423	25.394	16.283	1:01.100	122	16	19.617	25.862	15.987	1:01.466	118
No.277 COSTOYA Christian						4	19.870	25.272	15.765	1:00.907	121	17	19.634	25.885	16.024	1:01.543	119
1	21.141	25.685	15.792	1:02.618	121	5	19.370	25.473	15.925	1:00.768	122	18	19.649	25.837	16.007	1:01.493	120
2	19.817	25.896	16.043	1:01.756	122	6	19.419	25.517	15.953	1:00.889	122	19	19.614	25.889	16.014	1:01.517	119
3	19.459	25.410	15.789	1:00.658	120	No.289 COCHET Louis						No.297 NILSSON Leo					
4	19.335	25.397	15.814	1:00.546	120	1	22.887	27.283	16.927	1:07.097	120	1	25.784	26.996	16.279	1:09.059	118
5	19.371	25.474	15.732	1:00.577	120	2	19.788	26.316	16.098	1:02.202	121	2	20.341	26.760	15.960	1:03.061	119
6	19.259	25.537	15.783	1:00.579	120	3	19.278	25.819	16.615	1:01.712	120	3	19.623	26.374	16.237	1:02.234	118
7	19.319	25.556	15.792	1:00.667	119	4	19.323	25.594	15.985	1:00.902	122	4	19.915	25.811	16.065	1:01.791	119

Timekeeper



Race Director



OK
**Final (F)
Analysis**

For information purposes. No official / regulatory value

Laps	Sector 1	Sector 2	Sector 3	Lap Time	Spd
5	19.393	25.604	15.913	1:00.910	119
6	19.349	25.409	15.821	1:00.579	120
7	19.593	25.945	15.866	1:01.404	120
8	20.130	26.895	16.490	1:03.515	118
9	19.628	25.957	16.403	1:01.988	119
10	19.471	25.594	15.800	1:00.865	120
11	19.442	25.531	15.823	1:00.796	120
12	19.469	25.589	16.316	1:01.374	117

No.299 NETO Maria

1	24.437	27.599	16.960	1:08.996	117
2	20.475	27.214	16.037	1:03.726	118
3	19.515	26.367	16.271	1:02.153	117
4	20.046	25.836	16.010	1:01.892	119
5	19.412	25.843	16.389	1:01.644	117
6	19.711	25.497	15.856	1:01.064	117
7	19.319	25.562	15.845	1:00.726	119
8	19.922	26.417	16.752	1:03.091	117


No.302 SHARP Aston

1	22.983	27.290	16.966	1:07.239	120
2	20.168	26.580	16.376	1:03.124	121
3	19.540	25.460	16.283	1:01.283	120
4	19.669	25.512	15.855	1:01.036	122
5	19.474	25.523	15.945	1:00.942	119
6	19.582	25.601	16.270	1:01.453	122
7	20.145	26.203	16.408	1:02.756	120
8	19.402	25.558	16.116	1:01.076	120
9	19.520	25.600	16.353	1:01.473	121
10	19.508	25.550	15.837	1:00.895	121
11	19.472	25.698	15.883	1:01.053	120
12	19.532	25.801	15.971	1:01.304	122
13	19.735	25.690	15.934	1:01.359	120
14	19.475	25.717	15.914	1:01.106	121
15	19.685	26.088	16.231	1:02.004	118
16	19.803	26.148	16.143	1:02.094	118
17	19.646	25.800	15.980	1:01.426	119
18	19.605	25.720	15.994	1:01.319	120
19	19.638	25.772	16.032	1:01.442	120

Timekeeper



Race Director



Champions of the Future 2025 Euro Series: R1 - Campillos (ESP) 26-29/03/2025

Page 6 / 6

www.championskarting.com / RGMCM

 Apex Timing GoRacing 

OK

Final (F)

Document 69

Starting Grid

Subject to scrutineering & sporting investigations

35 th	263 WOLFE Noah BIREL ART / TM KART		18	279 CORBI Matt KR / IAME		36 th
33 th	264 IVANNIKOV Vladimir BIREL ART / TM KART		17	262 LYZEN Borys KR / TM		34 th
31 th	297 NILSSON Leo KR / IAME		16	213 KACZYNSKI Elliot TONY KART / TM		32 th
29 th	231 MARSH Scott KR / IAME		15	222 RASMUSSEN Oliver Fodor TONY KART / VORTEX		30 th
27 th	266 GONZALEZ Eloi BIREL ART / TM KART		14	299 NETO Maria CRG / IAME		28 th
25 th	214 PAVAN Sebastiano TONY KART / TM		13	291 DERUNOV Efim PAROLIN / TM		26 th
23 th	206 PESL Jindrich TONY KART / VORTEX		12	241 KOLOVOS Stylianos Taxiarchis KR / IAME		24 th
21 th	217 KOIVISTO Emeeli HENZA / IAME		11	302 SHARP Aston BIREL ART / TM		22 th
19 th	251 MICALLEF Jacob KR / IAME		10	202 RAMAEKERS Thibaut KR / IAME		20 th
17 th	249 AKSOY Alp KR / IAME		9	223 PRADIER Thomas Cyrille TONY KART / VORTEX		18 th
15 th	289 COCHET Louis KR / IAME		8	233 KINNMARK Oliver KR / IAME		16 th
13 th	287 SMITH Joseph KR / IAME		7	248 ANAGNOSTIADIS James KR / IAME		14 th
11 th	273 WHERRELL Lewis EXPRIT / TM		6	271 BURNETT Jensen EXPRIT / TM		12 th
9 th	272 SALA Filippo EXPRIT / TM		5	227 KAMYAB Roman LN / TM		10 th
7 th	240 KELLEHER Daniel KR / IAME		4	244 FRANCIS Lewis KR / IAME		8 th
5 th	246 CRAIGIE Kenzo KR / IAME		3	229 GUSTAFSSON Viktor CRG / TM		6 th
3 rd	242 MARTINESE Iacopo KR / IAME		2	256 VAN LANGENDONCK Dries KR / IAME		4 th
1 st	277 COSTOYA Christian PAROLIN / TM		1	201 TURNEY Joe KR / IAME		2 nd

POLE POSITION



Start : 29/03 - 13:40 19 Laps = 30.172 km

Timekeeper

Race Director

Champions of the Future 2025 Euro Series: R1 - Campillos (ESP) 26-29/03/2025

Page 1 / 1

www.championskarting.com / RGMCM

Apex Timing GoRacing

OK
Super Heats (SH)
Document 68.1 OFFICIAL
Final Intermediate Classification

Subject to scrutineering & sporting investigations

Rnk	No.	Driver	D. Nat	Q ^B	E-F	C-D	A-B	C-F	B-D	A-E	B-F	C-E	A-D	B-E	D-F	A-C	D-E	A-F	B-C	SH1	SH2	Points
1	277	COSTOYA Christian	ESP	1	-	-	50	-	-	50	-	-	50	-	-	50	-	44	-	90	-	334
2	201	TURNEY Joe	GBR	8	-	-	44	-	50	-	50	-	-	50	-	-	-	-	34	-	80	308
3	242	MARTINESE Iacopo	ITA	12	50	-	-	44	-	-	44	-	-	-	50	-	-	36	-	66	-	290
4	256	VAN LANGENDONCK Dries	BEL	7	-	-	32	-	-	41	-	-	44	-	-	38	-	38	-	-	90	283
5	246	CRAIGIE Kenzo	GBR	10	-	41	-	-	44	-	-	-	36	-	44	-	36	-	-	80	-	281
6	229	GUSTAFSSON Viktor	SWE	19	-	-	41	-	-	38	-	-	41	-	-	36	-	50	-	-	66	272
7	240	KELLEHER Daniel	IRL	11	41	-	-	-	-	34	-	38	-	44	-	-	38	-	-	72	-	267
8	244	FRANCIS Lewis	AUS	18	38	-	-	38	-	-	41	-	-	-	38	-	-	27	-	-	72	254
9	272	SALA Filippo	ITA	5	44	-	-	-	-	30	-	50	-	41	-	-	32	-	-	-	54	251
10	227	KAMYAB Roman	GBR	2	-	-	38	-	38	-	32	-	-	36	-	-	-	-	50	-	50	244
11	273	WHERRELL Lewis	GBR	13	-	-	36	-	-	44	-	-	38	-	-	44	-	32	-	46	-	240
12	271	BURNETT Jensen	CAN	14	-	-	21	-	36	-	34	-	-	38	-	-	-	-	41	-	60	230
13	287	SMITH Joseph	GBR	15	-	38	-	34	-	-	-	28	-	-	-	30	-	-	44	-	46	220
14	248	ANAGNOSTIADIS James	AUS	31	-	-	26	-	-	36	-	-	34	-	-	34	-	28	-	60	-	218
15	289	COCHET Louis	FRA	23	34	-	-	-	-	27	-	41	-	28	-	-	41	-	-	42	-	213
16	233	KINMARK Oliver	SWE	25	-	-	23	-	-	28	-	-	30	-	-	41	-	30	-	-	42	194
17	249	AKSOY Alp	TUR	26	-	-	34	-	30	-	36	-	-	34	-	-	-	-	27	-	32	193
18	223	PRADIER Thomas Cyrille	FRA	34	-	24	-	-	32	-	-	-	26	-	30	-	24	-	-	54	-	190
19	251	MICALLEF Jacob	MLT	9	-	36	-	36	-	-	-	44	-	-	-	6	-	-	38	28	-	188
20	202	RAMAEKERS Thibaut	BEL	4	-	44	-	-	41	-	-	-	27	-	41	-	30	-	-	4	-	187
21	217	KOIVISTO Emeeli	FIN	30	30	-	-	32	-	-	28	-	-	-	22	-	-	34	-	-	38	184
22	302	SHARP Aston	GBR	6	36	-	-	50	-	-	38	-	-	-	36	-	-	18	-	3	-	181
23	206	PESL Jindrich	CZE	3	-	50	-	41	-	-	-	32	-	-	-	10	-	-	36	9	-	178
24	241	KOLOVOS Stylianos Taxiarchis	GRE	16	-	26	-	-	18	-	-	-	28	-	28	-	50	-	-	24	-	174
25	214	PAVAN Sebastiano	ITA	27	-	27	-	30	-	-	-	34	-	-	-	1	-	-	30	50	-	172
26	291	DERUNOV Efim	KGZ	17	28	-	-	-	-	25	-	22	-	27	-	-	34	-	-	34	-	170
27	266	GONZALEZ Eloi	ESP	43	-	-	27	-	-	32	-	-	32	-	-	28	-	41	-	-	1	161
28	299	NETO Maria	POR	36	23	-	-	27	-	-	30	-	-	-	27	-	-	21	-	-	30	158
29	231	MARSH Scott	GBR	20	-	-	30	-	28	-	1	-	-	30	-	-	-	-	28	38	-	155
30	222	RASMUSSEN Oliver Fodor	DEN	22	-	30	-	-	26	-	-	-	20	-	32	-	23	-	-	-	24	155
31	297	NILSSON Leo	SWE	32	-	-	22	-	25	-	27	-	-	19	-	-	-	-	25	-	28	146
32	213	KACZYNSKI Elliot	SWE	21	-	28	-	23	-	-	-	36	-	-	-	9	-	-	23	-	26	145
33	264	IVANNIKOV Vladimir	ITA	28	-	34	-	-	34	-	-	-	15	-	26	-	27	-	-	-	5	141
34	262	LYZEN Borys	POL	37	-	-	24	-	-	21	-	-	25	-	-	32	-	8	-	30	-	140
35	263	WOLFE Noah	GBR	46	-	32	-	-	22	-	-	-	7	-	25	-	44	-	-	8	-	138
36	279	CORBI Matt	SUI	29	32	-	-	-	-	19	-	10	-	23	-	-	20	-	-	32	-	136
Not Qualified for the Final																						
37	290	CHARTIER Alexander	CAN	47	24	-	-	-	-	16	-	24	-	22	-	-	28	-	-	-	22	136
38	305	FIRHAND Qarrar	INA	24	27	-	-	25	-	-	19	-	-	-	24	-	-	24	-	14	-	133
39	255	ZHAO Zijun	CHN	48	20	-	-	21	-	-	22	-	-	-	21	-	-	26	-	-	20	130

Steward #1

Steward #2

Steward #3

OK
Super Heats (SH)
Document 68.1 OFFICIAL
Final Intermediate Classification

Subject to scrutineering & sporting investigations

Rnk	No.	Driver	D. Nat	Q _P	E-F	C-D	A-B	C-F	B-D	A-E	B-F	C-E	A-D	B-E	D-F	A-C	D-E	A-F	B-C	SH1	SH2	Points
40	275	MARTI Hugo	ESP	54	26	-	-	18	-	-	20	-	-	-	34	-	-	19	-	-	13	130
41	278	KLEMETSEN Vegard	NOR	60	19	-	-	24	-	-	23	-	-	-	23	-	-	7	-	-	34	130
42	205	DRUMMOND Zac	GBR	50	-	-	28	-	24	-	26	-	-	17	-	-	-	32	2	-	129	
43	298	ROCCHIO Gino	ITA	40	-	25	-	-	27	-	-	-	22	-	20	-	22	-	-	12	128	
44	230	BOTTARO Davide	ITA	38	-	-	25	-	23	-	25	-	-	25	-	-	-	26	-	2	126	
45	253	KUKLANE Roland	EST	39	-	19	-	28	-	-	-	30	-	-	-	26	-	-	10	11	124	
46	306	ANDRIOTIS Paul	SUI	33	-	9	-	20	-	-	-	27	-	-	-	25	-	-	18	17	116	
47	234	GREEN Zac	GBR	83	25	-	-	-	-	24	-	23	-	24	-	-	16	-	-	-	3	115
48	288	BATTIG Chiara	SUI	44	-	-	18	-	21	-	6	-	-	32	-	-	-	24	-	10	111	
49	232	ARNAUDO Fausto	ARG	65	10	-	-	-	-	18	-	26	-	26	-	-	18	-	-	-	6	104
50	281	SILKUNAS Markas	LTU	67	-	-	14	-	-	23	-	-	21	-	-	24	-	16	-	6	104	
51	296	GARST Marco	DEN	45	-	21	-	15	-	-	-	9	-	-	-	22	-	-	22	-	14	103
52	247	BERNOLDI Bernardo	ITA	41	9	-	-	-	-	10	-	21	-	20	-	-	25	-	-	-	16	101
53	239	SAVELEV Makar	KGZ	51	-	23	-	17	-	-	-	17	-	-	-	15	-	-	7	22	101	
54	219	BRALIC Jason	NED	61	-	-	7	-	-	26	-	-	23	-	-	17	-	23	-	5	101	
55	250	KOWALCZYK Klara	POL	55	-	-	11	-	-	6	-	-	24	-	-	27	-	25	-	7	100	
56	226	KORNDER Luke	GER	49	-	-	20	-	-	12	-	-	13	-	-	21	-	15	-	18	99	
57	228	MINNS Sebastian	GBR	66	15	-	-	19	-	-	18	-	-	-	13	-	-	20	-	13	98	
58	259	STADTLER Oliver	GER	42	6	-	-	22	-	-	24	-	-	-	19	-	-	22	-	-	4	97
59	212	HAKKINEN Ella	MON	56	-	-	17	-	20	-	15	-	-	7	-	-	-	-	21	-	17	97
60	236	KERDAL François Dario	SUI	35	12	-	-	-	-	9	-	25	-	9	-	-	26	-	-	-	15	96
61	245	FLUXA CROSS Luna	ESP	80	-	-	15	-	19	-	16	-	-	5	-	-	-	15	26	-	96	
62	261	RAFALIK Maksymilian	POL	89	21	-	-	-	-	13	-	20	-	16	-	-	9	-	-	16	95	
63	274	ROUSSEL Romeo	FRA	77	22	-	-	-	-	17	-	16	-	11	-	-	17	-	-	10	93	
64	280	STILLER Peter	ITA	71	11	-	-	-	-	14	-	14	-	13	-	-	19	-	-	20	91	
65	260	CEGIELSKI Franciszek	POL	81	-	13	-	14	-	-	-	18	-	-	-	23	-	-	16	-	7	91
66	237	NOUGUEYREDE Clovis	FRA		17	-	-	8	-	-	13	-	-	-	18	-	-	17	-	-	18	91
67	252	MATSUI Sara	JPN	57	-	7	-	13	-	-	-	19	-	-	-	19	-	-	20	-	11	89
68	309	KARA OSMAN Amin	GER	87	-	16	-	9	-	-	-	15	-	-	-	20	-	-	13	15	88	
69	301	GIRARDET Alois	FRA	82	-	18	-	-	13	-	-	-	16	-	17	-	15	-	-	-	8	87
70	254	PEDERSEN Dean	USA	53	13	-	-	-	-	20	-	12	-	21	-	-	21	-	-	-3	84	
71	211	GALAN Oskar	POL	69	-	15	-	16	-	-	-	13	-	-	-	7	-	-	17	-	12	80
72	267	TORT MAS Lluís	ESP	72	16	-	-	12	-	-	17	-	-	-	15	-	-	11	-	-	9	80
73	216	LUTHARDT Carl	GER	74	-	-	16	-	8	-	12	-	-	12	-	-	-	19	-	-	67	
74	284	BROVKO Mark	UKR	85	-	-	13	-	-	7	-	-	19	-	-	13	-	14	-	-	66	
75	295	KAMENIK Jakub	CZE	62	-	-	12	-	16	-	21	-	-	8	-	-	-	8	-	-	65	
76	276	LOWETTE Beau	BEL	68	-	-	19	-	15	-	11	-	-	6	-	-	-	14	-	-	65	
77	307	KRUTOHOLOV Lev	UKR	59	8	-	-	-	-	22	-	7	-	18	-	-	8	-	-	-	63	
78	286	ANZHE Sun	ITA	76	-	17	-	-	5	-	-	-	17	-	14	-	7	-	-	-	60	
79	257	SACHSE Bertram	DEN	64	-	1	-	-	17	-	-	-	18	-	8	-	14	-	-	-	58	

Steward #1

Steward #2

Steward #3

OK

Super Heats (SH)

Document 68.1 OFFICIAL

Final Intermediate Classification

Subject to scrutineering & sporting investigations

Rnk	No.	Driver	D. Nat	Q ^B	E-F	C-D	A-B	C-F	B-D	A-E	B-F	C-E	A-D	B-E	D-F	A-C	D-E	A-F	B-C	SH1	SH2	Points
80	265	PARKER Skye	GBR	70	-	12	-	-	9	-	-	-	12	-	11	-	13	-	-	-	-	57
81	294	ZASOV Georgiy	SUI	73	-	-	6	-	-	15	-	-	9	-	-	12	-	13	-	-	-	55
82	268	GARCIA LOPEZ Aaron	ESP	75	-	8	-	26	-	-	-	8	-	-	-	8	-	-	5	-	-	55
83	225	SUN Yibei	ITA	90	18	-	-	7	-	-	9	-	-	-	9	-	-	12	-	-	-	55
84	292	JUNCHER Marcus	DEN	79	-	-	10	-	-	8	-	-	10	-	-	16	-	10	-	-	-	54
85	282	HARASTEY Daniel	CZE	94	-	6	-	-	10	-	-	-	14	-	12	-	12	-	-	-	-	54
86	243	KAWPENG Sebastien	ITA	52	-	20	-	-	14	-	-	-	6	-	7	-	6	-	-	-	-	53
87	310	MEUNIER Senna	BEL	78	7	-	-	11	-	-	14	-	-	-	16	-	-	5	-	-	-	53
88	220	HELDER Jorn	NED	63	-	10	-	10	-	-	-	1	-	-	-	18	-	-	12	-	-	51
89	303	AUTMAITRE Mathis	SEN	91	-	-	9	-	-	11	-	-	11	-	-	14	-	6	-	-	-	51
90	218	SVAHN Vilmer	SWE	86	-	-	8	-	11	-	7	-	-	15	-	-	-	-	9	-	-	50
91	304	GHEYSEN Lucas	BRA	88	-	14	-	-	12	-	-	-	8	-	3	-	11	-	-	-	-	48
92	235	NIKISHOV Nikita	ESP	58	-	22	-	-	6	-	-	-	6	-	7	-	6	-	-	-	-	47
93	293	POKORNY Daniel	CZE	84	14	-	-	5	-	-	8	-	-	-	10	-	-	9	-	-	-	46
94	238	DOLEH Zak	DMA	92	-	-	1	-	7	-	10	-	-	14	-	-	-	-	11	-	-	43
95	258	HOANG Arthur	BEL	95	5	-	-	-	-	5	-	11	-	10	-	-	10	-	-	-	-	41
96	269	ALATORRE ARTIGAS Mariano	ESP	93	-	11	-	6	-	-	-	6	-	-	-	11	-	-	6	-	-	40

Steward #1

Steward #2

Steward #3



OK

Super Heat 2 (B) (SH2)

Document 67.1

Results

Subject to scrutineering & sporting investigations

Rnk	No.	Competitor	E. Nat	Driver	D. Nat	Equipment	Laps	Gap	Interv.	Best lap	Spd	Penalty	Points
1	▲4	256 PREMA RACING SRL	ITA	VAN LANGENDONCK Dries	BEL	KR / IAME	13			1:00.508	120.3		90
2	▼1	201 KR MOTORSPORT	ITA	TURNEY Joe	GBR	KR / IAME	13	0.065	0.065	1:00.431	120.3		80
3	▲3	244 KR MOTORSPORT	ITA	FRANCIS Lewis	AUS	KR / IAME	13	0.324	0.259	1:00.372	120.9		72
4	▼2	229 CRG RACING TEAM	ITA	GUSTAFSSON Viktor	SWE	CRG / TM	13	3.661	3.337	1:00.844	119.6		66
5	▲3	271 FORZA RACING	GBR	BURNETT Jensen	CAN	EXPRIT / TM	13	3.714	0.053	1:00.509	121.7		60
6	▼3	272 FORZA RACING	GBR	SALA Filippo	ITA	EXPRIT / TM	13	6.474	2.760	1:00.501	120.7	+5.000	54
7	▼3	227 RICKY FLYNN MOTORSPORT	GBR	KAMYAB Roman	GBR	LN / TM	13	6.956	0.482	1:00.720	120.3		50
8	▼1	287 VICTORYLANE KARTING	GBR	SMITH Joseph	GBR	KR / IAME	13	7.374	0.418	1:00.730	122.0		46
9	▲2	233 KOSKI MOTORSPORT	FIN	KINMARK Oliver	SWE	KR / IAME	13	7.476	0.102	1:00.809	121.0		42
10	▲2	217 MP KARTRACING	NED	KOIVISTO Emeeli	FIN	HENZA / IAME	13	7.851	0.375	1:00.813	120.9		38
11	▲14	278 VICTORYLANE KARTING	BEL	KLEMETSEN Vegard	NOR	KR / IAME	13	7.917	0.066	1:00.438	120.4		34
12	▼3	249 PREMA RACING SRL	ITA	AKSOY Alp	TUR	KR / IAME	13	8.281	0.364	1:00.889	120.7		32
13	▲2	299 CRG RACING TEAM	ITA	NETO Maria	POR	CRG / IAME	13	8.969	0.688	1:00.814	118.2		30
14	▲4	297 DPK RACING	ESP	NILSSON Leo	SWE	KR / IAME	13	10.958	1.989	1:00.712	122.1		28
15	▲2	213 WARD RACING	SWE	KACZYNSKI Elliot	SWE	TONY KART / TM	13	11.618	0.660	1:00.851	122.2		26
16	▼2	222 TONY KART RACING TEAM	ITA	RASMUSSEN Oliver Fodor	DEN	TONY KART / VORTEX	13	14.474	2.856	1:00.739	120.2	+5.000	24
17	▲3	290 VICTORYLANE KARTING	GBR	CHARTIER Alexander	CAN	KR / IAME	13	14.516	0.042	1:00.863	121.8		22
18	▲4	255 KR MOTORSPORT	ITA	ZHAO Zijun	CHN	KR / IAME	13	15.913	1.397	1:01.074	120.2		20
19	▲15	237 CRG RACING TEAM	ITA	NOUGUEYREDE Clovis	GBR	CRG / IAME	13	15.970	0.057	1:00.893	120.6		18
20	▲11	212 FUSION MOTORSPORT	GBR	HAKKINEN Ella	MON	KR / IAME	13	16.387	0.417	1:00.953	120.9		17
21	▲7	247 KR MOTORSPORT	ITA	BERNOLDI Bernardo	ITA	KR	13	17.711	1.324	1:00.840	122.0		16
22	▲8	236 DPK RACING	ESP	KERDAL François Dario	SUI	KR / IAME	13	17.911	0.200	1:01.125	119.1		15
23	▲4	296 KOSKI MOTORSPORT	FIN	GARST Marco	DEN	KR / IAME	13	18.503	0.592	1:01.178	122.1		14
24	▼5	275 PAROLIN MOTORSPORT	ITA	MARTI Hugo	ESP	PAROLIN / TM	13	19.094	0.591	1:01.258	119.7		13
25	▲11	211 FUSION MOTORSPORT	GBR	GALAN Oskar	POL	KR / IAME	13	19.291	0.197	1:00.718	120.4		12
26	▲7	252 KR MOTORSPORT	ITA	MATSUI Sara	JPN	KR / IAME	13	19.303	0.012	1:01.025	118.9		11
27	▼4	288 VICTORYLANE KARTING	GBR	BATTIG Chiara	SUI	KR / IAME	13	19.331	0.028	1:00.916	121.1	+5.000	10
28	▲7	267 MDC RACING	ESP	TORT MAS Lluís	ESP	KR	13	21.447	2.116	1:01.316	119.3		9
29	▲3	301 CRG RACING TEAM	ITA	GIRARDET Alois	GBR	CRG / IAME	13	23.569	2.122	1:01.432	118.3		8
30	▼1	260 KRZ MOTORSPORT	POL	CEGIELSKI Franciszek	POL	KR / TM	13	26.473	2.904	1:01.167	120.4	+5.000	7
31	▼7	232 DPK RACING	ESP	ARNAUDO Fausto	ARG	KR / IAME	12	1 Lap	1 Lap	1:01.003	121.0	+5.000	6
32	▼19	264 BIREL ART RACING	ITA	IVANNIKOV Vladimir	ITA	BIREL ART / TM KART	12	1 Lap	2.977	1:01.117	122.1		5
33	▼7	259 FUSION MOTORSPORT	GBR	STADTLER Oliver	GER	KR / IAME	11	2 Laps	1 Lap	1:01.088	120.3		4
34	▼13	234 DPK RACING	ESP	GREEN Zac	GBR	KR / IAME	10	3 Laps	1 Lap	1:00.861	120.3		3
35	▼19	230 CRG RACING TEAM	ITA	BOTTARO Davide	ITA	CRG / IAME	8	5 Laps	2 Laps	1:00.983	120.4		2
36	▼26	266 BIREL ART RACING	ITA	GONZALEZ Eloi	ESP	BIREL ART / TM KART	8	5 Laps	18.570	1:01.225	120.1		1

No.272 SALA Filippo : 5 sec time penalty for incorrectly installed Front Fairing or incorrect position of front fairing. According to Stewards' Decision No.114-272.

No.222 RASMUSSEN Oliver Fodor : 5 sec time penalty for incorrectly installed Front Fairing or incorrect position of front fairing. According to Stewards' Decision No.114-222.

No.288 BATTIG Chiara : 5 sec time penalty for incorrectly installed Front Fairing or incorrect position of front fairing. According to Stewards' Decision No.114-288.

No.260 CEGIELSKI Franciszek : 5 sec time penalty in the above mentioned session - Warning Flag (art. 26.1 Sporting Regulations). According to Stewards' Decision No.113.

No.232 ARNAUDO Fausto : 5 sec time penalty for incorrectly installed Front Fairing or incorrect position of front fairing. According to Stewards' Decision No.114-232.

Leaders : No.272 SALA Filippo (1-1) / No.201 TURNEY Joe (2-2) / No.272 SALA Filippo (3-4) / No.201 TURNEY Joe (5-12) / No.256 VAN LANGENDONCK Dries (13-13)

Start Time : 29/03 - 11:13:48

Best lap : No.244 FRANCIS Lewis 1:00.372 94.69 kph

Weather : Sunny Air : 18°C Track : Dry

Event Record : No.277 COSTOYA Christian 59.897 95.44 kph

No.260 06:21 Lap 5

Steward #1

Steward #2

Steward #3

Champions of the Future 2025 Euro Series: R1 - Campillos (ESP) 26-29/03/2025

DOCUMENT N° 113
**DÉCISION DES COMMISSAIRES SPORTIFS
STEWARDS' DECISION**

 PÉNALITÉ INFLIGÉE AU CONCURRENT (NOM) : **KRZ MOTORSPORT**
 PENALTY INFLICTED UPON THE ENTRANT (NAME):

 NATIONALITÉ / NATIONALITY: **POL**

 N°: **260** PILOTE : **CEGIELSKI Franciszek**
 No.: DRIVER :

 Concerne la partie de l'Épreuve : **OK - Super Heat 2 (B)**
 Concerns the part of the event:

ÉNONCÉ / STATEMENT:
5 sec time penalty in the above mentioned session - Warning Flag
MOTIF / REASON:

The Driver no. 260 caused a contact with kart no. 259 near MP 6 in lap 5. The driver concerned forced kart no 259 to loose his position (reported by Judge of Facts after video control, requested by Race Director, Doc n° 97). Having considered the report concerned and relevant video sequence the Stewards judged this incident as a violation against the article 26.1 of the Championship Sporting Regulations and art. 3.2.6.e of the 2025 Karting Code of Driving Conduct. The Competitor is reminded that, in accordance with art. 12.3.4 of the 2025 FIA International Sporting Code and art. 26.2 of the Championship Sporting Regulations the above penalty is not susceptible to appeal.

**Décision annoncée
Decision announced**

 Date / Date: **29/03/2025**

 Heure / Time: **11:28**

Nom / Name

Signature

Président du Collège / Chairman of the Panel:

Kris LAMBRECHT (BEL)


Membres du Collège / Members of the Panel:

Pere SAURA (ESP)

Jose M. MONTES (ESP)

NOTIFICATION AU CONCURRENT CONCERNÉ / NOTIFICATION TO THE RELEVANT ENTRANT

Je soussigné :

I undersigned: Nom personnel / personal name

 Représentant du Concurrent : **KRZ MOTORSPORT**
Representing the Entrant: Nom du Concurrent / Entrant's name

 Certifie avoir reçu notification du document N° **113** des Commissaires Sportifs de l'Épreuve.
 Certify that I have been notified of document No. by the Stewards of the Meeting.

Date :

Heure / Time:

Signature :

OK

Super Heat 2 (B) (SH2)

For information purposes. No official / regulatory value

Lap Chart

	1	2	3	4	5	6	7	8	9	10	11	12	13	14	15	16	17	18	19	20	21	22	23	24	25	26	27	28	29	30	31	32	33	34	35	36		
Grid	201	229	272	227	256	244	287	271	249	266	233	217	264	222	299	230	213	297	275	290	234	255	288	232	278	259	296	247	260	236	212	301	252	237	267	211		
Start	201	272	229	256	227	287	244	249	271	233	266	217	264	222	299	230	213	275	297	234	290	288	255	278	232	296	259	260	247	212	236	252	301	237	267	211		
Lap 1 Interval		0.0	0.2	0.0	0.9	0.1	0.1	0.1	0.2	0.1	0.3	0.2	0.1	0.2	0.1	0.2	0.3	0.1	0.7	0.2	0.2	0.1	0.4	0.3	0.0	0.1	0.1	0.1	0.1	0.1	0.1	0.1	0.1	0.1	0.2	0.3	0.2	0.0
Lap 2	201	272	256	229	227	244	287	249	271	266	233	217	230	299	222	264	234	232	275	278	213	297	288	255	236	247	290	296	301	212	259	237	260	267	211	252		
Lap 3	272	201	256	229	244	227	287	271	249	233	217	266	299	222	230	264	234	278	255	297	288	213	236	275	232	247	296	290	212	237	301	259	260	267	211	252		
Lap 4	272	201	256	229	244	227	271	249	287	233	217	266	222	299	230	278	234	264	255	297	288	213	236	247	290	275	237	212	301	296	259	252	260	211	267	232	232	
Lap 5	201	272	256	229	244	227	271	249	287	233	217	222	299	266	230	278	234	264	297	213	255	236	288	247	290	237	275	212	296	301	252	260	211	267	232	259		
Lap 6	201	272	256	244	229	227	271	249	287	233	217	222	299	278	230	234	266	297	264	213	255	288	236	247	290	237	212	275	296	252	301	260	211	232	267	259		
Lap 7	201	256	272	244	229	271	227	249	287	233	217	222	299	278	230	234	297	266	264	213	255	288	290	236	247	237	212	275	296	252	232	211	267	260	301	259		
Lap 8	201	256	272	244	229	271	227	287	233	217	249	222	299	278	230	234	297	213	264	255	288	290	236	237	247	212	275	296	252	211	232	267	260	301	266	259		
Lap 9	201	256	244	272	229	271	227	287	233	217	249	222	278	299	234	297	213	264	288	255	290	236	237	247	212	275	296	252	211	232	267	260	301	259				
Lap 10	201	256	244	272	229	271	227	287	233	217	249	278	299	222	297	213	234	264	288	290	255	236	237	247	212	275	296	252	211	232	267	260	301	259				
Lap 11	201	256	244	272	229	271	227	287	233	217	278	249	299	222	297	213	288	290	255	236	237	247	212	275	252	296	211	232	264	267	260	301	259					
Lap 12	201	256	244	272	229	271	227	287	233	217	278	249	299	222	297	213	288	290	255	237	212	236	247	296	275	252	211	232	267	260	301	264						
Lap 13	256	201	244	272	229	271	227	287	233	217	278	249	299	222	297	213	288	290	255	237	212	247	236	296	275	211	252	267	260	301								

Timekeeper *Albert Perez*

Race Director *[Signature]*



OK
Super Heat 2 (B) (SH2)
Analysis

For information purposes. No official / regulatory value

Laps	Sector 1	Sector 2	Sector 3	Lap Time	Spd	Laps	Sector 1	Sector 2	Sector 3	Lap Time	Spd	Laps	Sector 1	Sector 2	Sector 3	Lap Time	Spd
No.201 TURNEY Joe						12	19.745	25.571	15.921	1:01.237	120	10	19.993	25.593	16.367	1:01.953	121
1	20.043	26.222	16.119	1:02.384	120	13	19.559	25.730	15.898	1:01.187	120	11	19.621	25.596	15.958	1:01.175	121
2	19.798	25.662	15.941	1:01.401	120	No.213 KACZYNSKI Elliot						12	19.612	25.586	15.948	1:01.146	120
3	19.773	25.557	15.973	1:01.303	120	1	22.833	27.456	16.215	1:06.504	120	13	19.602	25.776	15.981	1:01.359	120
4	19.402	25.419	15.722	1:00.543	121	2	19.668	26.085	16.018	1:01.771	120	No.227 KAMYAB Roman					
5	19.397	25.453	15.812	1:00.662	120	3	19.982	25.870	17.653	1:03.505	113	1	20.816	26.418	16.228	1:03.462	119
6	19.281	25.362	15.788	1:00.431	120	4	19.866	25.603	15.904	1:01.373	121	2	19.687	25.790	15.995	1:01.472	120
7	19.309	25.435	15.860	1:00.604	120	5	19.672	25.882	15.852	1:01.406	121	3	19.655	26.415	16.147	1:02.217	119
8	19.325	25.496	15.841	1:00.662	120	6	19.523	25.500	15.850	1:00.873	121	4	19.633	25.779	15.871	1:01.283	120
9	19.372	25.494	15.823	1:00.689	120	7	19.450	25.545	15.856	1:00.851	122	5	19.521	25.653	15.923	1:01.097	119
10	19.319	25.504	15.830	1:00.653	120	8	20.011	25.561	15.843	1:01.415	121	6	19.436	25.492	15.855	1:00.783	120
11	19.412	25.492	15.774	1:00.678	120	9	19.509	25.687	15.987	1:01.183	121	7	19.420	25.910	15.875	1:01.205	120
12	19.356	25.476	15.825	1:00.657	120	10	19.489	25.547	15.884	1:00.920	121	8	19.471	25.583	15.920	1:00.974	120
13	19.373	25.558	16.164	1:01.095	111	11	19.539	25.537	15.853	1:00.929	121	9	19.489	25.636	15.829	1:00.954	120
No.211 GALAN Oskar						12	19.482	25.539	15.851	1:00.872	121	10	19.378	25.517	15.825	1:00.720	120
1	23.449	27.851	16.869	1:08.169	119	13	19.502	25.635	15.879	1:01.016	121	11	19.405	25.581	15.930	1:00.916	120
2	19.972	26.507	16.599	1:03.078	120	No.217 KOIVISTO Emeeli						12	19.641	25.884	16.150	1:01.675	119
3	19.725	26.170	16.133	1:02.028	121	1	22.094	25.949	16.392	1:04.435	119	13	19.827	25.993	15.877	1:01.697	120
4	21.127	26.494	15.907	1:03.528	120	2	19.880	25.866	16.526	1:02.272	121	No.229 GUSTAFSSON Viktor					
5	19.534	25.918	15.988	1:01.440	120	3	20.204	25.771	15.948	1:01.923	120	1	20.699	25.904	16.005	1:02.608	120
6	19.576	25.700	15.881	1:01.157	121	4	19.475	25.550	15.874	1:00.899	121	2	20.033	25.775	15.929	1:01.737	119
7	19.708	26.538	15.872	1:02.118	120	5	19.520	25.510	15.922	1:00.952	121	3	19.639	25.604	15.917	1:01.160	119
8	19.504	25.808	15.857	1:01.169	120	6	19.480	25.507	15.862	1:00.849	120	4	19.478	25.668	15.795	1:00.941	119
9	19.400	25.680	15.870	1:00.950	120	7	19.522	25.550	15.883	1:00.955	120	5	19.504	25.596	15.835	1:00.935	119
10	19.385	25.483	15.850	1:00.718	120	8	19.444	25.632	16.038	1:01.114	120	6	19.768	25.591	15.847	1:01.206	119
11	19.616	25.623	16.324	1:01.563	120	9	19.412	25.562	15.839	1:00.813	120	7	19.476	25.591	15.867	1:00.934	119
12	19.571	25.688	16.123	1:01.382	121	10	19.470	25.562	15.847	1:00.879	121	8	19.421	25.603	15.820	1:00.844	119
13	19.807	25.874	16.084	1:01.765	119	11	19.463	25.596	15.862	1:00.921	121	9	19.501	25.659	15.815	1:00.975	119
No.212 HAKKINEN Ella						12	19.456	25.597	15.889	1:00.942	121	10	19.439	25.612	15.888	1:00.939	119
1	23.643	27.773	16.644	1:08.060	119	13	19.746	26.141	16.171	1:02.058	120	11	19.421	25.671	15.838	1:00.930	119
2	20.170	26.284	16.113	1:02.567	120	No.222 RASMUSSEN Oliver Fodor						12	19.443	25.620	15.847	1:00.910	119
3	19.826	25.644	16.596	1:02.066	118	1	22.734	26.424	15.960	1:05.118	120	13	19.463	25.619	16.053	1:01.135	119
4	20.624	25.848	16.332	1:02.804	120	2	19.652	26.542	16.025	1:02.219	120	No.230 BOTTARO Davide					
5	19.635	25.607	15.946	1:01.188	120	3	19.883	26.143	15.945	1:01.971	120	1	22.176	26.340	16.172	1:04.688	120
6	19.806	25.548	15.911	1:01.265	120	4	19.532	25.557	15.810	1:00.899	120	2	19.808	26.266	16.011	1:02.085	120
7	19.474	25.549	15.930	1:00.953	120	5	19.466	25.565	15.828	1:00.859	120	3	20.519	26.133	16.131	1:02.783	119
8	19.897	25.671	16.239	1:01.807	121	6	19.438	25.480	15.821	1:00.739	120	4	19.578	25.701	15.862	1:01.141	120
9	19.542	25.750	15.913	1:01.205	120	7	19.577	25.497	15.899	1:00.973	120	5	19.591	25.719	15.880	1:01.190	121
10	19.510	25.663	15.941	1:01.114	120	8	19.492	25.584	15.895	1:00.971	121	6	19.980	25.751	16.316	1:02.047	119
11	19.531	25.891	15.891	1:01.313	120	9	19.662	25.617	15.890	1:01.169	121	7	19.468	25.670	15.845	1:00.983	120

 Timekeeper 

 Race Director 

OK
Super Heat 2 (B) (SH2)
Analysis

For information purposes. No official / regulatory value

Laps	Sector 1	Sector 2	Sector 3	Lap Time	Spd	Laps	Sector 1	Sector 2	Sector 3	Lap Time	Spd	Laps	Sector 1	Sector 2	Sector 3	Lap Time	Spd
8	19.458	25.691	15.875	1:01.024	119	No.236 KERDAL François Dario						12	19.371	25.415	15.781	1:00.567	121
No.232 ARNAUDO Fausto						1	23.150	27.557	16.416	1:07.123	118	No.247 BERNOLDI Bernardo					
1	22.582	27.189	16.164	1:05.935	118	2	19.854	25.955	15.995	1:01.804	118	1	23.226	27.942	16.468	1:07.636	120
2	19.587	25.710	16.422	1:01.719	119	3	19.612	26.735	15.991	1:02.338	117	2	19.886	26.110	15.935	1:01.931	121
3	19.578	26.302	19.085	1:04.965	111	4	19.827	25.635	15.942	1:01.404	119	3	19.580	26.751	16.516	1:02.847	119
4	22.472	27.117	16.137	1:05.726	120	5	19.714	25.924	16.044	1:01.682	118	4	19.806	25.548	15.885	1:01.239	121
5	19.687	25.780	15.919	1:01.386	120	6	19.598	25.579	16.330	1:01.507	119	5	19.513	25.560	16.202	1:01.275	121
6	19.644	25.636	15.923	1:01.203	120	7	19.590	26.475	16.216	1:02.281	118	6	19.513	25.641	16.215	1:01.369	121
7	19.529	25.821	15.903	1:01.253	120	8	19.723	25.605	15.956	1:01.284	119	7	19.448	26.162	16.741	1:02.351	120
8	19.512	25.893	16.092	1:01.497	121	9	19.560	25.621	15.944	1:01.125	119	8	20.005	25.977	16.016	1:01.998	121
9	19.618	25.670	15.936	1:01.224	120	10	19.519	25.652	15.967	1:01.138	120	9	19.384	25.698	15.816	1:00.898	121
10	19.529	25.570	15.904	1:01.003	121	11	19.583	26.059	16.049	1:01.691	118	10	19.383	25.560	15.897	1:00.840	122
11	19.698	25.761	16.105	1:01.564	120	12	20.882	25.724	15.986	1:02.592	118	11	19.448	26.013	15.999	1:01.460	121
12	19.587	25.713	16.049	1:01.349	119	13	19.545	25.563	17.103	1:02.211	119	12	21.145	25.671	15.797	1:02.613	122
No.233 KINNMARK Oliver						No.237 NOUGUEYREDE Clovis						No.249 AKSOY Alp					
1	22.040	25.912	16.330	1:04.282	120	1	23.367	27.778	16.701	1:07.846	119	1	21.192	26.417	16.294	1:03.903	120
2	19.955	25.963	16.409	1:02.327	121	2	20.147	26.335	16.367	1:02.849	120	2	20.004	25.946	15.985	1:01.935	120
3	20.178	25.538	15.879	1:01.595	120	3	19.891	25.914	15.933	1:01.738	119	3	19.617	25.936	15.961	1:01.514	121
4	19.522	25.648	15.834	1:01.004	121	4	20.641	25.805	16.058	1:02.504	119	4	19.785	25.789	15.836	1:01.410	121
5	19.503	25.655	15.833	1:00.991	121	5	19.512	25.676	15.922	1:01.110	118	5	19.603	25.600	15.903	1:01.106	121
6	19.565	25.496	15.819	1:00.880	121	6	19.434	25.607	15.873	1:00.914	119	6	19.478	25.587	15.865	1:00.930	120
7	19.510	25.556	15.853	1:00.919	121	7	19.398	25.761	16.196	1:01.355	119	7	19.444	25.539	15.906	1:00.889	120
8	19.626	25.591	15.990	1:01.207	120	8	19.706	25.651	15.886	1:01.243	120	8	19.878	25.582	16.693	1:02.153	120
9	19.450	25.570	15.789	1:00.809	120	9	19.449	25.609	15.835	1:00.893	120	9	19.578	25.647	15.890	1:01.115	120
10	19.477	25.543	15.804	1:00.824	120	10	19.541	25.725	15.901	1:01.167	120	10	19.458	25.590	15.844	1:00.892	120
11	19.553	25.472	15.848	1:00.873	120	11	19.564	26.044	16.035	1:01.643	120	11	19.502	25.948	15.929	1:01.379	121
12	19.548	25.608	15.892	1:01.048	120	12	19.507	25.665	15.868	1:01.040	119	12	19.514	25.643	15.946	1:01.103	120
13	19.825	26.086	16.041	1:01.952	121	13	19.492	25.911	16.272	1:01.675	118	13	19.600	25.714	15.951	1:01.265	121
No.234 GREEN Zac						No.244 FRANCIS Lewis						No.252 MATSUI Sara					
1	22.513	26.671	16.074	1:05.258	119	1	21.066	26.477	16.238	1:03.781	121	1	23.707	27.752	17.530	1:08.989	116
2	19.658	26.241	16.490	1:02.389	119	2	19.807	25.739	15.845	1:01.391	121	2	19.924	26.146	16.733	1:02.803	117
3	19.690	26.237	16.335	1:02.262	119	3	19.392	26.136	15.755	1:01.283	119	3	19.719	26.204	16.153	1:02.076	119
4	19.826	26.176	16.053	1:02.055	119	4	19.337	25.385	15.705	1:00.427	120	4	20.832	25.876	15.902	1:02.610	118
5	19.475	25.583	15.895	1:00.953	119	5	19.459	25.264	15.722	1:00.445	121	5	19.501	25.724	16.046	1:01.271	113
6	19.409	25.531	15.986	1:00.926	121	6	19.536	25.301	15.680	1:00.517	120	6	19.844	25.746	16.006	1:01.596	118
7	19.650	25.595	15.859	1:01.104	121	7	19.269	25.371	15.732	1:00.372	120	7	19.469	25.655	15.901	1:01.025	118
8	19.556	25.627	15.845	1:01.028	121	8	19.308	25.339	15.798	1:00.445	121	8	19.510	25.630	15.937	1:01.077	119
9	19.460	25.486	15.915	1:00.861	120	9	19.406	25.505	15.776	1:00.687	120	9	19.544	25.724	15.996	1:01.264	119
10	19.500	25.597	17.836	1:02.933	93	10	19.295	25.437	15.817	1:00.549	120						
						11	19.345	25.442	15.804	1:00.591	121						

 Timekeeper 

 Race Director 


OK
Super Heat 2 (B) (SH2)
Analysis

For information purposes. No official / regulatory value

Laps	Sector 1	Sector 2	Sector 3	Lap Time	Spd	Laps	Sector 1	Sector 2	Sector 3	Lap Time	Spd	Laps	Sector 1	Sector 2	Sector 3	Lap Time	Spd
No.255 ZHAO Zijun																	
10	19.624	25.663	15.934	1:01.221	120	8	19.446	25.642	16.000	1:01.088	120	No.267 TORT MAS Lluís					
11	19.756	25.707	16.032	1:01.495	118	9	19.508	25.671	16.112	1:01.291	119	1	23.637	28.102	16.941	1:08.680	117
12	19.551	26.116	16.609	1:02.276	118	10	19.450	25.801	16.029	1:01.280	119	2	19.906	26.135	16.514	1:02.555	118
13	19.701	25.855	16.272	1:01.828	116	11	19.594	25.809	16.182	1:01.585	119	3	19.685	26.306	16.124	1:02.115	119
No.260 CEGIELSKI Franciszek																	
1	23.259	27.366	16.773	1:07.398	119	1	23.590	27.837	16.563	1:07.990	119	4	20.980	26.931	16.165	1:04.076	118
2	19.796	25.751	15.948	1:01.495	120	2	20.095	26.961	16.393	1:03.449	120	5	19.669	25.843	16.011	1:01.523	119
3	19.818	25.751	16.353	1:01.922	119	3	19.802	26.314	16.055	1:02.171	120	6	19.930	25.833	15.971	1:01.734	118
4	19.554	25.580	16.216	1:01.350	121	4	21.384	26.169	15.983	1:03.536	120	7	19.601	25.819	16.033	1:01.453	119
5	20.227	26.124	15.998	1:02.349	121	5	19.684	25.971	16.006	1:01.661	119	8	19.582	25.835	15.993	1:01.410	119
6	19.572	25.573	15.929	1:01.074	120	6	19.529	25.682	15.956	1:01.167	120	9	19.549	25.804	15.963	1:01.316	119
7	19.526	25.725	15.944	1:01.195	120	7	19.646	27.398	16.070	1:03.114	119	10	19.647	25.762	15.987	1:01.396	119
8	19.606	25.654	15.916	1:01.176	121	8	19.652	26.094	16.041	1:01.787	120	11	19.671	25.859	16.028	1:01.558	118
9	19.635	25.778	16.325	1:01.738	120	9	19.495	25.744	15.961	1:01.200	120	12	19.793	25.880	16.014	1:01.687	118
10	19.601	25.712	16.488	1:01.801	121	10	19.559	25.680	16.000	1:01.239	120	13	19.600	25.919	16.425	1:01.944	116
11	19.682	26.044	16.066	1:01.792	121	11	19.616	25.632	15.996	1:01.244	120	No.271 BURNETT Jensen					
12	19.547	25.796	16.001	1:01.344	120	12	19.791	25.814	16.022	1:01.627	119	1	21.661	25.993	16.322	1:03.976	121
13	19.586	26.067	16.308	1:01.961	118	13	19.627	25.857	16.258	1:01.742	119	2	20.060	25.998	16.231	1:02.289	121
No.256 VAN LANGENDONCK Dries																	
1	20.434	25.806	16.233	1:02.473	120	1	22.205	26.179	16.149	1:04.533	121	3	19.454	25.529	15.873	1:00.856	121
2	20.016	25.525	15.935	1:01.476	120	2	19.916	27.034	16.293	1:03.243	120	4	19.706	25.909	15.791	1:01.406	122
3	19.686	25.513	15.930	1:01.129	120	3	19.726	26.218	16.106	1:02.050	121	5	19.387	25.559	15.886	1:00.832	122
4	19.468	25.449	15.852	1:00.769	119	4	19.836	26.550	16.275	1:02.661	121	6	19.515	25.446	15.816	1:00.777	122
5	19.418	25.361	15.794	1:00.573	120	5	19.589	25.652	15.876	1:01.117	122	7	19.514	25.590	15.780	1:00.884	121
6	19.390	25.334	15.880	1:00.604	120	6	19.823	25.677	15.826	1:01.326	121	8	19.332	25.400	15.777	1:00.509	121
7	19.417	25.563	15.888	1:00.868	119	7	19.611	25.693	16.002	1:01.306	121	9	19.356	25.415	15.776	1:00.547	121
8	19.303	25.445	15.760	1:00.508	120	8	20.045	25.814	15.958	1:01.817	122	10	19.314	25.507	15.767	1:00.588	122
9	19.413	25.315	15.838	1:00.566	119	9	19.626	25.807	15.846	1:01.279	122	11	19.341	25.453	15.759	1:00.553	121
10	19.315	25.415	15.820	1:00.550	120	10	19.585	25.562	15.981	1:01.128	120	12	19.456	25.478	15.892	1:00.826	121
11	19.403	25.389	15.811	1:00.603	119	11	21.158	28.642	18.238	1:08.038	116	13	19.488	25.526	15.915	1:00.929	120
12	19.466	25.433	15.843	1:00.742	120	12	22.542	28.270	18.003	1:08.815	112	No.272 SALA Filippo					
13	19.411	25.398	15.882	1:00.691	119	No.266 GONZALEZ Eloi						1	20.155	25.905	16.187	1:02.247	118
No.259 STADTLER Oliver																	
1	23.852	27.922	16.785	1:08.559	119	1	21.266	26.003	16.181	1:03.450	121	2	20.150	25.499	15.937	1:01.586	120
2	20.154	26.245	16.157	1:02.556	119	2	20.145	26.332	16.590	1:03.067	119	3	19.540	25.438	16.010	1:00.988	119
3	20.122	26.097	16.056	1:02.275	120	3	20.343	25.696	16.299	1:02.338	119	4	19.303	25.470	15.841	1:00.614	119
4	20.722	25.956	16.128	1:02.806	121	4	19.547	25.745	15.933	1:01.225	120	5	19.329	25.458	16.162	1:00.949	120
5				3:08.406		5	19.549	25.911	16.431	1:01.891	120	6	19.348	25.327	15.826	1:00.501	120
6	3:45.210	26.030	16.075	1:18.909	120	6	19.578	26.172	16.670	1:02.420	119	7	19.378	25.726	16.138	1:01.242	120
7	19.458	25.666	16.049	1:01.173	120	7	19.631	25.798	16.405	1:01.834	121	8	19.375	25.392	15.860	1:00.627	121
						8	26.520	32.152	19.780	1:18.452	104	9	19.409	25.792	15.866	1:01.067	120
												10	19.375	25.527	15.794	1:00.696	121
												11	19.414	25.581	15.815	1:00.810	120

 Timekeeper 

 Race Director 


OK
Super Heat 2 (B) (SH2)
Analysis

For information purposes. No official / regulatory value

Laps	Sector 1	Sector 2	Sector 3	Lap Time	Spd	Laps	Sector 1	Sector 2	Sector 3	Lap Time	Spd	Laps	Sector 1	Sector 2	Sector 3	Lap Time	Spd
No.275 MARTI Hugo						No.288 BATTIG Chiara						No.297 NILSSON Leo					
12	19.395	25.624	15.850	1:00.869	120	10	19.454	25.464	15.812	1:00.730	122	8	19.664	25.760	15.974	1:01.398	122
13	19.386	25.714	15.805	1:00.905	120	11	19.502	25.459	15.839	1:00.800	123	9	19.618	25.675	15.940	1:01.233	122
1	22.123	27.067	16.285	1:05.475	119	12	19.686	25.827	16.156	1:01.669	122	10	19.658	25.724	15.969	1:01.351	121
2	19.779	26.111	16.716	1:02.606	118	13	19.868	26.101	16.068	1:02.037	121	11	19.693	26.022	16.065	1:01.780	121
3	20.220	25.970	18.397	1:04.587	110	1	23.087	27.316	16.693	1:07.096	119	12	19.629	25.998	16.156	1:01.783	120
4	20.813	26.037	16.063	1:02.913	118	2	19.564	25.859	16.037	1:01.460	121	13	19.757	25.631	15.973	1:01.361	121
5	19.586	25.739	16.163	1:01.488	120	3	20.385	25.948	16.158	1:02.491	121	No.299 NETO Maria					
6	20.045	25.820	16.079	1:01.944	119	4	19.834	25.763	16.001	1:01.598	120	1	22.864	27.354	16.405	1:06.623	120
7	19.614	25.672	15.977	1:01.263	119	5	20.089	26.260	16.066	1:02.415	121	2	19.926	25.883	16.055	1:01.864	120
8	19.645	25.773	15.937	1:01.355	120	6	19.550	25.628	15.996	1:01.174	120	3	20.534	25.831	16.252	1:02.617	120
9	19.626	25.701	16.006	1:01.333	119	7	19.391	25.596	15.929	1:00.916	121	4	19.787	25.647	15.938	1:01.372	121
10	19.625	25.659	15.974	1:01.258	119	8	19.612	25.574	16.175	1:01.361	121	5	19.694	25.468	15.845	1:01.007	122
11	19.658	25.779	15.980	1:01.417	119	9	19.561	25.601	16.010	1:01.172	120	6	19.492	25.457	15.812	1:00.761	121
12	19.690	26.671	16.164	1:02.525	120	10	19.432	25.642	15.951	1:01.025	121	7	19.597	25.836	15.999	1:01.432	120
13	19.776	25.873	16.188	1:01.837	118	11	19.971	26.130	15.968	1:02.069	120	8	19.438	25.494	15.780	1:00.712	122
No.278 KLEMETSEN Vegard						12	19.426	25.654	15.851	1:00.931	120	9	19.560	25.685	15.833	1:01.078	121
1	22.794	27.301	16.452	1:06.547	119	13	19.546	25.654	16.197	1:01.397	120	10	19.461	25.562	16.422	1:01.445	118
2	19.544	25.675	16.105	1:01.324	120	No.290 CHARTIER Alexander						11	19.442	25.564	15.791	1:00.797	121
3	19.750	26.042	16.204	1:01.996	119	1	23.582	27.848	16.407	1:07.837	120	12	19.538	25.598	15.898	1:01.034	120
4	19.414	26.165	15.841	1:01.420	119	2	19.828	26.682	16.215	1:02.725	120	13	19.518	25.689	15.898	1:01.105	120
5	19.315	25.432	15.809	1:00.556	120	3	19.569	26.009	16.797	1:02.375	119	No.299 NETO Maria					
6	19.456	25.764	16.087	1:01.307	118	4	20.306	25.639	15.891	1:01.836	120	1	22.320	26.409	16.151	1:04.880	118
7	19.286	25.456	15.838	1:00.580	119	5	19.520	25.583	15.897	1:01.000	121	2	19.742	26.417	16.078	1:02.237	118
8	19.351	25.437	15.833	1:00.621	120	6	19.462	25.593	15.945	1:01.000	121	3	19.990	25.979	16.019	1:01.988	118
9	19.296	25.371	15.771	1:00.438	120	7	19.524	26.022	16.134	1:01.680	120	4	19.460	25.985	15.934	1:01.379	119
10	19.446	25.474	15.771	1:00.691	120	8	19.501	25.579	15.828	1:00.908	120	5	19.486	25.590	16.084	1:01.160	119
11	19.401	25.523	15.839	1:00.763	120	9	19.425	25.597	15.841	1:00.863	121	6	19.420	25.543	15.881	1:00.844	118
12	19.288	25.507	15.802	1:00.597	120	10	19.493	25.598	16.181	1:01.272	120	7	19.406	25.618	15.915	1:00.939	119
13	19.525	26.066	16.141	1:01.732	118	11	19.503	26.194	16.010	1:01.707	121	8	19.368	25.546	15.900	1:00.814	118
No.287 SMITH Joseph						12	19.463	25.667	15.871	1:01.001	121	9	19.514	25.862	15.908	1:01.284	119
1	20.987	26.365	16.208	1:03.560	121	13	19.481	25.659	15.977	1:01.117	120	10	19.469	25.679	16.008	1:01.156	118
2	19.747	26.294	16.043	1:02.084	120	No.296 GARST Marco						11	19.495	25.686	15.921	1:01.102	118
3	19.540	25.820	16.170	1:01.530	121	1	23.323	27.042	16.804	1:07.169	120	12	19.467	25.678	15.958	1:01.103	118
4	19.712	26.258	15.897	1:01.867	122	2	20.747	26.232	16.198	1:03.177	122	13	19.549	25.640	15.962	1:01.151	119
5	19.658	25.644	15.830	1:01.132	122	3	19.853	25.911	16.503	1:02.267	120	No.301 GIRARDET Alois					
6	19.527	25.532	15.831	1:00.890	122	4	21.411	25.927	15.983	1:03.321	122	1	23.207	27.772	16.613	1:07.592	118
7	19.537	25.459	15.856	1:00.852	121	5	19.864	25.619	16.200	1:01.683	121	2	20.159	26.385	16.162	1:02.706	118
8	19.646	25.457	15.759	1:00.862	121	6	19.599	25.614	15.965	1:01.178	122	3	20.341	26.217	16.082	1:02.640	118
9	19.500	25.503	15.796	1:00.799	122	7	19.624	25.731	15.972	1:01.327	121	4	20.647	25.819	16.149	1:02.615	118
												5	19.654	25.767	16.716	1:02.137	115

 Timekeeper 

 Race Director 

OK

Super Heat 2 (B) (SH2)

For information purposes. No official / regulatory value

Analysis

Laps	Sector 1	Sector 2	Sector 3	Lap Time	Spd
6	19.711	26.143	15.998	1:01.852	118
7	19.652	27.684	16.415	1:03.751	118
8	19.731	26.356	16.012	1:02.099	118
9	19.543	25.795	16.094	1:01.432	118
10	19.546	25.905	16.107	1:01.558	118
11	19.659	26.009	16.076	1:01.744	118
12	19.697	25.981	16.156	1:01.834	118
13	19.599	26.033	16.177	1:01.809	118

Timekeeper *Albert Perez*

Race Director *[Signature]*



OK

Super Heat 2 (B) (SH2)

Document 63

Starting Grid

Subject to scrutineering & sporting investigations

35 th	267 TORT MAS Lluís KR	ESP	18	211 GALAN Oskar KR / IAME	POL	36 th
33 th	252 MATSUI Sara KR / IAME	JPN	17	237 NOUGUEYREDE Clovis CRG / IAME	FRA	34 th
31 th	212 HAKKINEN Ella KR / IAME	MON	16	301 GIRARDET Alois CRG / IAME	FRA	32 th
29 th	260 CEGIELSKI Franciszek KR / TM	POL	15	236 KERDAL François Dario KR / IAME	SUI	30 th
27 th	296 GARST Marco KR / IAME	DEN	14	247 BERNOLDI Bernardo KR	ITA	28 th
25 th	278 KLEMETSEN Vegard KR / IAME	NOR	13	259 STADTLER Oliver KR / IAME	GER	26 th
23 th	288 BATTIG Chiara KR / IAME	SUI	12	232 ARNAUDO Fausto KR / IAME	ARG	24 th
21 th	234 GREEN Zac KR / IAME	GBR	11	255 ZHAO Zijun KR / IAME	CHN	22 th
19 th	275 MARTI Hugo PAROLIN / TM	ESP	10	290 CHARTIER Alexander KR / IAME	CAN	20 th
17 th	213 KACZYNSKI Elliot TONY KART / TM	SWE	9	297 NILSSON Leo KR / IAME	SWE	18 th
15 th	299 NETO Maria CRG / IAME	POR	8	230 BOTTARO Davide CRG / IAME	ITA	16 th
13 th	264 IVANNIKOV Vladimir BIREL ART / TM KART	ITA	7	222 RASMUSSEN Oliver Fodor TONY KART / VORTEX	DEN	14 th
11 th	233 KINNMARK Oliver KR / IAME	SWE	6	217 KOIVISTO Emeeli HENZA / IAME	FIN	12 th
9 th	249 AKSOY Alp KR / IAME	TUR	5	266 GONZALEZ Eloi BIREL ART / TM KART	ESP	10 th
7 th	287 SMITH Joseph KR / IAME	GBR	4	271 BURNETT Jensen EXPRIT / TM	CAN	8 th
5 th	256 VAN LANGENDONCK Dries KR / IAME	BEL	3	244 FRANCIS Lewis KR / IAME	AUS	6 th
3 rd	272 SALA Filippo EXPRIT / TM	ITA	2	227 KAMYAB Roman LN / TM	GBR	4 th
1 st	201 TURNEY Joe KR / IAME	GBR	1	229 GUSTAFSSON Viktor CRG / TM	SWE	2 nd

POLE POSITION



Start : 29/03 - 10:50 13 Laps = 20.644 km

Timekeeper *Albert Perez*

Race Director *[Signature]*

Champions of the Future 2025 Euro Series: R1 - Campillos (ESP) 26-29/03/2025

Page 1 / 1

www.championskarting.com / RGMCC

Apex Timing GoRacing **APEX**

OK

Super Heat 1 (A) (SH1)

Document 66.1

Results

Subject to scrutineering & sporting investigations

Rnk	No.	Competitor	E. Nat	Driver	D. Nat	Equipment	Laps	Gap	Interv.	Best lap	Spd	Penalty	Points
1	277	PAROLIN MOTORSPORT	ITA	COSTOYA Christian	ESP	PAROLIN / TM	13			1:00.316	120.0		90
2	246	PREMA RACING SRL	ITA	CRAIGIE Kenzo	GBR	KR / IAME	13	1.876	1.876	1:00.574	120.1		80
3	240	KR MOTORSPORT	ITA	KELLEHER Daniel	ITA	KR / IAME	13	2.571	0.695	1:00.481	120.6		72
4	242	KR MOTORSPORT	ITA	MARTINESE Iacopo	ITA	KR / IAME	13	3.465	0.894	1:00.563	119.9		66
5	248	PREMA RACING SRL	ITA	ANAGOSTIADIS James	AUS	KR / IAME	13	4.727	1.262	1:00.657	120.6		60
6	223	TONY KART RACING TEAM	ITA	PRADIER Thomas Cyrille	FRA	TONY KART / VORTEX	13	7.196	2.469	1:00.521	119.2		54
7	214	WARD RACING	SWE	PAVAN Sebastiano	ITA	TONY KART / TM	13	7.812	0.616	1:00.683	121.6		50
8	273	FORZA RACING	GBR	WHERRELL Lewis	GBR	EXPRIT / TM	13	8.974	1.162	1:00.794	119.6		46
9	289	VICTORYLANE KARTING	FRA	COCHET Louis	FRA	KR / IAME	13	9.986	1.012	1:00.542	120.5		42
10	231	DPK RACING	ESP	MARSH Scott	GBR	KR / IAME	13	13.308	3.322	1:00.852	122.6		38
11	291	PAROLIN MOTORSPORT	ITA	DERUNOV Efim	KGZ	PAROLIN / TM	13	13.689	0.381	1:00.812	120.5		34
12	279	VDK RACING	BEL	CORBI Matt	SUI	KR / IAME	13	14.081	0.392	1:00.913	119.4		32
13	262	KRZ MOTORSPORT	POL	LYZEN Borys	POL	KR / TM	13	14.502	0.421	1:00.865	121.7		30
14	251	KR MOTORSPORT	ITA	MICALLEF Jacob	MLT	KR / IAME	13	17.018	2.516	1:00.426	120.6		28
15	245	PREMA RACING SRL	ITA	FLUXA CROSS Luna	ESP	KR / IAME	13	18.454	1.436	1:01.027	120.4		26
16	241	KR MOTORSPORT	ITA	KOLOVOS Stylianos Taxiarchis	GBR	KR / IAME	13	19.007	0.553	1:00.998	120.3		24
17	239	FUSION MOTORSPORT	GBR	SAVELEV Makar	KGZ	KR / IAME	13	19.121	0.114	1:00.965	121.2		22
18	280	VDK RACING	BEL	STILLER Peter	ITA	KR / IAME	13	19.729	0.608	1:01.081	119.9		20
19	226	RICKY FLYNN MOTORSPORT	GBR	KORNDER Luke	GER	LN / TM	13	20.915	1.186	1:01.378	121.0		18
20	306	ENERGY CORSE SRL	ITA	ANDRIOTIS Paul	SUI	ENERGY CORSE / TM	13	21.654	0.739	1:01.104	121.7		17
21	261	KRZ MOTORSPORT	POL	RAFALIK Maksymilian	POL	KR / TM	13	21.869	0.215	1:01.059	119.5		16
22	309	FORZA RACING	GBR	KARA OSMAN Amin	GER	EXPRIT / TM	13	23.859	1.990	1:01.283	120.8		15
23	305	PAROLIN MOTORSPORT	ITA	FIRHAND Qarrar	INA	PAROLIN / TM	13	27.701	3.842	1:00.878	119.5	+5.000	14
24	228	CRG RACING TEAM	ITA	MINNS Sebastian	GBR	CRG / IAME	13	28.494	0.793	1:01.396	120.0	+5.000	13
25	298	TONY KART RACING TEAM	ITA	ROCCHIO Gino	ITA	TONY KART / VORTEX	13	30.480	1.986	1:01.102	121.9	+10.000	12
26	253	ROLI MOTORSPORT	EST	KUKLANE Roland	EST	KR / TM	13	42.901	12.421	1:00.925	122.1		11
27	274	KBK COMPETITION	FRA	ROUSSEL Romeo	FRA	KR / IAME	8	5 Laps	5 Laps	1:01.388	120.1	+5.000	10
28	206	TONY KART RACING TEAM	ITA	PESL Jindrich	CZE	TONY KART / VORTEX	6	7 Laps	2 Laps	1:01.142	120.5		9
29	263	VAR BY BIREL	ITA	WOLFE Noah	GBR	BIREL ART / TM KART	4	9 Laps	2 Laps	1:01.033	120.2		8
30	250	KR MOTORSPORT	ITA	KOWALCZYK Klara	POL	KR / IAME	4	9 Laps	50.287	1:10.749	109.8		7
31	281	VDK RACING	BEL	SILKUNAS Markas	LIT	KR / IAME	3	10 Laps	1 Lap	1:02.419	118.9		6
32	219	MP KARTRACING	MED	BRALIC Jason	MED	HENZA / IAME	3	10 Laps	5.464	1:01.387	120.0	+5.000	5
33	202	VDK RACING	BEL	RAMAEKERS Thibaut	BEL	KR / IAME	1	12 Laps	2 Laps	1:09.104	97.2		4
34	302	CL RACING TEAM	ITA	SHARP Aston	GBR	BIREL ART / TM	0	13 Laps	1 Lap			+5.000	3
35	205	FUSION MOTORSPORT	GBR	DRUMMOND Zac	GBR	KR / IAME	0	13 Laps					2

No.305 FIRHAND Qarrar : 5 sec time penalty for incorrectly installed Front Fairing or incorrect position of front fairing. According to Stewards' Decision No.108-305.

No.228 MINNS Sebastian : 5 sec time penalty in the above mentioned session - Warning Flag (art. 26.1 Sporting Regulations). According to Stewards' Decision No.104.

No.298 ROCCHIO Gino : 5 sec time penalty in the above mentioned session - Warning Flag after the session (art. 26.1 Sporting Regulations). According to Stewards' Decision No.107.

No.298 ROCCHIO Gino : 5 sec time penalty for incorrectly installed Front Fairing or incorrect position of front fairing. According to Stewards' Decision No.108-298.

No.274 ROUSSEL Romeo : 5 sec time penalty in the above mentioned session - Warning Flag (art. 26.1 Sporting Regulations). According to Stewards' Decision No.106.

No.219 BRALIC Jason : 5 sec time penalty for incorrectly installed Front Fairing or incorrect position of front fairing. According to Stewards' Decision No.108-219.

Leaders : No.277 COSTOYA Christian (1-13)

Start Time : 29/03 - 10:27:56

Best lap : No.277 COSTOYA Christian 1:00.316 94.78 kph

Weather : Sunny Air : 18°C Track : Dry

Event Record : No.277 COSTOYA Christian 59.897 95.44 kph

No.228 02:57 Lap 2

No.254 INVEST 07:02 Lap 4

No.274 10:26 Lap 8

Steward #1

Steward #2

Steward #3

OK

Super Heat 1 (A) (SH1)

Document 66.1

Results

Subject to scrutineering & sporting investigations

Rnk	No.	Competitor	E. Nat	Driver	D. Nat	Equipment	Laps	Gap	Interv.	Best lap	Spd	Penalty	Points
No.302 SHARP Aston : 5 sec time penalty for incorrectly installed Front Fairing or incorrect position of front fairing. According to Stewards' Decision No.108-302.													
Not Classified													
	254	KR MOTORSPORT	ITA	PEDERSEN Dean	USA	KR / IAME			DSQ	1:01.939	119.9	+5.000	-3

No.254 PEDERSEN Dean : 5 sec time penalty for incorrectly installed Front Fairing or incorrect position of front fairing. According to Stewards' Decision No.108-254.

No.254 PEDERSEN Dean : Disqualification for bad manoeuvre (art. 2.24 CIK General Prescriptions). According to Stewards' Decision No.112.

Leaders : No.277 COSTOYA Christian (1-13)

Start Time : 29/03 - 10:27:56

Best lap : No.277 COSTOYA Christian 1:00.316 94.78 kph

Weather : Sunny Air : 18°C Track : Dry

Event Record : No.277 COSTOYA Christian 59.897 95.44 kph

No.228 02:57 Lap 2

No.254 INVEST 07:02 Lap 4

No.274 10:26 Lap 8

Steward #1

Steward #2

Steward #3



DOCUMENT N° 112

DÉCISION DES COMMISSAIRES SPORTIFS
STEWARDS' DECISION

PÉNALITÉ INFLIGÉE AU CONCURRENT (NOM) : KR MOTORSPORT
PENALTY INFLICTED UPON THE ENTRANT (NAME):

NATIONALITÉ / NATIONALITY: ITA

N°: 254 PILOTE : PEDERSEN Dean
No.: DRIVER :

Concerne la partie de l'Épreuve : OK - Super Heat 1 (A)
Concerns the part of the event:

ÉNONCÉ / STATEMENT:

Disqualification from the above-mentioned Session.

MOTIF / REASON:

The Stewards having received a report from the Judge of Facts (Doc n° 89) requested by the Race Director, having examined this report, summoned the Driver and Entrant concerned (Summon Doc n° 105 at 10:41), the competitor and driver did not come to the Stewards at 11:23, have considered the following matter, determine the following: _The above-mentioned Driver caused an collision – an incident as defined in Art. 2.24 of the 2025 CIK-FIA General Prescriptions. In the session concerned by lap 4 at MP 8 made contact with kart (kart n° 281) and following of this manoeuvre kart no 281 and kart n° 219 had to retire. _This fact is a violation against the Art. 3.6.2 e of the 2025 FIA Code of Driving Conduct. _The Stewards impose this penalty according to Art.2.24 of the 2025 CIK-FIA General Prescriptions and Art.12.4 of the 2025 FIA International Sporting Code. _The Competitor is reminded of his right to appeal in accordance with Art. 15 of the 2025 FIA International Sporting Code, within the applicable time limits.

Décision annoncée
Decision announced

Date / Date: 29/03/2025

Heure / Time: 11:24

Nom / Name

Signature

Président du Collège / Chairman of the Panel:

Kris LAMBRECHT (BEL)

Membres du Collège / Members of the Panel:

Pere SAURA (ESP)

Jose M. MONTES (ESP)

NOTIFICATION AU CONCURRENT CONCERNÉ / NOTIFICATION TO THE RELEVANT ENTRANT

Je soussigné :

I undersigned: Nom personnel / personal name

Représentant du Concurrent : KR MOTORSPORT

Representing the Entrant: Nom du Concurrent / Entrant's name

Certifie avoir reçu notification du document N° 112 des Commissaires Sportifs de l'Épreuve.
Certify that I have been notified of document No. by the Stewards of the Meeting.

Date :

Heure / Time:

Signature :

DOCUMENT N° 107

**DÉCISION DES COMMISSAIRES SPORTIFS
STEWARDS' DECISION**PÉNALITÉ INFLIGÉE AU CONCURRENT (NOM) : **TONY KART RACING TEAM**
PENALTY INFLICTED UPON THE ENTRANT (NAME):NATIONALITÉ / NATIONALITY: **ITA**N°: **298**
No.:PILOTE : **ROCCHIO Gino**
DRIVER:Concerne la partie de l'Épreuve : **OK - Super Heat 1 (A)**
Concerns the part of the event:ÉNONCÉ / STATEMENT:**5 sec time penalty in the above mentioned session - Warning Flag after the session**MOTIF / REASON:

The Driver no. 298 caused a contact with kart no. 226 near MP 3 in lap 13. The driver concerned forced kart no 226 to loose his position (reported by Judge of Facts after video control, requested by Race Director, Doc n° 91). Having considered the report concerned and relevant video sequence the Stewards judged this incident as a violation against the article 26.1 of the Championship Sporting Regulations and art. 3.2.6.e of the 2025 Karting Code of Driving Conduct. The Competitor is reminded that, in accordance with art. 12.3.4 of the 2025 FIA International Sporting Code and art. 26.2 of the Championship Sporting Regulations the above penalty is not susceptible to appeal.

Décision annoncée
Decision announcedDate / Date: **29/03/2025**Heure / Time: **10:46**

Nom / Name

Signature

Président du Collège / Chairman of the Panel:

Kris LAMBRECHT (BEL)

Membres du Collège / Members of the Panel:

Pere SAURA (ESP)**Jose M. MONTES (ESP)****NOTIFICATION AU CONCURRENT CONCERNÉ / NOTIFICATION TO THE RELEVANT ENTRANT**

Je soussigné :

I undersigned: Nom personnel / personal nameReprésentant du Concurrent : **TONY KART RACING TEAM***Representing the Entrant:* Nom du Concurrent / Entrant's nameCertifie avoir reçu notification du document N° **107** des Commissaires Sportifs de l'Épreuve.
Certify that I have been notified of document No. **107** *by the Stewards of the Meeting.*

Date :

Heure / Time:

Signature :

DOCUMENT N° 106
**DÉCISION DES COMMISSAIRES SPORTIFS
STEWARDS' DECISION**

 PÉNALITÉ INFLIGÉE AU CONCURRENT (NOM) : **KBK COMPETITION**
 PENALTY INFLICTED UPON THE ENTRANT (NAME):

 NATIONALITÉ / NATIONALITY: **FRA**

 N°: **274**
 No.:

 PILOTE : **ROUSSEL Romeo**
 DRIVER:

 Concerne la partie de l'Épreuve : **OK - Super Heat 1 (A)**
 Concerns the part of the event:

ÉNONCÉ / STATEMENT:
5 sec time penalty in the above mentioned session - Warning Flag
MOTIF / REASON:

The Driver no. 274 caused a contact with kart no. 251 near MP 6 in lap 4. The driver concerned forced kart no 251 to loose his position (reported by Judge of Facts after video control, requested by Race Director, Doc n° 90). Having considered the report concerned and relevant video sequence the Stewards judged this incident as a violation against the article 26.1 of the Championship Sporting Regulations and art. 3.2.6.e of the 2025 Karting Code of Driving Conduct. The Competitor is reminded that, in accordance with art. 12.3.4 of the 2025 FIA International Sporting Code and art. 26.2 of the Championship Sporting Regulations the above penalty is not susceptible to appeal.

**Décision annoncée
Decision announced**

 Date / Date: **29/03/2025**

 Heure / Time: **10:45**

Nom / Name

Signature

Président du Collège / Chairman of the Panel:

Kris LAMBRECHT (BEL)


Membres du Collège / Members of the Panel:

Pere SAURA (ESP)

Jose M. MONTES (ESP)

NOTIFICATION AU CONCURRENT CONCERNÉ / NOTIFICATION TO THE RELEVANT ENTRANT

Je soussigné :

I undersigned: Nom personnel / personal name

 Représentant du Concurrent : **KBK COMPETITION**
Representing the Entrant: Nom du Concurrent / Entrant's name

 Certifie avoir reçu notification du document N° **106**
 Certify that I have been notified of document No.

 des Commissaires Sportifs de l'Épreuve.
 by the Stewards of the Meeting.

Date :

Heure / Time:

Signature :

DOCUMENT N° 104
**DÉCISION DES COMMISSAIRES SPORTIFS
STEWARDS' DECISION**

 PÉNALITÉ INFLIGÉE AU CONCURRENT (NOM) : **CRG RACING TEAM**
 PENALTY INFLICTED UPON THE ENTRANT (NAME):

 NATIONALITÉ / NATIONALITY: **ITA**

 N°: **228**
 No.:

 PILOTE : **MINNS Sebastian**
 DRIVER :

 Concerne la partie de l'Épreuve : **OK - Super Heat 1 (A)**
 Concerns the part of the event:

ÉNONCÉ / STATEMENT:
5 sec time penalty in the above mentioned session - Warning Flag
MOTIF / REASON:

The Driver no. 228 caused a contact with kart no. 245 near MP 10 in lap 1. The driver concerned forced kart no 245 to loose his position (reported by Judge of Facts after video control, requested by Race Director, Doc n° 88). Having considered the report concerned and relevant video sequence the Stewards judged this incident as a violation against the article 26.1 of the Championship Sporting Regulations and art. 3.2.6.e of the 2025 Karting Code of Driving Conduct. The Competitor is reminded that, in accordance with art. 12.3.4 of the 2025 FIA International Sporting Code and art. 26.2 of the Championship Sporting Regulations the above penalty is not susceptible to appeal.

**Décision annoncée
Decision announced**

 Date / Date: **29/03/2025**

 Heure / Time: **10:39**

Nom / Name

Signature

Président du Collège / Chairman of the Panel:

Kris LAMBRECHT (BEL)


Membres du Collège / Members of the Panel:

Pere SAURA (ESP)

Jose M. MONTES (ESP)

NOTIFICATION AU CONCURRENT CONCERNÉ / NOTIFICATION TO THE RELEVANT ENTRANT

Je soussigné :

I undersigned: Nom personnel / personal name

 Représentant du Concurrent : **CRG RACING TEAM**
Representing the Entrant: Nom du Concurrent / Entrant's name

 Certifie avoir reçu notification du document N° **104**
 Certify that I have been notified of document No.

 des Commissaires Sportifs de l'Épreuve.
 by the Stewards of the Meeting.

Date :

Heure / Time:

Signature :

OK

Super Heat 1 (A) (SH1)

For information purposes. No official / regulatory value

Lap Chart

	1	2	3	4	5	6	7	8	9	10	11	12	13	14	15	16	17	18	19	20	21	22	23	24	25	26	27	28	29	30	31	32	33	34	35	36
Grid	277	242	246	240	273	202	302	289	206	251	248	241	291	223	263	205	214	305	231	298	253	262	279	306	281	219	250	254	228	274	226	239	261	309	280	245
Start	277	246	242	240	273	202	302	289	206	251	248	291	241	263	223	214	205	231	253	298	305	279	262	281	306	250	219	228	226	254	274	239	261	280	309	245
Lap 1 Interval		0.4	0.3	0.4	0.2	0.4	0.7	0.3	0.3	0.8	0.1	0.0	0.1	0.3	0.5	0.4	1.4	0.1	0.0	0.1	0.0	0.2	0.0	0.2	0.0	0.3	0.2	0.1	0.8	0.7	0.2	0.1	0.1	3.1		
Lap 2	277	242	246	240	206	273	248	263	214	289	223	279	253	291	231	226	245	262	228	261	274	239	241	280	251	298	281	309	254	306	219	305	250			
		0.5	0.3	0.8	0.4	0.2	0.2	0.6	0.4	1.6	0.3	0.1	0.2	0.1	0.0	0.1	1.6	0.2	0.2	0.0	0.3	0.3	0.1	0.2	0.3	0.5	0.1	0.0	0.4	0.5	0.4	1.5	10.0			
Lap 3	277	242	246	240	206	248	273	263	214	223	289	253	291	279	226	231	245	262	261	228	239	241	280	274	298	251	281	254	309	306	219	305	250			
		0.7	0.3	0.8	0.8	0.1	0.4	0.6	0.3	1.8	0.2	0.3	0.5	0.2	0.5	0.0	1.2	0.0	0.1	0.4	0.7	0.2	0.0	0.7	0.1	0.1	0.4	0.0	0.1	0.0	0.1	1.9	21.7			
Lap 4	277	242	246	240	248	206	273	263	214	223	289	253	291	279	231	226	262	245	261	239	228	241	280	274	251	298	306	309	305	254	250					
		0.8	0.5	0.8	0.9	0.4	0.4	0.4	0.2	1.3	0.5	0.3	0.4	0.6	0.6	0.2	0.9	1.4	0.2	0.0	0.0	0.0	0.1	2.3	0.0	0.0	0.8	0.3	0.6	5.1	33.3					
Lap 5	277	242	246	240	248	206	273	214	223	253	289	291	279	231	226	262	239	245	228	241	280	261	251	298	274	306	309	305								
		1.2	0.3	0.9	1.0	0.8	0.3	0.8	0.8	1.7	0.0	0.1	0.8	0.3	0.6	0.5	1.6	0.3	0.6	0.0	0.3	0.4	0.3	0.5	0.4	0.4	0.4	0.7								
Lap 6	277	242	246	240	248	206	273	214	223	253	289	291	231	279	262	226	239	245	241	280	251	228	298	261	274	306	309	305								
		1.4	0.2	0.7	1.2	1.3	0.2	0.6	0.4	2.5	0.5	0.5	0.3	0.1	0.9	0.1	1.1	0.4	1.3	0.5	0.3	0.1	0.1	0.0	0.6	0.1	0.6	0.8								
Lap 7	277	242	246	240	248	273	223	214	253	289	291	231	279	262	226	239	245	241	251	280	298	261	228	306	274	309	305									
		1.8	0.3	0.5	1.4	1.8	0.6	0.1	2.8	0.2	0.6	0.3	0.3	0.9	0.5	0.6	0.3	1.3	0.6	0.3	0.3	0.4	0.0	0.4	0.3	0.3	0.9									
Lap 8	277	242	246	240	248	273	223	214	289	253	291	231	279	262	226	239	245	251	241	280	298	261	306	228	274	309	305									
		2.1	0.1	0.5	1.5	2.1	0.3	0.5	2.9	0.1	0.7	0.2	0.5	0.8	0.9	0.3	0.3	1.5	0.0	0.7	0.3	0.4	0.9	0.0	0.1	0.3	0.8									
Lap 9	277	246	240	242	248	273	223	214	289	253	291	231	279	262	239	226	245	251	241	280	298	261	306	228	309	305										
		2.4	0.5	0.0	1.5	2.1	0.2	0.4	2.8	0.6	0.5	0.3	0.7	0.5	1.7	0.1	0.1	0.7	0.6	0.8	0.3	0.7	0.6	0.4	0.5	0.4										
Lap 10	277	246	240	242	248	223	214	273	289	253	291	231	279	262	239	245	251	226	241	280	298	261	306	228	305	309										
		2.1	0.4	0.4	1.4	2.6	0.3	0.0	2.6	1.2	0.2	0.2	0.7	0.5	2.1	0.2	0.3	0.5	0.1	0.9	0.5	0.6	0.5	0.9	0.6	0.2										
Lap 11	277	246	240	242	248	223	214	273	289	291	231	279	262	245	239	251	241	226	280	253	298	261	306	228	305	309										
		1.9	0.4	0.5	1.5	2.5	0.5	0.2	2.2	2.0	0.2	0.6	0.4	2.8	0.1	0.0	0.9	0.3	0.3	0.0	0.4	0.5	0.5	1.4	0.0	0.6										
Lap 12	277	246	240	242	248	223	214	273	289	231	291	279	262	251	245	239	241	280	226	298	261	306	305	228	309	253										
		1.5	0.6	0.6	1.3	2.5	0.5	0.5	1.8	2.9	0.1	0.4	0.4	3.1	0.5	0.5	0.0	1.0	0.2	0.1	0.7	0.1	1.9	0.2	0.2	8.1										
Lap 13	277	246	240	242	248	223	214	273	289	231	291	279	262	251	245	241	239	280	298	226	306	261	305	228	309	253										
		1.8	0.6	0.8	1.2	2.4	0.6	1.1	1.0	3.3	0.3	0.3	0.4	2.5	1.4	0.5	0.1	0.6	0.7	0.4	0.7	0.2	0.8	0.7	0.3	19.0										

Timekeeper *Albert Perez*

Race Director *[Signature]*



OK

Super Heat 1 (A) (SH1)
Analysis

For information purposes. No official / regulatory value

Laps	Sector 1	Sector 2	Sector 3	Lap Time	Spd	Laps	Sector 1	Sector 2	Sector 3	Lap Time	Spd	Laps	Sector 1	Sector 2	Sector 3	Lap Time	Spd
No.202 RAMAEKERS Thibaut						13	19.394	25.543	15.815	1:00.752	119	11	19.798	25.681	15.873	1:01.352	121
1	23.011	27.237	18.856	1:09.104	97	No.226 KORNDER Luke						12	19.431	25.629	16.144	1:01.204	121
No.206 PESL Jindrich						1	24.011	25.908	16.155	1:06.074	120	13	19.436	25.570	15.968	1:00.974	120
1	21.582	25.744	15.957	1:03.283	119	2	19.732	25.965	16.098	1:01.795	122	No.239 SAVELEV Makar					
2	19.673	25.752	15.925	1:01.350	120	3	19.954	26.094	16.142	1:02.190	121	1	25.603	26.668	16.076	1:08.347	121
3	19.576	25.670	15.896	1:01.142	120	4	19.576	25.670	16.281	1:01.527	121	2	20.642	25.587	15.996	1:02.225	121
4	19.817	25.562	15.893	1:01.272	120	5	19.612	25.808	16.078	1:01.498	121	3	19.701	26.251	16.101	1:02.053	120
5	19.543	25.659	16.007	1:01.209	119	6	19.599	25.856	16.590	1:02.045	121	4	19.406	25.595	16.376	1:01.377	119
6	19.453	25.820	15.977	1:01.250	118	7	19.644	25.938	15.958	1:01.540	121	5	19.598	25.575	15.923	1:01.096	121
No.214 PAVAN Sebastiano						8	19.652	25.742	15.984	1:01.378	120	6	19.450	25.581	15.934	1:00.965	121
1	22.188	26.142	16.021	1:04.351	119	9	19.593	25.917	16.298	1:01.808	121	7	19.458	25.696	15.933	1:01.087	120
2	19.764	25.860	15.900	1:01.524	121	10	19.957	26.447	15.985	1:02.389	121	8	19.484	25.606	15.964	1:01.054	120
3	19.528	25.611	15.947	1:01.086	121	11	19.967	26.024	16.172	1:02.163	119	9	19.649	25.666	16.019	1:01.334	120
4	19.520	25.566	15.846	1:00.932	121	12	19.658	25.922	16.584	1:02.164	121	10	19.631	25.694	16.033	1:01.358	120
5	19.601	25.713	15.926	1:01.240	121	13	20.243	25.910	15.976	1:02.129	121	11	19.575	25.863	16.546	1:01.984	120
6	19.516	25.572	15.849	1:00.937	120	No.228 MINNS Sebastian						12	19.952	25.756	16.540	1:02.248	118
7	19.565	25.626	16.117	1:01.308	122	1	24.160	26.763	16.682	1:07.605	117	13	19.975	25.671	15.933	1:01.579	121
8	19.528	25.624	15.805	1:00.957	121	2	19.773	25.996	16.775	1:02.544	119	No.240 KELLEHER Daniel					
9	19.392	25.447	15.844	1:00.683	121	3	20.008	25.845	16.121	1:01.974	120	1	21.161	25.844	16.007	1:03.012	120
10	19.370	25.512	15.940	1:00.822	119	4	19.809	26.059	16.338	1:02.206	119	2	19.724	25.774	15.855	1:01.353	120
11	19.457	25.568	15.878	1:00.903	121	5	19.879	25.993	16.141	1:02.013	120	3	19.416	25.482	15.893	1:00.791	120
12	19.423	25.503	15.806	1:00.732	121	6	19.699	26.252	16.876	1:02.827	120	4	19.360	25.522	15.815	1:00.697	120
13	19.389	25.575	15.833	1:00.797	121	7	19.857	25.837	16.150	1:01.844	121	5	19.373	25.468	15.886	1:00.727	120
No.219 BRALIC Jason						8	19.730	25.808	16.478	1:02.016	121	6	19.405	25.380	15.787	1:00.572	120
1	27.531	27.520	16.435	1:11.486	118	9	19.750	25.680	16.108	1:01.538	118	7	19.329	25.484	15.835	1:00.648	120
2	20.177	26.104	16.072	1:02.353	119	10	19.702	25.850	16.019	1:01.571	120	8	19.371	25.446	15.749	1:00.566	120
3	19.545	25.755	16.087	1:01.387	120	11	19.636	25.953	16.127	1:01.716	119	9	19.289	25.428	15.950	1:00.667	120
No.223 PRADIER Thomas Cyrille						12	19.814	25.914	16.369	1:02.097	119	10	19.256	25.438	15.787	1:00.481	120
1	23.265	26.317	15.947	1:05.529	119	13	19.588	25.847	15.961	1:01.396	119	11	19.286	25.515	15.826	1:00.627	120
2	19.975	26.137	16.227	1:02.339	119	No.231 MARSH Scott						12	19.433	25.543	15.796	1:00.772	120
3	19.345	25.566	15.999	1:00.910	119	1	23.514	26.140	16.035	1:05.689	120	13	19.339	25.522	15.816	1:00.677	120
4	19.314	25.430	15.777	1:00.521	119	2	20.155	26.233	16.165	1:02.553	122	No.241 KOLOVOS Stylianos Taxiarchis					
5	19.415	25.480	15.770	1:00.665	120	3	19.940	26.367	16.141	1:02.448	122	1	26.314	26.285	16.468	1:09.067	119
6	19.313	25.465	15.758	1:00.536	120	4	19.646	25.622	15.909	1:01.177	121	2	20.802	25.586	16.278	1:02.666	120
7	19.389	25.541	15.782	1:00.712	119	5	19.446	25.706	15.936	1:01.088	121	3	19.726	26.023	16.457	1:02.206	119
8	19.362	25.459	15.791	1:00.612	119	6	19.502	26.002	15.969	1:01.473	122	4	19.371	25.640	16.209	1:01.220	118
9	19.414	25.456	15.844	1:00.714	119	7	19.447	25.617	15.869	1:00.933	121	5	19.883	26.050	16.086	1:02.019	120
10	19.420	25.489	16.032	1:00.941	118	8	19.436	25.601	15.884	1:00.921	121	6	19.708	26.094	15.882	1:01.684	119
11	19.367	25.516	15.819	1:00.702	119	9	19.460	25.661	15.842	1:00.963	121	7	19.458	25.625	15.926	1:01.009	120
12	19.399	25.517	15.816	1:00.732	119	10	19.414	25.623	15.815	1:00.852	122	8	19.473	25.663	16.225	1:01.361	120

Timekeeper *Albert Perez* Race Director *[Signature]*



OK
Super Heat 1 (A) (SH1)
Analysis

For information purposes. No official / regulatory value

Laps	Sector 1	Sector 2	Sector 3	Lap Time	Spd	Laps	Sector 1	Sector 2	Sector 3	Lap Time	Spd	Laps	Sector 1	Sector 2	Sector 3	Lap Time	Spd
9	19.501	25.553	15.944	1:00.998	120	7	19.388	25.529	15.920	1:00.837	120	No.253 KUKLANE Roland					
10	19.478	25.608	15.939	1:01.025	121	8	19.346	25.477	15.795	1:00.618	120	1	24.004	25.943	16.157	1:06.104	120
11	19.685	25.643	16.348	1:01.676	117	9	19.363	25.481	15.799	1:00.643	119	2	19.704	25.819	16.330	1:01.853	122
12	19.515	25.589	16.149	1:01.253	118	10	19.350	25.439	15.787	1:00.576	120	3	19.560	25.556	16.030	1:01.146	122
13	19.705	25.647	16.081	1:01.433	119	11	19.317	25.474	15.815	1:00.606	120	4	19.550	25.558	15.817	1:00.925	122
No.242 MARTINESE Iaccopo						12	19.324	25.450	15.800	1:00.574	120	5	19.453	25.689	16.299	1:01.441	120
1	20.441	25.693	15.865	1:01.999	119	13	19.357	25.475	15.829	1:00.661	119	6	19.783	25.734	15.860	1:01.377	121
2	19.720	25.604	15.934	1:01.258	120	No.248 ANAGNOSTIADIS James						7	19.532	25.793	15.848	1:01.173	120
3	19.388	25.479	15.866	1:00.733	120	1	22.181	25.852	15.913	1:03.946	118	8	19.466	25.570	16.132	1:01.168	122
4	19.313	25.443	15.807	1:00.563	119	2	19.729	25.530	15.840	1:01.099	121	9	19.510	25.691	15.897	1:01.098	121
5	19.361	25.521	15.956	1:00.838	119	3	19.479	25.514	15.793	1:00.786	121	10	19.472	25.718	16.012	1:01.202	121
6	19.381	25.567	15.852	1:00.800	119	4	19.426	25.421	15.810	1:00.657	120	11	20.429	27.906	19.382	1:07.717	93
7	19.332	25.574	15.887	1:00.793	120	5	19.436	25.479	15.920	1:00.835	120	12	24.617	29.924	18.967	1:13.508	110
8	19.356	25.539	15.871	1:00.766	119	6	19.411	25.541	15.808	1:00.760	120	13	23.383	29.941	19.084	1:12.408	109
9	19.337	25.798	16.292	1:01.427	121	7	19.410	25.567	15.853	1:00.830	120	No.254 PEDERSEN Dean					
10	19.440	25.508	15.891	1:00.839	120	8	19.389	25.517	15.771	1:00.677	120	1	26.027	28.322	16.464	1:10.813	119
11	19.384	25.501	15.843	1:00.728	121	9	19.430	25.460	15.888	1:00.778	120	2	20.254	25.752	15.978	1:01.984	120
12	19.428	25.583	15.872	1:00.883	120	10	19.454	25.432	15.845	1:00.731	120	3	19.701	25.788	16.450	1:01.939	119
13	19.452	25.545	15.945	1:00.942	120	11	19.425	25.482	15.858	1:00.765	120	4	19.957			1:09.209	117
No.245 FLUXA CROSS Luna						12	19.392	25.503	15.823	1:00.718	120	No.261 RAFALIK Maksymilian					
1	23.720	26.554	16.975	1:07.249	118	13	19.463	25.528	15.855	1:00.846	120	1	24.503	26.582	16.544	1:07.629	121
2	19.872	25.832	16.137	1:01.841	119	No.250 KOWALCZYK Klara						2	20.209	25.834	16.232	1:02.275	122
3	19.570	25.696	16.562	1:01.828	119	1	25.553	30.786	18.372	1:14.711	109	3	19.810	25.773	15.888	1:01.471	122
4	19.861	26.187	16.543	1:02.591	118	2	22.668	29.796	18.285	1:10.749	109	4	19.842	26.120	16.593	1:02.555	118
5	19.935	25.697	15.990	1:01.622	120	3	22.446	30.594	20.477	1:13.517	106	5	20.484	25.917	16.568	1:02.969	120
6	19.524	25.641	15.920	1:01.085	120	4	24.931	32.284	21.233	1:18.448	101	6	19.539	26.084	16.553	1:02.176	122
7	19.498	25.641	15.888	1:01.027	120	No.251 MICALLEF Jacob						7	19.791	25.823	15.923	1:01.537	121
8	19.537	25.658	15.879	1:01.074	120	1	26.466	27.431	16.349	1:10.246	120	8	19.442	25.612	16.005	1:01.059	119
9	19.582	25.655	15.938	1:01.175	122	2	20.383	25.923	15.964	1:02.270	120	9	19.668	25.782	15.966	1:01.416	120
10	19.688	25.702	15.942	1:01.332	121	3	19.465	26.641	16.545	1:02.651	120	10	19.579	25.750	15.915	1:01.244	121
11	19.629	25.800	16.240	1:01.669	119	4	19.925	26.219	16.506	1:02.650	119	11	19.493	25.739	15.945	1:01.177	122
12	19.646	25.960	16.242	1:01.848	119	5	19.450	25.367	15.839	1:00.656	120	12	20.048	25.685	15.946	1:01.679	121
13	19.646	25.784	15.991	1:01.421	120	6	19.404	25.664	16.386	1:01.454	119	13	19.892	26.012	16.307	1:02.211	121
No.246 CRAIGIE Kenzo						7	19.372	25.508	15.802	1:00.682	120	No.262 LYZEN Borys					
1	20.644	25.817	15.930	1:02.391	119	8	19.340	25.412	15.903	1:00.655	119	1	25.197	26.254	16.608	1:08.059	120
2	19.648	25.668	15.956	1:01.272	120	9	19.353	25.278	15.795	1:00.426	120	2	20.167	25.745	16.114	1:02.026	120
3	19.442	25.463	15.851	1:00.756	120	10	19.410	25.654	15.838	1:00.902	121	3	19.644	25.583	16.427	1:01.654	119
4	19.401	25.464	15.844	1:00.709	120	11	19.423	25.799	16.264	1:01.486	119	4	19.683	25.574	15.839	1:01.096	121
5	19.347	25.414	15.898	1:00.659	120	12	19.729	25.581	15.865	1:01.175	119	5	19.559	25.561	15.973	1:01.093	121
6	19.403	25.484	15.830	1:00.717	120	13	19.379	25.304	15.810	1:00.493	120	6	19.499	25.657	16.191	1:01.347	121

Timekeeper

Race Director



OK

Super Heat 1 (A) (SH1)

Analysis

For information purposes. No official / regulatory value

Laps	Sector 1	Sector 2	Sector 3	Lap Time	Spd	Laps	Sector 1	Sector 2	Sector 3	Lap Time	Spd	Laps	Sector 1	Sector 2	Sector 3	Lap Time	Spd
7	19.505	25.752	15.907	1:01.164	121	5	19.259	25.405	15.815	1:00.479	120	3	19.687	25.874	16.858	1:02.419	118
8	19.465	25.585	15.878	1:00.928	121	6	19.409	25.383	15.714	1:00.506	119	No.289 COCHET Louis					
9	19.506	25.513	15.846	1:00.865	121	7	19.264	25.388	15.760	1:00.412	120	1	23.465	25.980	16.351	1:05.796	118
10	19.545	25.576	15.844	1:00.965	121	8	19.339	25.402	15.736	1:00.477	119	2	19.972	26.021	16.144	1:02.137	119
11	19.518	25.741	15.900	1:01.159	121	9	19.275	25.386	15.821	1:00.482	120	3	19.527	25.460	16.482	1:01.469	121
12	19.544	25.617	15.944	1:01.105	121	10	19.581	25.484	15.876	1:00.941	119	4	19.496	25.479	15.890	1:00.865	121
13	19.533	25.645	15.924	1:01.102	121	11	19.236	25.738	15.806	1:00.780	120	5	19.497	25.823	16.602	1:01.922	121
No.263 WOLFE Noah						12	19.465	25.693	15.844	1:01.002	119	6	20.453	25.605	15.778	1:01.836	121
1	22.108	25.958	16.029	1:04.095	119	13	19.218	25.366	15.732	1:00.316	120	7	19.388	25.618	15.878	1:00.884	121
2	19.710	25.758	15.976	1:01.444	119	No.279 CORBI Matt						8	19.469	25.455	15.829	1:00.753	120
3	19.583	25.634	15.955	1:01.172	120	1	22.067	26.209	16.577	1:04.853	116	9	19.337	25.404	15.877	1:00.618	120
4	19.489	25.649	15.895	1:01.033	120	2	19.992	26.305	16.494	1:02.791	119	10	19.394	25.425	15.819	1:00.638	121
No.273 WHERRELL Lewis						3	20.000	26.131	16.032	1:02.163	119	11	19.484	25.427	15.851	1:00.762	120
1	20.754	25.870	16.071	1:02.695	120	4	19.594	25.655	15.931	1:01.180	119	12	19.319	25.394	15.829	1:00.542	120
2	19.928	26.362	16.070	1:02.360	121	5	19.471	25.936	16.005	1:01.412	118	13	19.318	25.432	15.868	1:00.618	121
3	19.914	25.662	15.930	1:01.506	120	6	19.607	26.032	16.286	1:01.925	120	No.291 DERUNOV Efim					
4	19.579	25.678	15.893	1:01.150	119	7	19.561	25.744	15.908	1:01.213	120	1	22.096	26.577	16.875	1:05.548	117
5	19.472	25.601	15.991	1:01.064	121	8	19.510	25.614	15.932	1:01.056	118	2	20.413	26.164	16.342	1:02.919	120
6	19.521	25.674	15.954	1:01.149	119	9	19.547	25.631	15.980	1:01.158	119	3	19.879	25.740	15.954	1:01.573	119
7	19.671	25.613	15.876	1:01.160	119	10	19.455	25.597	15.861	1:00.913	119	4	19.430	25.500	15.882	1:00.812	120
8	19.432	25.604	15.872	1:00.908	119	11	19.506	25.784	15.968	1:01.258	119	5	19.495	25.753	15.982	1:01.230	121
9	19.482	25.418	15.894	1:00.794	119	12	19.463	25.685	15.947	1:01.095	118	6	20.279	26.072	15.901	1:02.252	120
10	19.445	25.496	16.693	1:01.634	111	13	19.579	25.627	15.966	1:01.172	119	7	19.451	25.593	15.919	1:00.963	119
11	19.626	25.579	15.903	1:01.108	120	No.280 STILLER Peter						8	19.555	25.594	15.891	1:01.040	119
12	19.521	25.623	15.877	1:01.021	120	1	25.268	26.618	16.251	1:08.137	119	9	19.416	25.575	15.876	1:00.867	120
13	19.688	25.791	15.929	1:01.408	120	2	20.923	25.816	15.988	1:02.727	120	10	19.443	25.629	15.893	1:00.965	120
No.274 ROUSSEL Romeo						3	19.637	26.279	16.077	1:01.993	121	11	19.847	25.658	15.850	1:01.355	119
1	24.235	26.624	17.150	1:08.009	119	4	19.635	25.674	15.991	1:01.300	119	12	19.426	25.692	16.434	1:01.552	120
2	20.239	25.889	16.157	1:02.285	119	5	20.026	25.913	16.326	1:02.265	119	13	19.558	25.682	15.988	1:01.228	119
3	19.972	27.058	16.456	1:03.486	118	6	19.627	25.995	16.273	1:01.895	119	No.298 ROCCHIO Gino					
4	20.111	26.226	16.563	1:02.900	118	7	19.511	25.908	15.971	1:01.390	120	1	26.360	28.039	16.095	1:10.494	120
5	20.034	25.657	16.018	1:01.709	120	8	19.567	25.714	15.894	1:01.175	119	2	19.752	26.018	16.229	1:01.999	120
6	19.645	25.709	16.048	1:01.402	120	9	19.497	25.597	15.987	1:01.081	119	3	19.347	26.111	16.502	1:01.960	121
7	19.962	25.831	15.992	1:01.785	120	10	19.487	25.657	15.950	1:01.094	119	4	20.215	26.248	16.411	1:02.874	120
8	19.531	25.796	16.061	1:01.388	120	11	19.535	25.739	16.063	1:01.337	119	5	19.584	25.589	15.994	1:01.167	121
No.277 COSTOYA Christian						12	19.640	25.738	16.280	1:01.658	118	6	19.389	25.668	16.105	1:01.162	120
1	20.184	25.663	15.858	1:01.705	118	13	19.579	25.648	15.922	1:01.149	119	7	19.535	25.629	15.938	1:01.102	121
2	19.697	25.617	15.861	1:01.175	120	No.281 SILKUNAS Markas						8	19.535	25.657	15.937	1:01.129	120
3	19.403	25.374	15.798	1:00.575	120	1	25.929	26.893	16.307	1:09.129	119	9	19.530	25.630	15.966	1:01.126	121
4	19.290	25.370	15.760	1:00.420	120	2	20.569	26.282	16.501	1:03.352	120	10	19.502	25.701	16.055	1:01.258	120

Timekeeper *Albert Perez*

Race Director *[Signature]*



OK
Super Heat 1 (A) (SH1)
Analysis

For information purposes. No official / regulatory value

Laps	Sector 1	Sector 2	Sector 3	Lap Time	Spd	Laps	Sector 1	Sector 2	Sector 3	Lap Time	Spd
11	19.548	25.778	15.996	1:01.322	121	9	19.641	25.881	16.058	1:01.580	120
12	19.672	25.764	16.065	1:01.501	122	10	19.674	26.229	16.080	1:01.983	121
13	19.802	25.770	15.979	1:01.551	120	11	19.597	25.829	16.080	1:01.506	120
No.305 FIRHAND Qarrar						12	19.724	25.764	16.059	1:01.547	122
1	25.981	28.680	16.828	1:11.489	115	13	19.698	25.809	16.054	1:01.561	119

2	21.384	26.676	16.091	1:04.151	118
3	19.706	25.980	16.091	1:01.777	118
4	19.591	26.097	16.055	1:01.743	119
5	19.592	25.899	15.985	1:01.476	118
6	19.579	25.725	16.035	1:01.339	118
7	19.506	25.845	16.057	1:01.408	119
8	19.459	25.907	15.908	1:01.274	119
9	19.456	25.740	16.065	1:01.261	119
10	19.433	25.810	15.977	1:01.220	119
11	19.493	25.661	15.958	1:01.112	120
12	19.923	25.810	15.997	1:01.730	119
13	19.396	25.651	15.831	1:00.878	119

No.306 ANDRIOTIS Paul					
1	27.865	27.150	16.465	1:11.480	120
2	20.106	25.863	16.041	1:02.010	121
3	19.611	25.787	16.254	1:01.652	121
4	20.153	26.533	16.110	1:02.796	120
5	19.578	25.730	15.946	1:01.254	120
6	19.530	25.639	15.935	1:01.104	121
7	19.721	25.668	15.903	1:01.292	121
8	19.581	25.668	16.246	1:01.495	120
9	19.578	25.622	15.906	1:01.106	121
10	19.493	25.676	15.971	1:01.140	121
11	19.476	25.761	15.910	1:01.147	121
12	19.776	25.670	15.877	1:01.323	122
13	19.608	25.904	16.305	1:01.817	120

No.309 KARA OSMAN Amin					
1	25.355	27.002	16.371	1:08.728	121
2	20.459	26.458	16.277	1:03.194	120
3	19.793	25.834	16.913	1:02.540	120
4	20.461	26.670	16.115	1:03.246	121
5	19.591	25.699	16.057	1:01.347	121
6	19.543	25.747	15.993	1:01.283	120
7	19.625	25.765	15.947	1:01.337	121
8	19.589	25.780	16.001	1:01.370	121

Timekeeper

Race Director

Champions of the Future 2025 Euro Series: R1 - Campillos (ESP) 26-29/03/2025

Page 4 / 4

www.championskarting.com / RGMCM

 Apex Timing GoRacing 

OK

Super Heat 1 (A) (SH1)

Document 62

Starting Grid

Subject to scrutineering & sporting investigations

35 th	280 STILLER Peter KR / IAME		18	245 FLUXA CROSS Luna KR / IAME		36 th
33 th	261 RAFALIK Maksymilian KR / TM		17	309 KARA OSMAN Amin EXPRIT / TM		34 th
31 th	226 KORNDER Luke LN / TM		16	239 SAVELEV Makar KR / IAME		32 th
29 th	228 MINNS Sebastian CRG / IAME		15	274 ROUSSEL Romeo KR / IAME		30 th
27 th	250 KOWALCZYK Klara KR / IAME		14	254 PEDERSEN Dean KR / IAME		28 th
25 th	281 SILKUNAS Markas KR / IAME		13	219 BRALIC Jason HENZA / IAME		26 th
23 th	279 CORBI Matt KR / IAME		12	306 ANDRIOTIS Paul ENERGY CORSE / TM		24 th
21 th	253 KUKLANE Roland KR / TM		11	262 LYZEN Borys KR / TM		22 th
19 th	231 MARSH Scott KR / IAME		10	298 ROCCHIO Gino TONY KART / VORTEX		20 th
17 th	214 PAVAN Sebastiano TONY KART / TM		9	305 FIRHAND Qarrar PAROLIN / TM		18 th
15 th	263 WOLFE Noah BIREL ART / TM KART		8	205 DRUMMOND Zac KR / IAME		16 th
13 th	291 DERUNOV Efim PAROLIN / TM		7	223 PRADIER Thomas Cyrille TONY KART / VORTEX		14 th
11 th	248 ANAGOSTIADIS James KR / IAME		6	241 KOLOVOS Stylianos Taxiarchis KR / IAME		12 th
9 th	206 PESL Jindrich TONY KART / VORTEX		5	251 MICALLEF Jacob KR / IAME		10 th
7 th	302 SHARP Aston BIREL ART / TM		4	289 COCHET Louis KR / IAME		8 th
5 th	273 WHERRELL Lewis EXPRIT / TM		3	202 RAMAEKERS Thibaut KR / IAME		6 th
3 rd	246 CRAIGIE Kenzo KR / IAME		2	240 KELLEHER Daniel KR / IAME		4 th
1 st	277 COSTOYA Christian PAROLIN / TM		1	242 MARTINESE Iacopo KR / IAME		2 nd

POLE POSITION



Start : 29/03 - 10:10 13 Laps = 20.644 km

Timekeeper *Albert Perez*

Race Director *[Signature]*

Champions of the Future 2025 Euro Series: R1 - Campillos (ESP) 26-29/03/2025

Page 1 / 1

www.championskarting.com / RGMCM

Apex Timing GoRacing **APEX**

OK
**Qualifying Heats (QH)
Intermediate Classification**
Document 61.1 OFFICIAL

Subject to scrutineering & sporting investigations

Rnk	No.	Driver	D. Nat	Qp	E-F	C-D	A-B	C-F	B-D	A-E	B-F	C-E	A-D	B-E	D-F	A-C	D-E	A-F	B-C	Points	Group
1	277	COSTOYA Christian	ESP	1	-	-	50	-	-	50	-	-	50	-	-	50	-	44	-	244	SH1
2	201	TURNEY Joe	GBR	8	-	-	44	-	50	-	50	-	-	50	-	-	-	-	34	228	SH2
3	242	MARTINESE Iaccopo	ITA	12	50	-	-	44	-	-	44	-	-	-	50	-	-	36	-	224	SH1
4	229	GUSTAFSSON Viktor	SWE	19	-	-	41	-	-	38	-	-	41	-	-	36	-	50	-	206	SH2
5	246	CRAIGIE Kenzo	GBR	10	-	41	-	-	44	-	-	-	36	-	44	-	36	-	-	201	SH1
6	272	SALA Filippo	ITA	5	44	-	-	-	-	30	-	50	-	41	-	-	32	-	-	197	SH2
7	240	KELLEHER Daniel	IRL	11	41	-	-	-	-	34	-	38	-	44	-	-	38	-	-	195	SH1
8	227	KAMYAB Roman	GBR	2	-	-	38	-	38	-	32	-	-	36	-	-	-	-	50	194	SH2
9	273	WHERRELL Lewis	GBR	13	-	-	36	-	-	44	-	-	38	-	-	44	-	32	-	194	SH1
10	256	VAN LANGENDONCK Dries	BEL	7	-	-	32	-	-	41	-	-	44	-	-	38	-	38	-	193	SH2
11	202	RAMAEKERS Thibaut	BEL	4	-	44	-	-	41	-	-	-	27	-	41	-	30	-	-	183	SH1
12	244	FRANCIS Lewis	AUS	18	38	-	-	38	-	-	41	-	-	-	38	-	-	27	-	182	SH2
13	302	SHARP Aston	GBR	6	36	-	-	50	-	-	38	-	-	-	36	-	-	18	-	178	SH1
14	287	SMITH Joseph	GBR	15	-	38	-	34	-	-	-	28	-	-	-	30	-	-	44	174	SH2
15	289	COCHET Louis	FR	23	34	-	-	-	-	27	-	41	-	28	-	-	41	-	-	171	SH1
16	271	BURNETT Jensen	CAN	14	-	-	21	-	36	-	34	-	-	38	-	-	-	-	41	170	SH2
17	206	PESL Jindrich	CZE	3	-	50	-	41	-	-	-	32	-	-	-	10	-	-	36	169	SH1
18	249	AKSOY Alp	TUR	26	-	-	34	-	30	-	36	-	-	34	-	-	-	-	27	161	SH2
19	251	MICALLEF Jacob	MLT	9	-	36	-	36	-	-	-	44	-	-	-	6	-	-	38	160	SH1
20	266	GONZALEZ Eloi	ESP	43	-	-	27	-	-	32	-	-	32	-	-	28	-	41	-	160	SH2
21	248	ANAGOSTIADIS James	AUS	31	-	-	26	-	-	36	-	-	34	-	-	34	-	28	-	158	SH1
22	233	KINNMARK Oliver	SWE	25	-	-	23	-	-	28	-	-	30	-	-	41	-	30	-	152	SH2
23	241	KOLOVOS Stylianos Taxiarchis	GRC	16	-	26	-	-	18	-	-	-	28	-	28	-	50	-	-	150	SH1
24	217	KOIVISTO Emeeli	FIN	30	30	-	-	32	-	-	28	-	-	-	22	-	-	34	-	146	SH2
25	291	DERUNOV Efim	KGZ	17	28	-	-	-	-	25	-	22	-	27	-	-	34	-	-	136	SH1
26	264	IVANNIKOV Vladimir	ITA	28	-	34	-	-	34	-	-	-	15	-	26	-	27	-	-	136	SH2
27	223	PRADIER Thomas Cyrille	FR	34	-	24	-	-	32	-	-	-	26	-	30	-	24	-	-	136	SH1
28	222	RASMUSSEN Oliver Fodor	DEN	22	-	30	-	-	26	-	-	-	20	-	32	-	23	-	-	131	SH2
29	263	WOLFE Noah	GBR	46	-	32	-	-	22	-	-	-	7	-	25	-	44	-	-	130	SH1
30	299	NETO Maria	POR	36	23	-	-	27	-	-	30	-	-	-	27	-	-	21	-	128	SH2
31	205	DRUMMOND Zac	GBR	50	-	-	28	-	24	-	26	-	-	17	-	-	-	-	32	127	SH1
32	230	BOTTARO Davide	ITA	38	-	-	25	-	23	-	25	-	-	25	-	-	-	-	26	124	SH2
33	214	PAVAN Sebastiano	ITA	27	-	27	-	30	-	-	-	34	-	-	-	1	-	-	30	122	SH1
34	213	KACZYNSKI Elliot	SWE	21	-	28	-	23	-	-	-	36	-	-	-	9	-	-	23	119	SH2
35	305	FIRHAND Qarrar	JMA	24	27	-	-	25	-	-	19	-	-	-	24	-	-	24	-	119	SH1
36	297	NILSSON Leo	SWE	32	-	-	22	-	25	-	27	-	-	19	-	-	-	-	25	118	SH2
37	231	MARSH Scott	GBR	20	-	-	30	-	28	-	1	-	-	30	-	-	-	-	28	117	SH1
38	275	MARTI Hugo	ESP	54	26	-	-	18	-	-	20	-	-	-	34	-	-	19	-	117	SH2
39	298	ROCCHIO Gino	ITA	40	-	25	-	-	27	-	-	-	22	-	20	-	22	-	-	116	SH1
40	290	CHARTIER Alexander	CAN	47	24	-	-	-	-	16	-	24	-	22	-	-	28	-	-	114	SH2

Steward #1

Steward #2

Steward #3



OK
Qualifying Heats (QH)
Document 61.1 OFFICIAL
Intermediate Classification

Subject to scrutineering & sporting investigations

Rnk	No.	Driver	D. Nat	Qp	E-F	C-D	A-B	C-F	B-D	A-E	B-F	C-E	A-D	B-E	D-F	A-C	D-E	A-F	B-C	Points	Group
41	253	KUKLANE Roland	EST	39	-	19	-	28	-	-	-	30	-	-	-	26	-	-	10	113	SH1
42	234	GREEN Zac	GBR	83	25	-	-	-	-	24	-	23	-	24	-	-	16	-	-	112	SH2
43	262	LYZEN Borys	POL	37	-	-	24	-	-	21	-	-	25	-	-	32	-	8	-	110	SH1
44	255	ZHAO Zijun	CHN	48	20	-	-	21	-	-	22	-	-	-	21	-	-	26	-	110	SH2
45	279	CORBI Matt	SUI	29	32	-	-	-	-	19	-	10	-	23	-	-	20	-	-	104	SH1
46	288	BATTIG Chiara	SUI	44	-	-	18	-	21	-	6	-	-	32	-	-	-	-	24	101	SH2
47	306	ANDRIOTIS Paul	SUI	33	-	9	-	20	-	-	-	27	-	-	-	25	-	-	18	99	SH1
48	232	ARNAUDO Fausto	ARG	65	10	-	-	-	-	18	-	26	-	26	-	-	18	-	-	98	SH2
49	281	SILKUNAS Markas	LTU	67	-	-	14	-	-	23	-	-	21	-	-	24	-	16	-	98	SH1
50	278	KLEMETSEN Vegard	NOR	60	19	-	-	24	-	-	23	-	-	-	23	-	-	7	-	96	SH2
51	219	BRALIC Jason	NED	61	-	-	7	-	-	26	-	-	23	-	-	17	-	23	-	96	SH1
52	259	STADTLER Oliver	GER	42	6	-	-	22	-	-	24	-	-	-	19	-	-	22	-	93	SH2
53	250	KOWALCZYK Klara	POL	55	-	-	11	-	-	6	-	-	24	-	-	27	-	25	-	93	SH1
54	296	GARST Marco	DEN	45	-	21	-	15	-	-	-	9	-	-	-	22	-	-	22	89	SH2
55	254	PEDERSEN Dean	USA	53	13	-	-	-	-	20	-	12	-	21	-	-	21	-	-	87	SH1
56	247	BERNOLDI Bernardo	ITA	41	9	-	-	-	-	10	-	21	-	20	-	-	25	-	-	85	SH2
57	228	MINNS Sebastian	GBR	66	15	-	-	19	-	-	18	-	-	-	13	-	-	20	-	85	SH1
58	260	CEGIELSKI Franciszek	POL	81	-	13	-	14	-	-	-	18	-	-	-	23	-	-	16	84	SH2
59	274	ROUSSEL Romeo	FR	77	22	-	-	-	-	17	-	16	-	11	-	-	17	-	-	83	SH1
60	236	KERDAL François Dario	SUI	35	12	-	-	-	-	9	-	25	-	9	-	-	26	-	-	81	SH2
61	226	KORNDER Luke	GER	49	-	-	20	-	-	12	-	-	13	-	-	21	-	15	-	81	SH1
62	212	HAKKINEN Ella	MON	56	-	-	17	-	20	-	15	-	-	7	-	-	-	-	21	80	SH2
63	239	SAVELEV Makar	KGZ	51	-	23	-	17	-	-	-	17	-	-	-	15	-	-	7	79	SH1
64	301	GIRARDET Alois	FR	82	-	18	-	-	13	-	-	-	16	-	17	-	15	-	-	79	SH2
65	261	RAFALIK Maksymilian	POL	89	21	-	-	-	-	13	-	20	-	16	-	-	9	-	-	79	SH1
66	252	MATSUI Sara	JPN	57	-	7	-	13	-	-	-	19	-	-	-	19	-	-	20	78	SH2
67	309	KARA OSMAN Amin	GER	87	-	16	-	9	-	-	-	15	-	-	-	20	-	-	13	73	SH1
68	237	NOUGUEYREDE Clovis	FR		17	-	-	8	-	-	13	-	-	-	18	-	-	17	-	73	SH2
69	280	STILLER Peter	ITA	71	11	-	-	-	-	14	-	14	-	13	-	-	19	-	-	71	SH1
70	267	TORT MAS Lluís	ESP	72	16	-	-	12	-	-	17	-	-	-	15	-	-	11	-	71	SH2
71	245	FLUXA CROSS Luna	ESP	80	-	-	15	-	19	-	16	-	-	5	-	-	-	-	15	70	SH1
72	211	GALAN Oskar	POL	69	-	15	-	16	-	-	-	13	-	-	-	7	-	-	17	68	SH2

Not Qualified for the Super Heats

73	216	LUTHARDT Carl	GER	74	-	-	16	-	8	-	12	-	-	12	-	-	-	19	-	67	SH1
74	284	BROVKO Mark	UKR	85	-	-	13	-	-	7	-	-	19	-	-	13	-	14	-	66	SH2
75	295	KAMENIK Jakub	CZE	62	-	-	12	-	16	-	21	-	-	8	-	-	-	8	-	65	SH1
76	276	LOWETTE Beau	BEL	68	-	-	19	-	15	-	11	-	-	6	-	-	-	14	-	65	SH2
77	307	KRUTOHOLOV Lev	UKR	59	8	-	-	-	-	22	-	7	-	18	-	-	8	-	-	63	SH1
78	286	ANZHE Sun	ITA	76	-	17	-	-	5	-	-	-	17	-	14	-	7	-	-	60	SH2
79	257	SACHSE Bertram	DEN	64	-	1	-	-	17	-	-	-	18	-	8	-	14	-	-	58	SH1

Steward #1

Steward #2

Steward #3

OK

Qualifying Heats (QH)

Document 61.1 OFFICIAL

Intermediate Classification

Subject to scrutineering & sporting investigations

Rnk	No.	Driver	D. Nat	Qp	E-F	C-D	A-B	C-F	B-D	A-E	B-F	C-E	A-D	B-E	D-F	A-C	D-E	A-F	B-C	Points	Group
80	265	PARKER Skye	GBR	70	-	12	-	-	9	-	-	-	12	-	11	-	13	-	-	57	SH2
81	294	ZASOV Georgiy	SUI	73	-	-	6	-	-	15	-	-	9	-	-	12	-	13	-	55	SH1
82	268	GARCIA LOPEZ Aaron	ESP	75	-	8	-	26	-	-	-	8	-	-	8	-	-	5	-	55	SH2
83	225	SUN Yibei	ITA	90	18	-	-	7	-	-	9	-	-	-	9	-	-	12	-	55	SH1
84	292	JUNCHER Marcus	DEN	79	-	-	10	-	-	8	-	-	10	-	-	16	-	10	-	54	SH2
85	282	HARASTEY Daniel	CZE	94	-	6	-	-	10	-	-	-	14	-	12	-	12	-	-	54	SH1
86	243	KAWPENG Sebastien	ITA	52	-	20	-	-	14	-	-	-	6	-	7	-	6	-	-	53	SH2
87	310	MEUNIER Senna	BEL	78	7	-	-	11	-	-	14	-	-	-	16	-	-	5	-	53	SH1
88	220	HELDER Jorn	NED	63	-	10	-	10	-	-	-	1	-	-	-	18	-	-	12	51	SH2
89	303	AUTMAITRE Mathis	SEN	91	-	-	9	-	-	11	-	-	11	-	-	14	-	6	-	51	SH1
90	218	SVAHN Vilmer	SWE	86	-	-	8	-	11	-	7	-	-	15	-	-	-	-	9	50	SH2
91	304	GHEYSEN Lucas	BRA	88	-	14	-	-	12	-	-	-	8	-	3	-	11	-	-	48	SH1
92	235	NIKISHOV Nikita	ESP	58	-	22	-	-	6	-	-	-	6	-	7	-	6	-	-	47	SH2
93	293	POKORNY Daniel	CZE	84	14	-	-	5	-	-	8	-	-	-	10	-	-	9	-	46	SH1
94	238	DOLEH Zak	DMA	92	-	-	1	-	7	-	10	-	-	14	-	-	-	-	11	43	SH2
95	258	HOANG Arthur	BEL	95	5	-	-	-	-	5	-	11	-	10	-	-	10	-	-	41	SH1
96	269	ALATORRE ARTIGAS Mariano	ESP	93	-	11	-	6	-	-	-	6	-	-	-	11	-	-	6	40	SH2

Steward #1

Steward #2

Steward #3

OK

Qualifying Heat B-C

Document 60.1

Results

Subject to scrutineering & sporting investigations

Rnk	No.	Competitor	E. Nat	Driver	D. Nat	Equipment	Laps	Gap	Interv.	Best lap	Spd	Penalty	Points
1	227	RICKY FLYNN MOTORSPORT	GBR	KAMYAB Roman	GBR	LN / TM	10			1:00.641	119.0		50
2	287	VICTORYLANE KARTING	GBR	SMITH Joseph	GBR	KR / IAME	10	0.041	0.041	1:00.538	120.6		44
3	271	FORZA RACING	GBR	BURNETT Jensen	CAN	EXPRIT / TM	10	0.130	0.089	1:00.395	121.1		41
4	251	KR MOTORSPORT	ITA	MICALLEF Jacob	MLT	KR / IAME	10	0.447	0.317	1:00.699	119.7		38
5	206	TONY KART RACING TEAM	ITA	PESL Jindrich	CZE	TONY KART / VORTEX	10	0.932	0.485	1:00.739	119.5		36
6	201	KR MOTORSPORT	ITA	TURNEY Joe	GBR	KR / IAME	10	2.713	1.781	1:00.801	119.6		34
7	205	FUSION MOTORSPORT	GBR	DRUMMOND Zac	GBR	KR / IAME	10	4.402	1.689	1:00.730	119.6		32
8	214	WARD RACING	SWE	PAVAN Sebastiano	ITA	TONY KART / TM	10	4.429	0.027	1:00.653	121.3		30
9	231	DPK RACING	ESP	MARSH Scott	GBR	KR / IAME	10	4.591	0.162	1:00.685	120.0		28
10	249	PREMA RACING SRL	ITA	AKSOY Alp	TUR	KR / IAME	10	5.568	0.977	1:01.031	120.5		27
11	230	CRG RACING TEAM	ITA	BOTTARO Davide	ITA	CRG / IAME	10	6.349	0.781	1:00.987	119.4		26
12	297	DPK RACING	ESP	NILSSON Leo	SWE	KR / IAME	10	6.423	0.074	1:00.741	119.2		25
13	288	VICTORYLANE KARTING	GBR	BATTIG Chiara	SUI	KR / IAME	10	8.836	2.413	1:00.891	119.9		24
14	213	WARD RACING	SWE	KACZYNSKI Elliot	SWE	TONY KART / TM	10	8.922	0.086	1:01.123	121.5		23
15	296	KOSKI MOTORSPORT	FIN	GARST Marco	DEN	KR / IAME	10	9.976	1.054	1:01.082	118.5		22
16	212	FUSION MOTORSPORT	GBR	HAKKINEN Ella	MON	KR / IAME	10	10.091	0.115	1:00.992	119.0		21
17	252	KR MOTORSPORT	ITA	MATSUI Sara	JPN	KR / IAME	10	10.333	0.242	1:01.393	118.2		20
18	216	MP KARTRACING	NED	LUTHARDT Carl	GER	HENZA / IAME	10	10.595	0.262	1:01.308	119.9		19
19	306	ENERGY CORSE SRL	ITA	ANDRIOTIS Paul	SUI	ENERGY CORSE / TM	10	11.133	0.538	1:01.276	118.1		18
20	211	FUSION MOTORSPORT	GBR	GALAN Oskar	POL	KR / IAME	10	11.588	0.455	1:01.048	120.0		17
21	260	KRZ MOTORSPORT	POL	CEGIELSKI Franciszek	POL	KR / TM	10	12.744	1.156	1:01.068	121.1		16
22	245	PREMA RACING SRL	ITA	FLUXA CROSS Luna	ESP	KR / IAME	10	13.603	0.859	1:00.910	119.7	+5.000	15
23	276	PAROLIN MOTORSPORT	ITA	LOWETTE Beau	BEL	PAROLIN / TM	10	14.010	0.407	1:00.996	119.3	+5.000	14
24	309	FORZA RACING	GBR	KARA OSMAN Amin	GER	EXPRIT / TM	10	14.420	0.410	1:01.386	121.1		13
25	220	MP KARTRACING	NED	HELDER Jorn	NED	HENZA / IAME	10	16.902	2.482	1:00.930	119.1	+5.000	12
26	238	FUSION MOTORSPORT	GBR	DOLEH Zak	DMA	KR / IAME	10	18.222	1.320	1:01.712	119.8		11
27	253	ROLI MOTORSPORT	EST	KUKLANE Roland	EST	KR / TM	3	7 Laps	7 Laps	1:01.816	119.5		10
28	218	MP KARTRACING	NED	SVAHN Vilmer	SWE	HENZA / IAME	3	7 Laps	5.144	1:02.010	117.4	+5.000	9
29	295	DPK RACING	ESP	KAMENIK Jakub	CZE	KR / IAME	1	9 Laps	2 Laps	1:25.695	115.5		8
30	239	FUSION MOTORSPORT	GBR	SAVELEV Makar	KGZ	KR / IAME	0	10 Laps	1 Lap				7
31	269	MDC RACING	ESP	ALATORRE ARTIGAS Mariano	ESP	KR	0	10 Laps	1.379				6

No.245 FLUXA CROSS Luna : 5 sec time penalty for incorrectly installed Front Fairing or incorrect position of front fairing. According to Stewards' Decision No.97-245.

No.276 LOWETTE Beau : 5 sec time penalty for incorrectly installed Front Fairing or incorrect position of front fairing. According to Stewards' Decision No.97-276.

No.220 HELDER Jorn : 5 sec time penalty for incorrectly installed Front Fairing or incorrect position of front fairing. According to Stewards' Decision No.97-220.

No.218 SVAHN Vilmer : 5 sec time penalty for incorrectly installed Front Fairing or incorrect position of front fairing. According to Stewards' Decision No.97-218.

Not Classified

268	MDC RACING	ESP	GARCIA LOPEZ Aaron	ESP	KR			DNS					5
-----	------------	-----	---------------------------	-----	----	--	--	------------	--	--	--	--	----------

Leaders : No.227 KAMYAB Roman (1-10)


Start Time : 28/03 - 18:06:51

Best lap : No.271 BURNETT Jensen 1:00.395 94.66 kph

Weather : Sunny Air : 19°C Track : Dry

Event Record : No.277 COSTOYA Christian 59.897 95.44 kph

Steward #1 

Steward #2 

Steward #3 

OK

Qualifying Heat B-C

For information purposes. No official / regulatory value

Lap Chart

	1	2	3	4	5	6	7	8	9	10	11	12	13	14	15	16	17	18	19	20	21	22	23	24	25	26	27	28	29	30	31	32
Grid	227	206	201	251	271	287	231	213	249	214	297	306	230	253	288	296	205	239	212	252	295	220	276	211	216	268	245	260	218	309	238	269
Start	227	251	206	287	201	213	271	231	214	249	306	297	253	230	296	288	239	205	252	212	220	295	211	276	216	260	245	309	269	218	238	
Lap 1 Interval	227	287	251	213	201	271	206	214	231	249	230	288	205	252	212	296	245	216	297	220	306	309	253	218	276	211	260	238	295	17.9		
Lap 2	227	287	251	213	271	206	201	214	231	249	230	205	288	252	245	212	297	296	220	216	306	309	253	276	218	211	238	260				
Lap 3	227	287	251	213	271	206	201	214	231	249	205	230	288	245	252	297	212	296	216	306	276	220	253	218	211	238	260	309				
Lap 4	227	287	251	271	206	213	201	214	231	205	249	230	288	245	297	252	212	296	216	276	306	220	211	260	238	309						
Lap 5	227	287	251	271	206	213	201	205	214	231	249	230	288	245	297	212	252	296	276	306	216	220	211	260	309	238						
Lap 6	227	287	251	271	206	201	205	213	214	231	249	230	288	297	245	296	252	212	276	306	216	211	260	220	309	238						
Lap 7	227	287	251	271	206	201	205	214	231	249	213	230	297	288	245	296	276	252	212	306	216	211	260	220	309	238						
Lap 8	227	287	251	271	206	201	205	214	231	249	230	297	213	288	245	276	296	212	252	216	306	211	220	260	309	238						
Lap 9	227	287	271	251	206	201	205	214	231	249	230	297	245	288	213	276	296	212	252	216	306	211	220	260	309	238						
Lap 10	227	287	271	251	206	201	205	214	231	249	230	297	245	288	213	276	296	212	252	216	306	211	220	260	309	238						

Timekeeper *Albert Perez*

Race Director *[Signature]*



OK
Qualifying Heat B-C Analysis

For information purposes. No official / regulatory value

Laps	Sector 1	Sector 2	Sector 3	Lap Time	Spd	Laps	Sector 1	Sector 2	Sector 3	Lap Time	Spd	Laps	Sector 1	Sector 2	Sector 3	Lap Time	Spd
No.201 TURNEY Joe						No.212 HAKKINEN Ella						No.218 SVAHN Vilmer					
1	20.963	25.965	16.080	1:03.008	119	7	19.505	25.762	15.881	1:01.148	118	3	19.999	25.870	15.992	1:01.861	118
2	19.604	25.563	16.640	1:01.807	119	8	19.530	25.726	15.875	1:01.131	119	4	19.609	25.809	15.981	1:01.399	118
3	19.625	25.535	15.840	1:01.000	120	9	19.620	25.771	15.917	1:01.308	118	5	19.788	26.092	16.775	1:02.655	120
4	19.536	25.415	15.966	1:00.917	119	10	19.522	25.814	15.885	1:01.221	119	6	19.683	25.792	15.920	1:01.395	119
5	20.752	25.598	15.900	1:02.250	120	1	21.870	26.189	16.404	1:04.463	118	7	19.628	25.766	15.927	1:01.321	119
6	19.535	25.673	15.810	1:01.018	120	2	20.087	25.958	16.034	1:02.079	119	8	19.567	25.700	16.126	1:01.393	118
7	19.412	25.546	15.843	1:00.801	119	3	19.688	25.825	16.376	1:01.889	118	9	19.570	25.801	15.976	1:01.347	118
8	19.456	25.524	15.880	1:00.860	119	4	19.529	25.544	15.919	1:00.992	119	10	19.660	25.680	15.968	1:01.308	119
9	19.529	25.540	15.827	1:00.896	119	5	19.641	25.549	16.048	1:01.238	120	No.220 HELDER Jorn					
10	19.504	25.667	15.905	1:01.076	119	6	20.600	25.945	16.621	1:03.166	119	1	23.139	26.404	16.477	1:06.020	119
No.205 DRUMMOND Zac						7	20.324	25.720	15.873	1:01.917	119	2	19.732	26.198	16.080	1:02.010	117
1	21.689	26.182	16.401	1:04.272	119	8	19.707	25.618	15.919	1:01.244	119	3	20.435	25.967	16.237	1:02.639	118
2	20.149	25.511	16.113	1:01.773	119	9	20.185	25.663	15.930	1:01.778	118	No.227 KAMYAB Roman					
3	19.464	25.483	15.783	1:00.730	119	10	19.643	25.713	16.075	1:01.431	119	1	19.920	25.798	15.933	1:01.651	118
4	19.410	25.463	15.874	1:00.747	119	No.213 KACZYNSKI Elliot						2	19.527	25.568	15.846	1:00.941	118
5	19.807	25.603	16.120	1:01.530	119	1	20.596	25.744	15.969	1:02.309	121	3	19.412	25.489	15.833	1:00.734	118
6	19.397	25.513	15.954	1:00.864	119	2	19.832	25.562	15.932	1:01.326	120	4	19.364	25.498	15.823	1:00.685	118
7	19.444	25.511	15.918	1:00.873	118	3	19.595	25.623	15.905	1:01.123	121	5	19.735	25.483	15.772	1:00.990	118
8	19.522	25.548	15.871	1:00.941	119	4	19.573	25.779	16.546	1:01.898	120	6	19.362	25.452	15.827	1:00.641	119
9	19.553	25.604	15.945	1:01.102	118	5	20.587	25.596	15.921	1:02.104	121	7	19.778	25.807	16.198	1:01.783	119
10	19.520	25.946	16.399	1:01.865	118	6	19.619	26.035	16.196	1:01.850	122	8	19.693	25.547	16.173	1:01.413	118
No.206 PESL Jindrich						7	20.147	25.805	16.520	1:02.472	121	9	19.477	25.527	15.888	1:00.892	119
1	20.962	26.706	16.067	1:03.735	118	8	19.966	25.765	16.270	1:02.001	121	10	19.529	25.510	16.427	1:01.466	116
2	19.461	25.629	15.937	1:01.027	120	9	19.682	25.787	16.853	1:02.322	121	No.230 BOTTARO Davide					
3	19.508	25.549	15.791	1:00.848	120	10	20.141	25.787	16.470	1:02.398	122	1	21.448	26.330	16.385	1:04.163	118
4	19.393	25.528	16.017	1:00.938	118	No.214 PAVAN Sebastiano						2	20.000	25.690	16.189	1:01.879	118
5	19.368	25.587	15.784	1:00.739	119	1	21.274	26.264	16.482	1:04.020	118	3	19.420	25.582	16.143	1:01.145	119
6	19.454	25.552	15.811	1:00.817	120	2	19.726	25.469	15.958	1:01.153	119	4	19.477	25.609	15.901	1:00.987	119
7	19.449	25.572	15.838	1:00.859	119	3	19.572	25.369	15.854	1:00.795	120	5	19.699	26.375	15.969	1:02.043	119
8	19.520	25.622	15.819	1:00.961	119	4	19.464	25.409	15.780	1:00.653	121	No.216 LUTHARDT Carl					
9	19.512	25.618	15.857	1:00.987	120	5	21.033	25.488	16.390	1:02.911	121	1	21.768	26.634	16.394	1:04.796	117
10	19.515	25.660	15.828	1:01.003	120	6	19.535	25.560	15.928	1:01.023	121	2	20.284	25.828	16.465	1:02.577	119
No.211 GALAN Oskar						7	19.720	25.465	15.850	1:01.035	120						
1	23.367	27.254	16.796	1:07.417	118	8	19.494	25.484	15.895	1:00.873	120						
2	20.167	25.706	15.891	1:01.764	119	9	19.506	25.515	15.856	1:00.877	121						
3	20.518	25.890	16.035	1:02.443	117	10	19.583	25.875	16.348	1:01.806	118						
4	19.724	25.650	15.848	1:01.222	119												
5	19.355	25.691	16.002	1:01.048	120												
6	19.874	25.833	17.106	1:02.813	114												

 Timekeeper 

 Race Director 


OK
Qualifying Heat B-C Analysis

For information purposes. No official / regulatory value

Laps	Sector 1	Sector 2	Sector 3	Lap Time	Spd	Laps	Sector 1	Sector 2	Sector 3	Lap Time	Spd	Laps	Sector 1	Sector 2	Sector 3	Lap Time	Spd
6	19.468	25.720	15.923	1:01.111	119	2	20.087	25.579	15.933	1:01.599	120	5	19.453	25.714	15.901	1:01.068	121
7	19.542	25.774	16.118	1:01.434	119	3	19.576	25.572	15.883	1:01.031	120	6	19.544	25.823	16.801	1:02.168	116
8	19.672	25.719	15.867	1:01.258	119	4	19.469	25.628	16.144	1:01.241	121	7	19.757	25.790	15.930	1:01.477	120
9	19.518	25.717	15.875	1:01.110	119	5	19.913	25.885	15.939	1:01.737	123	8	19.604	26.094	15.871	1:01.569	121
10	19.546	25.912	16.252	1:01.710	119	6	19.667	25.745	15.888	1:01.300	121	9	19.576	25.754	15.908	1:01.238	120
No.231 MARSH Scott						7	19.681	25.915	16.115	1:01.711	120	10	19.564	25.858	16.036	1:01.458	121
1	21.554	26.122	16.494	1:04.170	119	8	19.522	25.625	15.902	1:01.049	120	No.271 BURNETT Jensen					
2	19.728	25.731	15.837	1:01.296	119	9	19.571	25.727	15.909	1:01.207	120	1	21.082	25.882	16.070	1:03.034	120
3	19.416	25.598	15.866	1:00.880	119	10	19.570	25.751	15.908	1:01.229	120	2	19.661	25.519	16.262	1:01.442	119
4	19.353	25.542	15.790	1:00.685	119	No.251 MICALLEF Jacob						3	19.484	25.242	15.786	1:00.512	121
5	20.855	25.754	16.141	1:02.750	120	1	20.236	25.738	16.338	1:02.312	120	4	19.463	25.409	15.779	1:00.651	120
6	19.498	25.603	15.855	1:00.956	120	2	19.617	25.545	15.879	1:01.041	119	5	19.295	25.318	15.827	1:00.440	121
7	19.988	25.847	16.017	1:01.852	118	3	19.401	25.460	15.898	1:00.759	119	6	19.305	25.336	15.754	1:00.395	121
8	19.403	25.556	15.842	1:00.801	119	4	19.416	25.441	15.842	1:00.699	119	7	19.365	25.514	16.137	1:01.016	120
9	19.410	25.611	15.900	1:00.921	118	5	19.407	25.509	15.844	1:00.760	119	8	19.874	25.479	16.014	1:01.367	118
10	19.443	25.690	15.915	1:01.048	120	6	19.367	25.500	15.876	1:00.743	120	9	19.941	25.547	15.806	1:01.294	120
No.238 DOLEH Zak						7	19.484	25.528	16.258	1:01.270	119	10	19.441	25.431	15.950	1:00.822	119
1	23.485	26.527	16.771	1:06.783	119	8	19.812	25.487	16.128	1:01.427	118	No.276 LOWETTE Beau					
2	20.288	26.015	15.979	1:02.282	119	9	19.848	25.790	15.990	1:01.628	119	1	23.979	26.478	16.545	1:07.002	119
3	19.857	26.114	16.056	1:02.027	120	10	19.540	25.495	15.813	1:00.848	120	2	19.534	25.697	16.378	1:01.609	118
4	20.321	26.329	16.223	1:02.873	118	No.252 MATSUI Sara						3	19.947	25.783	15.889	1:01.619	118
5	19.730	25.961	16.731	1:02.422	118	1	21.678	26.256	16.409	1:04.343	117	4	19.438	25.648	15.910	1:00.996	119
6	19.761	25.905	16.046	1:01.712	119	2	20.114	25.638	16.244	1:01.996	119	5	19.542	25.744	15.811	1:01.097	119
7	19.754	25.976	16.060	1:01.790	118	3	19.587	25.991	15.967	1:01.545	117	6	19.452	25.600	16.115	1:01.167	120
8	19.820	26.083	16.244	1:02.147	118	4	19.548	25.674	16.171	1:01.393	118	7	19.838	25.597	15.865	1:01.300	119
9	19.999	26.207	16.250	1:02.456	118	5	19.970	25.771	15.984	1:01.725	119	8	19.505	25.672	16.141	1:01.318	118
10	20.087	26.379	16.239	1:02.705	117	6	20.541	26.006	16.161	1:02.708	119	9	19.597	25.727	15.861	1:01.185	118
No.245 FLUXA CROSS Luna						7	20.381	25.661	15.854	1:01.896	118	10	19.559	25.757	16.012	1:01.328	121
1	21.939	26.077	16.111	1:04.127	119	8	20.066	25.664	15.929	1:01.659	118	No.287 SMITH Joseph					
2	19.907	25.587	15.988	1:01.482	120	9	20.124	25.698	15.984	1:01.806	118	1	20.411	25.608	16.031	1:02.050	119
3	19.664	25.652	15.819	1:01.135	119	10	19.617	25.804	16.032	1:01.453	118	2	19.546	25.375	15.823	1:00.744	119
4	19.427	25.597	15.900	1:00.924	118	No.253 KUKLANE Roland						3	19.371	25.329	15.838	1:00.538	120
5	19.516	26.268	16.291	1:02.075	119	1	23.657	27.329	16.480	1:07.466	119	4	19.423	25.437	15.813	1:00.673	120
6	20.685	25.880	15.868	1:02.433	119	2	19.720	25.709	16.387	1:01.816	119	5	19.657	25.553	15.779	1:00.989	121
7	19.471	25.509	15.930	1:00.910	119	3	20.616	25.796	16.393	1:02.805	119	6	19.480	25.389	15.742	1:00.611	121
8	19.490	25.626	15.922	1:01.038	119	No.260 CEGIELSKI Franciszek						7	19.709	25.816	16.142	1:01.667	118
9	19.503	25.672	16.379	1:01.554	117	1	23.503	26.829	16.819	1:07.151	119	8	19.837	25.487	16.117	1:01.441	120
10	19.885	26.019	16.409	1:02.313	118	2	20.185	26.428	15.943	1:02.556	121	9	19.629	25.563	15.815	1:01.007	120
No.249 AKSOY Alp						3	19.757	26.213	15.976	1:01.946	121	10	19.501	25.505	16.293	1:01.299	118
1	21.582	26.306	16.282	1:04.170	121	4	19.901	25.732	15.897	1:01.530	120						

 Timekeeper 

 Race Director 


OK
**Qualifying Heat B-C
Analysis**

For information purposes. No official / regulatory value

Laps	Sector 1	Sector 2	Sector 3	Lap Time	Spd	Laps	Sector 1	Sector 2	Sector 3	Lap Time	Spd
No.288 BATTIG Chiara						5	19.577	25.752	16.466	1:01.795	116
1	21.667	26.183	16.446	1:04.296	119	6	19.544	25.782	15.991	1:01.317	117
2	20.039	25.612	16.516	1:02.167	119	7	19.547	25.775	15.954	1:01.276	118
3	19.559	25.531	15.960	1:01.050	119	8	19.584	25.757	16.510	1:01.851	117
4	19.469	25.507	15.915	1:00.891	119	9	19.695	25.749	16.027	1:01.471	117
5	19.582	26.337	16.402	1:02.321	118	10	19.585	25.886	16.035	1:01.506	118
6	19.915	25.666	15.908	1:01.489	120	No.309 KARA OSMAN Amin					
7	20.024	25.663	15.914	1:01.601	120	1	22.990	26.527	16.230	1:05.747	120
8	19.517	25.565	15.910	1:00.992	121	2	19.713	25.836	16.125	1:01.674	117
9	19.607	25.795	16.660	1:02.062	119	3	20.225	27.773	16.362	1:04.360	121
10	19.951	25.867	16.570	1:02.388	119	4	19.948	26.141	16.392	1:02.481	121
No.295 KAMENIK Jakub						5	19.768	25.991	16.250	1:02.009	120
1	38.408	29.716	17.571	1:25.695	115	6	19.609	25.768	16.009	1:01.386	121
No.296 GARST Marco						7	19.632	25.851	15.944	1:01.427	120
1	22.869	26.064	16.183	1:05.116	119	8	19.660	25.819	15.989	1:01.468	120
2	20.116	25.795	16.449	1:02.360	119	9	19.679	25.858	15.950	1:01.487	120
3	19.633	25.684	16.414	1:01.731	118	10	19.682	25.850	16.023	1:01.555	120
4	19.589	25.588	15.905	1:01.082	118	No.297 NILSSON Leo					
5	19.656	25.676	15.969	1:01.301	119	1	23.588	26.369	16.280	1:06.237	118
6	20.146	25.964	16.184	1:02.294	119	2	19.556	25.448	16.125	1:01.129	119
7	19.726	25.668	15.912	1:01.306	118	3	19.463	25.865	16.037	1:01.365	119
8	19.649	25.728	16.658	1:02.035	118	4	19.353	25.496	15.892	1:00.741	119
9	19.960	25.743	15.952	1:01.655	118	5	19.339	25.939	16.242	1:01.520	121
10	19.655	25.733	16.176	1:01.564	118	6	20.310	25.498	15.740	1:01.548	120
No.306 ANDRIOTIS Paul						7	19.653	25.488	15.792	1:00.933	120
1	23.768	26.702	16.390	1:06.860	116	8	19.436	25.675	16.002	1:01.113	119
2	19.681	25.860	16.396	1:01.937	117	9	19.437	25.550	15.828	1:00.815	120
3	20.170	25.817	15.995	1:01.982	117	10	19.477	25.934	16.191	1:01.602	119
4	19.578	26.192	15.985	1:01.755	117						

Timekeeper

Race Director

Champions of the Future 2025 Euro Series: R1 - Campillos (ESP) 26-29/03/2025

Page 3 / 3

www.championskarting.com / RGMCM

 Apex Timing GoRacing 

OK
Qualifying Heat B-C
Document 42
Starting Grid

Subject to scrutineering & sporting investigations


31 th	238 DOLEH Zak KR / IAME		16	269 ALATORRE ARTIGAS Mariano KR		32 th
29 th	218 SVAHN Vilmer HENZA / IAME		15	309 KARA OSMAN Amin EXPRIT / TM		30 th
27 th	245 FLUXA CROSS Luna KR / IAME		14	260 CEGIELSKI Franciszek KR / TM		28 th
25 th	216 LUTHARDT Carl HENZA / IAME		13	268 GARCIA LOPEZ Aaron KR		26 th
23 th	276 LOWETTE Beau PAROLIN / TM		12	211 GALAN Oskar KR / IAME		24 th
21 th	295 KAMENIK Jakub KR / IAME		11	220 HELDER Jorn HENZA / IAME		22 th
19 th	212 HAKKINEN Ella KR / IAME		10	252 MATSUI Sara KR / IAME		20 th
17 th	205 DRUMMOND Zac KR / IAME		9	239 SAVELEV Makar KR / IAME		18 th
15 th	288 BATTIG Chiara KR / IAME		8	296 GARST Marco KR / IAME		16 th
13 th	230 BOTTARO Davide CRG / IAME		7	253 KUKLANE Roland KR / TM		14 th
11 th	297 NILSSON Leo KR / IAME		6	306 ANDRIOTIS Paul ENERGY CORSE / TM		12 th
9 th	249 AKSOY Alp KR / IAME		5	214 PAVAN Sebastiano TONY KART / TM		10 th
7 th	231 MARSH Scott KR / IAME		4	213 KACZYNSKI Elliot TONY KART / TM		8 th
5 th	271 BURNETT Jensen EXPRIT / TM		3	287 SMITH Joseph KR / IAME		6 th
3 rd	201 TURNEY Joe KR / IAME		2	251 MICALLEF Jacob KR / IAME		4 th
1 st	227 KAMYAB Roman LN / TM		1	206 PESL Jindrich TONY KART / VORTEX		2 nd

POLE POSITION




Start : 28/03 - 17:05 10 Laps = 15.880 km

Timekeeper



Race Director



Champions of the Future 2025 Euro Series: R1 - Campillos (ESP) 26-29/03/2025

Page 1 / 1

www.championskarting.com / RGMCC

 Apex Timing GoRacing 

OK

Qualifying Heat A-F Results

Document 59.1

Subject to scrutineering & sporting investigations

Rnk	No.	Competitor	E. Nat	Driver	D. Nat	Equipment	Laps	Gap	Interv.	Best lap	Spd	Penalty	Points
1	▲6	229	ITA	ITA	SWE	CRG / TM	10			1:00.731	118.0		50
2	▼1	277	ITA	ITA	ESP	PAROLIN / TM	10	0.162	0.162	1:00.705	119.7		44
3	▲12	266	ITA	ITA	ESP	BIREL ART / TM KART	10	1.637	1.475	1:00.815	121.2		41
4	▼1	256	ITA	ITA	BEL	KR / IAME	10	2.154	0.517	1:00.834	119.2		38
5	▼1	242	ITA	ITA	ITA	KR / IAME	10	3.364	1.210	1:00.751	119.8		36
6	▲4	217	ITA	NED	FIN	HENZA / IAME	10	4.513	1.149	1:00.819	120.4		34
7	▼2	273	ITA	GBR	GBR	EXPRIT / TM	10	4.890	0.377	1:00.951	119.2		32
8	▲1	233	ITA	FIN	SWE	KR / IAME	10	5.700	0.810	1:00.949	120.1		30
9	▲2	248	ITA	ITA	AUS	KR / IAME	10	6.537	0.837	1:00.985	119.8		28
10	▼4	244	ITA	ITA	AUS	KR / IAME	10	7.254	0.717	1:00.928	120.1		27
11	▲5	255	ITA	ITA	CHN	KR / IAME	10	8.699	1.445	1:00.976	119.5		26
12	▲7	250	ITA	ITA	POL	KR / IAME	10	9.434	0.735	1:01.208	118.1		25
13	▼5	305	ITA	ITA	ITA	PAROLIN / TM	10	11.153	1.719	1:01.338	117.7		24
14	▲7	219	ITA	NED	NED	HENZA / IAME	10	12.318	1.165	1:01.230	119.7		23
15	▼1	259	ITA	GBR	GER	KR / IAME	10	12.366	0.048	1:01.220	120.2		22
16	▼4	299	ITA	ITA	POR	CRG / IAME	10	13.310	0.944	1:01.261	119.0		21
17	▲5	228	ITA	ITA	GBR	CRG / IAME	10	13.418	0.108	1:01.322	118.4		20
18	=	275	ITA	ITA	ESP	PAROLIN / TM	10	13.732	0.314	1:01.462	120.0		19
19	▼17	302	ITA	ITA	GBR	BIREL ART / TM	10	15.467	1.735	1:00.935	121.2	+5.000	18
20	▲12	237	ITA	ITA	FRA	CRG / IAME	10	15.548	0.081	1:01.380	118.1		17
21	▲2	281	ITA	BEL	LIT	KR / IAME	10	15.794	0.246	1:01.068	120.1		16
22	▼5	226	ITA	GBR	GER	LN / TM	10	20.320	4.526	1:01.890	119.9		15
23	▲6	284	ITA	FRA	UKR	KR / IAME	10	21.362	1.042	1:01.451	117.5		14
24	▲1	294	ITA	SMR	SUI	KR / IAME	10	21.964	0.602	1:01.278	119.2		13
25	▲5	225	ITA	GBR	ITA	LN / TM	10	22.886	0.922	1:01.348	120.6		12
26	▼2	267	ITA	ESP	ESP	KR	10	23.202	0.316	1:01.222	118.5	+5.000	11
27	=	292	ITA	SWE	DEN	TONY KART / TM	10	24.712	1.510	1:01.508	119.0	+5.000	10
28	=	293	ITA	CZE	CZE	EXPRIT	10	26.849	2.137	1:01.395	120.0	+5.000	9
29	▼16	262	ITA	POL	POL	KR / TM	9	1 Lap	1 Lap	1:00.676	121.4		8
30	▼10	278	ITA	BEL	NOR	KR / IAME	5	5 Laps	4 Laps	1:01.531	119.6		7
31	=	303	ITA	FRA	SEN	KR / TM	1	9 Laps	4 Laps	1:08.025	116.7		6
32	▼6	310	ITA	BEL	ITA	KR	0	10 Laps	1 Lap				5

No.302 SHARP Aston : 5 sec penalty for overtaking the pole positions before the start was given (art. 2.20 CIK General Prescriptions). According to Stewards' Decision No.92.
 No.267 TORT MAS Lluís : 5 sec time penalty for incorrectly installed Front Fairing or incorrect position of front fairing. According to Stewards' Decision No.93-267.
 No.292 JUNCHER Marcus : 5 sec time penalty for incorrectly installed Front Fairing or incorrect position of front fairing. According to Stewards' Decision No.93-292.
 No.293 POKORNY Daniel : 5 sec time penalty for incorrectly installed Front Fairing or incorrect position of front fairing. According to Stewards' Decision No.93-293.

Leaders : No.256 VAN LANGENDONCK Dries (1-1) / No.229 GUSTAFSSON Viktor (2-10)

Start Time : 28/03 - 17:26:16

Best lap : No.262 LYZEN Borys 1:00.676 94.22 kph

Weather : Sunny Air : 19°C Track : Dry

Event Record : No.277 COSTOYA Christian 59.897 95.44 kph

No.302 INVEST 00:45

Steward #1

Steward #2

Steward #3

DOCUMENT N° 92

**DÉCISION DES COMMISSAIRES SPORTIFS
STEWARDS' DECISION**

PÉNALITÉ INFLIGÉE AU CONCURRENT (NOM) : **CL RACING TEAM**
PENALTY INFLICTED UPON THE ENTRANT (NAME):

NATIONALITÉ / NATIONALITY: **ITA**

N°: **302** PILOTE : **SHARP Aston**
No.: DRIVER :

Concerne la partie de l'Épreuve : **OK - Qualifying Heat A-F**
Concerns the part of the event:

ÉNONCÉ / STATEMENT:

5 sec time penalty in the above mentioned session

MOTIF / REASON:

The Stewards having received a report from the Judge of Facts (Doc n° 78) requested by the Race Director, having examined this report, have considered the following matter, determine the following: _The above-mentioned Driver started the race ahead of the pole position at the moment the start was given. _This fact is a violation against Art. 2.20.a K of the 2025 CIK-FIA General Prescriptions. _The Stewards impose this penalty according to Art. 2.20a and Art.2.24 of the 2025 CIK-FIA General Prescriptions and Art.12.4 of the 2025 FIA International Sporting Code. _The Competitor is reminded that, in accordance with Art. 26.4 of the 2025 Championship Sporting Regulations the above penalty is not susceptible to appeal.

**Décision annoncée
Decision announced**

Date / Date: **28/03/2025**

Heure / Time: **17:34**

Nom / Name

Signature

Président du Collège / *Chairman of the Panel:*

Kris LAMBRECHT (BEL)



Membres du Collège / *Members of the Panel:*

Pere SAURA (ESP)



Jose M. MONTES (ESP)



NOTIFICATION AU CONCURRENT CONCERNÉ / NOTIFICATION TO THE RELEVANT ENTRANT

Je soussigné :

I undersigned: Nom personnel / *personal name*

Représentant du Concurrent : **CL RACING TEAM**

Representing the Entrant: Nom du Concurrent / *Entrant's name*

Certifie avoir reçu notification du document N° **92** des Commissaires Sportifs de l'Épreuve.
Certify that I have been notified of document No. **92** *by the Stewards of the Meeting.*

Date :

Heure / Time:

Signature :

OK

Qualifying Heat A-F

For information purposes. No official / regulatory value

Lap Chart

	1	2	3	4	5	6	7	8	9	10	11	12	13	14	15	16	17	18	19	20	21	22	23	24	25	26	27	28	29	30	31	32
Grid	277	302	256	242	273	244	229	305	233	217	248	299	262	259	266	255	226	275	250	278	219	228	281	267	294	310	292	293	284	225	303	237
Start	302	277	242	256	244	273	305	229	217	233	299	259	255	248	262	275	266	278	228	226	267	293	250	225	219	281	294	292	284	303	237	
Lap 1 Interval	256	277	229	273	233	242	266	248	262	244	217	302	305	255	275	278	299	228	226	250	293	225	259	219	281	267	237	292	284	303	294	0.0
Lap 2	229	256	277	242	266	262	233	273	248	217	302	244	255	278	305	275	228	250	226	299	259	293	219	225	281	237	284	267	292	284	294	
Lap 3	229	256	277	266	262	233	242	273	217	302	248	278	244	255	250	275	305	299	228	226	259	219	293	225	281	237	284	292	294	267		
Lap 4	229	256	277	266	262	242	273	233	217	248	244	302	278	255	250	305	299	228	259	275	219	226	293	225	237	284	281	294	292	267		
Lap 5	229	277	266	256	262	242	273	217	233	248	278	244	255	250	305	299	228	302	219	259	226	275	225	237	281	293	267	284	294	292		
Lap 6	229	277	266	262	256	242	273	217	233	248	244	255	250	305	302	228	219	299	259	275	226	225	237	281	293	267	294	292	284			
Lap 7	229	277	266	262	256	242	217	273	233	248	244	255	250	305	302	219	228	259	299	275	226	237	225	281	293	267	294	292	284			
Lap 8	229	277	266	262	256	242	217	273	233	248	244	255	250	302	305	219	228	259	299	275	237	281	226	225	267	294	293	292	284			
Lap 9	229	277	266	262	256	242	217	273	233	248	244	255	250	302	305	219	259	228	299	275	237	281	267	226	292	225	284	294	293			
Lap 10	229	277	266	256	242	217	273	233	248	244	255	250	302	305	219	259	299	228	275	237	281	267	292	226	284	293	294	225				

Timekeeper *Albert Perez*

Race Director *[Signature]*



OK
Qualifying Heat A-F Analysis

For information purposes. No official / regulatory value

Laps	Sector 1	Sector 2	Sector 3	Lap Time	Spd	Laps	Sector 1	Sector 2	Sector 3	Lap Time	Spd	Laps	Sector 1	Sector 2	Sector 3	Lap Time	Spd
No.217 KOIVISTO Emeeli						No.228 MINNS Sebastian						No.242 MARTINESE Iacopo					
1	22.085	26.221	16.597	1:04.903	119	7	19.939	26.296	16.821	1:03.056	118	3	20.011	26.015	16.609	1:02.635	115
2	19.726	25.846	16.740	1:02.312	119	8	20.299	26.991	16.532	1:03.822	118	4	19.607	26.132	16.408	1:02.147	119
3	19.832	25.806	15.925	1:01.563	120	9	20.570	26.154	16.783	1:03.507	116	5	19.763	25.732	15.927	1:01.422	119
4	19.527	25.535	16.470	1:01.532	120	10	20.310	25.819	16.029	1:02.158	118	6	19.514	25.725	16.148	1:01.387	120
5	19.540	25.594	16.171	1:01.305	119	No.229 GUSTAFSSON Viktor						7	19.890	26.243	16.790	1:02.923	118
6	19.472	25.509	15.838	1:00.819	120	1	22.719	27.023	16.367	1:06.109	117	8	19.943	25.668	16.020	1:01.631	118
7	19.420	25.528	15.992	1:00.940	119	2	19.964	25.901	16.069	1:01.934	119	9	19.488	25.711	16.423	1:01.622	117
8	19.546	25.607	15.858	1:01.011	119	3	20.387	26.693	16.301	1:03.381	119	10	19.614	25.782	15.984	1:01.380	118
9	19.486	25.517	15.840	1:00.843	119	4	19.850	25.752	16.405	1:02.007	120	No.244 FRANCIS Lewis					
10	19.525	25.651	15.853	1:01.029	119	5	19.711	26.138	16.405	1:02.254	120	1	21.260	26.075	16.224	1:03.559	118
No.219 BRALIC Jason						No.233 KINNMARK Oliver						No.248 ANAGNOSTIADIS James					
1	23.008	27.405	16.261	1:06.674	118	7	20.065	25.771	16.101	1:01.937	118	2	19.895	25.913	16.004	1:01.812	120
2	20.477	26.827	16.457	1:03.761	118	8	19.581	25.771	15.970	1:01.322	118	3	19.597	26.226	16.853	1:02.676	120
3	19.674	25.635	15.921	1:01.230	119	9	19.875	25.862	16.042	1:01.779	118	4	19.786	25.809	16.324	1:01.919	119
4	19.514	26.395	16.091	1:02.000	119	10	19.659	26.269	16.325	1:02.253	112	5	19.459	25.594	15.904	1:00.957	120
5	19.791	25.672	16.210	1:01.673	118	No.225 SUN Yibei						6	19.480	25.597	15.889	1:00.966	119
6	19.663	25.623	16.114	1:01.400	120	1	20.525	26.044	16.118	1:02.687	117	7	19.466	25.584	15.854	1:00.904	119
7	19.736	25.706	15.989	1:01.431	118	2	19.755	25.763	15.875	1:01.393	116	8	19.403	25.512	15.836	1:00.751	119
8	19.538	25.733	16.001	1:01.272	118	3	19.490	25.582	15.838	1:00.910	117	9	19.437	25.562	15.837	1:00.836	120
9	19.599	25.811	16.013	1:01.423	118	4	19.566	25.738	15.846	1:01.150	118	10	19.449	25.651	15.860	1:00.960	119
10	19.663	25.894	16.404	1:01.961	117	5	19.525	25.629	15.863	1:01.017	118	No.226 KORNDER Luke					
No.222 GUSTAFSSON Viktor						No.237 NOUGUEYREDE Clovis						No.248 ANAGNOSTIADIS James					
1	20.525	26.044	16.118	1:02.687	117	1	1:47.646	28.212	16.391	-7.699	118	1	21.040	26.711	16.369	1:04.120	119
2	19.755	25.763	15.875	1:01.393	116	2	19.784	26.829	16.516	1:03.129	118	2	20.123	26.186	16.434	1:02.743	119
3	19.490	25.582	15.838	1:00.910	117	No.239 GUSTAFSSON Viktor						3	20.346	26.110	15.969	1:02.425	120
4	19.566	25.738	15.846	1:01.150	118	1	20.803	26.085	16.390	1:03.278	118	4	19.610	26.062	16.686	1:02.358	118
5	19.525	25.629	15.863	1:01.017	118	2	20.436	25.796	16.469	1:02.701	120	5	19.627	25.746	15.885	1:01.258	119
6	19.593	25.606	15.833	1:01.032	118	3	19.676	25.661	16.292	1:01.629	120	6	19.575	25.569	15.897	1:01.041	120
7	19.420	25.526	15.785	1:00.731	118	4	19.784	26.300	16.301	1:02.385	121	7	19.548	25.616	15.876	1:01.040	120
8	19.472	25.589	15.817	1:00.878	117	5	19.616	25.662	16.400	1:01.678	120	8	19.531	25.604	15.850	1:00.985	119
9	19.456	25.588	15.863	1:00.907	117	6	19.678	25.577	15.902	1:01.157	120	9	19.504	25.621	15.887	1:01.012	119
10	19.544	25.636	15.898	1:01.078	117	7	19.596	25.592	15.958	1:01.146	119	No.230 GUSTAFSSON Viktor					
No.230 GUSTAFSSON Viktor						No.231 KINNMARK Oliver						No.232 GUSTAFSSON Viktor					
1	20.525	26.044	16.118	1:02.687	117	1	20.803	26.085	16.390	1:03.278	118	1	20.525	26.044	16.118	1:02.687	117
2	19.755	25.763	15.875	1:01.393	116	2	20.436	25.796	16.469	1:02.701	120	2	19.755	25.763	15.875	1:01.393	116
3	19.490	25.582	15.838	1:00.910	117	3	19.676	25.661	16.292	1:01.629	120	3	19.490	25.582	15.838	1:00.910	117
4	19.566	25.738	15.846	1:01.150	118	4	19.784	26.300	16.301	1:02.385	121	4	19.566	25.738	15.846	1:01.150	118
5	19.525	25.629	15.863	1:01.017	118	5	19.616	25.662	16.400	1:01.678	120	5	19.525	25.629	15.863	1:01.017	118
6	19.593	25.606	15.833	1:01.032	118	6	19.678	25.577	15.902	1:01.157	120	6	19.593	25.606	15.833	1:01.032	118
7	19.420	25.526	15.785	1:00.731	118	7	19.596	25.592	15.958	1:01.146	119	7	19.420	25.526	15.785	1:00.731	118
8	19.472	25.589	15.817	1:00.878	117	8	19.547	25.607	15.860	1:01.014	120	8	19.472	25.589	15.817	1:00.878	117
9	19.456	25.588	15.863	1:00.907	117	9	19.504	25.553	15.892	1:00.949	120	9	19.456	25.588	15.863	1:00.907	117
10	19.544	25.636	15.898	1:01.078	117	10	19.522	25.844	16.103	1:01.469	119	10	19.544	25.636	15.898	1:01.078	117


 Timekeeper 

 Race Director 


OK
Qualifying Heat A-F Analysis

For information purposes. No official / regulatory value

Laps	Sector 1	Sector 2	Sector 3	Lap Time	Spd	Laps	Sector 1	Sector 2	Sector 3	Lap Time	Spd	Laps	Sector 1	Sector 2	Sector 3	Lap Time	Spd
10	19.569	25.642	15.887	1:01.098	119	6	19.790	25.715	16.247	1:01.752	120	3	19.704	25.677	16.402	1:01.783	121
No.250 KOWALCZYK Klara						7	19.822	25.585	15.938	1:01.345	120	4	19.796	25.814	16.333	1:01.943	120
1	23.073	27.012	16.019	1:06.104	118	8	19.677	25.776	15.918	1:01.371	120	5	19.600	25.647	16.039	1:01.286	119
2	20.095	25.911	16.014	1:02.020	118	9	19.623	25.655	15.942	1:01.220	120	6	19.531	25.533	15.887	1:00.951	119
3	19.901	26.025	16.143	1:02.069	118	10	19.568	25.687	16.369	1:01.624	118	7	19.515	25.536	16.252	1:01.303	120
4	19.546	25.766	15.983	1:01.295	119	No.262 LYZEN Borys						8	19.624	25.679	15.906	1:01.209	119
5	20.543	25.964	16.274	1:02.781	119	1	21.421	26.382	16.348	1:04.151	120	9	19.493	25.574	15.924	1:00.991	119
6	19.572	25.727	15.935	1:01.234	119	2	19.718	25.507	16.213	1:01.438	120	10	19.484	25.573	15.928	1:00.985	119
7	19.560	25.734	15.967	1:01.261	119	3	19.454	25.733	16.418	1:01.605	120	No.275 MARTI Hugo					
8	19.526	25.735	15.953	1:01.214	118	4	19.416	25.421	15.861	1:00.698	121	1	22.540	26.891	16.224	1:05.655	118
9	19.526	25.774	15.911	1:01.211	118	5	19.401	25.445	15.830	1:00.676	121	2	20.116	26.058	16.173	1:02.347	119
10	19.545	25.711	15.952	1:01.208	118	6	19.473	25.502	15.980	1:00.955	120	3	20.258	26.393	16.227	1:02.878	119
No.255 ZHAO Zijun						7	19.510	25.492	15.853	1:00.855	121	4	20.475	26.969	16.122	1:03.566	119
1	22.550	26.805	15.989	1:05.344	119	8	19.440	25.566	15.852	1:00.858	121	5	20.530	25.942	16.082	1:02.554	120
2	19.863	26.040	16.327	1:02.230	119	9	19.448	25.573	15.872	1:00.893	121	6	19.800	26.012	16.052	1:01.864	119
3	20.376	25.809	16.197	1:02.382	120	No.266 GONZALEZ Eloi						7	19.659	25.742	16.061	1:01.462	120
4	19.708	25.603	16.651	1:01.962	117	1	21.123	26.317	15.942	1:03.382	121	8	19.748	25.825	16.024	1:01.597	118
5	20.660	26.137	16.018	1:02.815	119	2	19.713	25.952	16.048	1:01.713	121	9	19.788	25.762	16.050	1:01.600	118
6	19.466	25.674	15.978	1:01.118	119	3	19.479	25.880	15.886	1:01.245	120	10	19.760	25.879	16.031	1:01.670	119
7	19.500	25.565	15.915	1:00.980	119	4	19.506	25.506	15.840	1:00.852	121	No.277 COSTOYA Christian					
8	19.514	25.594	15.868	1:00.976	119	5	19.404	25.565	15.914	1:00.883	121	1	20.348	26.188	16.346	1:02.882	117
9	19.599	25.683	15.926	1:01.208	118	6	19.456	25.524	15.835	1:00.815	121	2	20.228	25.814	16.050	1:02.092	120
10	19.595	25.713	15.922	1:01.230	119	7	19.479	25.532	15.855	1:00.866	120	3	19.646	25.653	15.955	1:01.254	119
No.256 VAN LANGENDONCK Dries						8	19.498	25.611	15.836	1:00.945	121	4	19.653	25.560	15.880	1:01.093	121
1	20.357	25.916	16.409	1:02.682	117	9	19.516	25.701	15.870	1:01.087	120	5	19.579	25.474	15.849	1:00.902	119
2	20.152	25.767	16.028	1:01.947	117	10	19.520	25.585	16.141	1:01.246	119	6	19.439	25.492	15.840	1:00.771	119
3	19.666	25.639	16.008	1:01.313	117	No.267 TORT MAS Lluís						7	19.373	25.504	15.828	1:00.705	119
4	19.532	25.636	15.937	1:01.105	118	1	23.308	28.471	16.245	1:08.024	117	8	19.430	25.483	15.807	1:00.720	119
5	19.870	25.637	16.183	1:01.690	119	2	19.949	26.838	17.000	1:03.787	119	9	19.463	25.542	15.832	1:00.837	119
6	19.535	25.550	16.263	1:01.348	119	3	20.205	26.543	16.110	1:02.858	119	10	19.551	25.523	15.837	1:00.911	119
7	19.571	25.515	15.930	1:01.016	119	4	19.820	25.941	16.485	1:02.246	118	No.278 KLEMETSEN Vegard					
8	19.471	25.524	15.911	1:00.906	119	5	20.391	26.411	16.469	1:03.271	117	1	22.638	27.086	16.106	1:05.830	118
9	19.445	25.503	15.886	1:00.834	119	6	19.565	25.673	15.984	1:01.222	118	2	19.570	25.876	16.359	1:01.805	118
10	19.533	25.837	15.871	1:01.241	118	7	19.584	25.801	16.037	1:01.422	118	3	20.030	25.802	16.017	1:01.849	119
No.259 STADTLER Oliver						8	19.886	26.669	16.563	1:03.118	119	4	19.393	25.783	17.065	1:02.241	117
1	23.136	28.081	16.318	1:07.535	119	9	20.173	25.749	15.931	1:01.853	118	5	20.241	25.404	15.886	1:01.531	119
2	20.380	25.821	16.044	1:02.245	118	10	19.575	25.869	15.969	1:01.413	117	No.281 SILKUNAS Markas					
3	19.593	26.545	16.315	1:02.453	120	No.273 WHERRELL Lewis						1	22.788	27.848	16.093	1:06.729	120
4	19.771	26.263	16.002	1:02.036	119	1	20.594	26.350	16.345	1:03.289	119	2	20.427	26.858	16.676	1:03.961	120
5	19.496	26.160	16.730	1:02.386	117	2	19.876	26.497	16.638	1:03.011	120	3	19.773	25.970	16.769	1:02.512	119

 Timekeeper 

 Race Director 


OK
Qualifying Heat A-F Analysis

For information purposes. No official / regulatory value

Laps	Sector 1	Sector 2	Sector 3	Lap Time	Spd	Laps	Sector 1	Sector 2	Sector 3	Lap Time	Spd	Laps	Sector 1	Sector 2	Sector 3	Lap Time	Spd
No.284 BROVKO Mark						No.294 ZASOV Georgiy						No.299 NETO Maria					
4	19.695	26.455	16.585	1:02.735	120	1	22.616	28.446	17.313	1:08.375	115	5	19.807	26.174	16.047	1:02.028	118
5	20.129	26.048	16.042	1:02.219	119	2	20.168	26.331	16.261	1:02.760	118	6	19.734	25.847	16.071	1:01.652	118
6	19.510	25.661	15.897	1:01.068	120	3	20.194	26.181	16.141	1:02.516	118	7	19.673	25.841	16.051	1:01.565	117
7	19.633	25.835	16.905	1:02.373	120	4	19.785	25.819	16.602	1:02.206	118	8	19.655	25.793	16.203	1:01.651	118
8	20.115	26.291	15.908	1:02.314	119	5	20.765	26.305	16.587	1:03.657	119	9	19.688	25.798	15.966	1:01.452	118
9	19.637	25.574	15.920	1:01.131	119	6	19.697	25.775	16.064	1:01.536	118	10	19.623	25.783	15.932	1:01.338	117
10	19.615	25.676	15.883	1:01.174	119	7	19.477	25.794	16.007	1:01.278	119						
1	22.935	28.118	16.891	1:07.944	116	8	19.621	26.651	16.694	1:02.966	117						
2	19.834	26.212	16.728	1:02.774	117	9	20.817	26.357	16.395	1:03.569	118						
3	19.854	25.966	16.547	1:02.367	114	10	20.781	26.125	16.308	1:03.214	116						
4	19.750	26.026	16.527	1:02.303	118												
5	20.787	26.415	16.741	1:03.943	118	No.302 SHARP Aston						1	22.592	27.358	16.489	1:06.439	117
6	20.340	25.859	16.002	1:02.201	118	2	20.830	26.003	16.029	1:02.862	117	2	20.830	26.003	16.029	1:02.862	117
7	19.516	25.746	16.189	1:01.451	117	3	19.693	26.423	16.214	1:02.330	118	3	19.693	26.423	16.214	1:02.330	118
8	19.835	25.943	16.697	1:02.475	117	4	20.157	25.809	16.134	1:02.100	118	4	20.157	25.809	16.134	1:02.100	118
9	20.427	26.334	16.358	1:03.119	118	5	19.617	26.208	16.428	1:02.253	117	5	19.617	26.208	16.428	1:02.253	117
10	20.221	26.164	16.389	1:02.774	115	6	20.401	25.663	16.350	1:02.414	118	6	20.401	25.663	16.350	1:02.414	118
No.292 JUNCHER Marcus						7	20.057	25.800	15.952	1:01.809	119	7	20.057	25.800	15.952	1:01.809	119
1	22.639	28.338	16.728	1:07.705	119	8	19.565	25.741	15.955	1:01.261	119	8	19.565	25.741	15.955	1:01.261	119
2	19.913	26.518	16.795	1:03.226	119	9	19.688	25.876	15.974	1:01.538	119	9	19.688	25.876	15.974	1:01.538	119
3	20.191	25.998	16.170	1:02.359	119	10	19.670	26.005	16.298	1:01.973	118	10	19.670	26.005	16.298	1:01.973	118
4	19.869	25.884	16.810	1:02.563	121												
5	20.579	26.548	16.565	1:03.692	121												
6	19.935	25.668	16.089	1:01.692	120												
7	19.576	25.739	16.359	1:01.674	120												
8	19.763	26.040	16.677	1:02.480	120												
9	20.215	25.893	16.728	1:02.836	118												
10	19.850	25.789	15.869	1:01.508	118												
No.293 POKORNY Daniel																	
1	22.795	27.493	16.375	1:06.663	119												
2	20.789	26.785	16.622	1:04.196	117												
3	20.049	26.227	16.296	1:02.572	119												
4	19.622	26.404	16.530	1:02.556	118												
5	20.514	26.313	16.179	1:03.006	118												
6	19.689	25.752	15.954	1:01.395	120												
7	19.554	25.797	16.569	1:01.920	119												
8	20.146	27.180	16.623	1:03.949	120												
9	20.508	26.683	16.408	1:03.599	120												
10	20.562	26.084	16.347	1:02.993	117												

Timekeeper

Race Director



OK
Qualifying Heat A-F
Document 41
Starting Grid

Subject to scrutineering & sporting investigations


31 th	303 AUTMAITRE Mathis KR / TM		16	237 NOUGUEYREDE Clovis CRG / IAME		32 th
29 th	284 BROVKO Mark KR / IAME		15	225 SUN Yibei LN / TM		30 th
27 th	292 JUNCHER Marcus TONY KART / TM		14	293 POKORNY Daniel EXPRIT		28 th
25 th	294 ZASOV Georgiy KR / IAME		13	310 MEUNIER Senna KR		26 th
23 th	281 SILKUNAS Markas KR / IAME		12	267 TORT MAS Lluís KR		24 th
21 th	219 BRALIC Jason HENZA / IAME		11	228 MINNS Sebastian CRG / IAME		22 th
19 th	250 KOWALCZYK Klara KR / IAME		10	278 KLEMETSEN Vegard KR / IAME		20 th
17 th	226 KORNDER Luke LN / TM		9	275 MARTI Hugo PAROLIN / TM		18 th
15 th	266 GONZALEZ Eloi BIREL ART / TM KART		8	255 ZHAO Zijun KR / IAME		16 th
13 th	262 LYZEN Borys KR / TM		7	259 STADTLER Oliver KR / IAME		14 th
11 th	248 ANAGNOSTIADIS James KR / IAME		6	299 NETO Maria CRG / IAME		12 th
9 th	233 KINMARK Oliver KR / IAME		5	217 KOIVISTO Emeeli HENZA / IAME		10 th
7 th	229 GUSTAFSSON Viktor CRG / TM		4	305 FIRHAND Qarrar PAROLIN / TM		8 th
5 th	273 WHERRELL Lewis EXPRIT / TM		3	244 FRANCIS Lewis KR / IAME		6 th
3 rd	256 VAN LANGENDONCK Dries KR / IAME		2	242 MARTINESE Iacopo KR / IAME		4 th
1 st	277 COSTOYA Christian PAROLIN / TM		1	302 SHARP Aston BIREL ART / TM		2 nd

POLE POSITION




Start : 28/03 - 16:25 10 Laps = 15.880 km

Timekeeper



Race Director



Champions of the Future 2025 Euro Series: R1 - Campillos (ESP) 26-29/03/2025

Page 1 / 1

www.championskarting.com / RGMCM

 Apex Timing GoRacing 

OK

Qualifying Heat D-E

Document 58.1

Results

Subject to scrutineering & sporting investigations

Rnk	No.	Competitor	E. Nat	Driver	D. Nat	Equipment	Laps	Gap	Interv.	Best lap	Spd	Penalty	Points
1	▲4	241 KR MOTORSPORT	ITA	KOLOVOS Stylianos Taxiarchis	GBR	KR / IAME	10			1:01.019	120.8		50
2	▲13	263 VAR BY BIREL	ITA	WOLFE Noah	GBR	BIREL ART / TM KART	10	1.302	1.302	1:00.890	120.4		44
3	▲5	289 VICTORYLANE KARTING	FRA	COCHET Louis	FRA	KR / IAME	10	1.411	0.109	1:00.640	121.0		41
4	▬	240 KR MOTORSPORT	ITA	KELLEHER Daniel	IRL	KR / IAME	10	1.598	0.187	1:01.158	120.7		38
5	▼2	246 PREMA RACING SRL	ITA	CRAIGIE Kenzo	GBR	KR / IAME	10	1.619	0.021	1:01.075	118.9		36
6	▬	291 PAROLIN MOTORSPORT	ITA	DERUNOV Efim	KGZ	PAROLIN / TM	10	2.728	1.109	1:00.582	119.7		34
7	▼5	272 FORZA RACING	GBR	SALA Filippo	ITA	EXPRIT / TM	10	2.850	0.122	1:01.197	119.9		32
8	▼7	202 VDK RACING	BEL	RAMAEKERS Thibaut	BEL	KR / IAME	10	3.443	0.593	1:01.280	120.3		30
9	▲7	290 VICTORYLANE KARTING	FRA	CHARTIER Alexander	CAN	KR / IAME	10	3.471	0.028	1:00.750	121.1		28
10	▼1	264 BIREL ART RACING	ITA	IVANNIKOV Vladimir	ITA	BIREL ART / TM KART	10	3.569	0.098	1:01.028	122.5		27
11	▲1	236 DPK RACING	ESP	KERDAL François Dario	SUI	KR / IAME	10	5.057	1.488	1:00.984	119.2		26
12	▲2	247 KR MOTORSPORT	ITA	BERNOLDI Bernardo	ITA	KR	10	5.769	0.712	1:01.123	120.5		25
13	▼2	223 TONY KART RACING TEAM	ITA	PRADIER Thomas Cyrille	FRA	TONY KART / VORTEX	10	6.400	0.631	1:01.220	120.4		24
14	▼7	222 TONY KART RACING TEAM	ITA	RASMUSSEN Oliver Fodor	DEN	TONY KART / VORTEX	10	6.580	0.180	1:01.331	119.4		23
15	▼2	298 TONY KART RACING TEAM	ITA	ROCCHIO Gino	ITA	TONY KART / VORTEX	10	7.606	1.026	1:01.468	119.9		22
16	▲2	254 KR MOTORSPORT	ITA	PEDERSEN Dean	USA	KR / IAME	10	7.855	0.249	1:01.132	117.5		21
17	▼7	279 VDK RACING	BEL	CORBI Matt	SUI	KR / IAME	10	8.879	1.024	1:01.176	118.3		20
18	▲6	280 VDK RACING	BEL	STILLER Peter	ITA	KR / IAME	10	10.350	1.471	1:01.246	119.3		19
19	▲3	232 DPK RACING	ESP	ARNAUDO Fausto	ARG	KR / IAME	10	10.364	0.014	1:01.195	118.9		18
20	▲6	274 KBK COMPETITION	FRA	ROUSSEL Romeo	FRA	KR / IAME	10	12.169	1.805	1:01.279	120.5		17
21	▲7	234 DPK RACING	ESP	GREEN Zac	GBR	KR / IAME	10	14.026	1.857	1:01.033	118.8	+5.000	16
22	▲5	301 CRG RACING TEAM	ITA	GIRARDET Alois	FRA	CRG / IAME	10	14.758	0.732	1:01.563	117.3		15
23	▼2	257 MP KARTRACING	NED	SACHSE Bertram	DEN	HENZA / IAME	10	16.281	1.523	1:01.989	117.2		14
24	▼1	265 BIREL ART RACING	ITA	PARKER Skye	GBR	BIREL ART / TM KART	10	16.843	0.562	1:01.334	118.2	+5.000	13
25	▲6	282 VDK RACING	BEL	HARASTEY Daniel	CZE	KR / IAME	10	17.524	0.681	1:01.918	116.6		12
26	▲3	304 KBK COMPETITION	FRA	GHEYSEN Lucas	BRA	KR / TM	10	17.589	0.065	1:01.117	119.5		11
27	▲5	258 VDK RACING	BEL	HOANG Arthur	BEL	KR	10	17.667	0.078	1:01.949	118.3		10
28	▲2	261 KRZ MOTORSPORT	POL	RAFALIK Maksymilian	POL	KR / TM	10	17.938	0.271	1:01.026	121.0	+5.000	9
29	▼9	307 ENERGY CORSE SRL	ITA	KRUTOHOLOV Lev	UKR	ENERGY CORSE / IAME	0	10 Laps	10 Laps			+5.000	8
30	▼5	286 VICTORYLANE KARTING	FRA	ANZHE Sun	ITA	KR / IAME	0	10 Laps				+5.000	7

No.234 GREEN Zac : 5 sec time penalty for incorrectly installed Front Fairing or incorrect position of front fairing. According to Stewards' Decision No.87-234.
 No.265 PARKER Skye : 5 sec time penalty for incorrectly installed Front Fairing or incorrect position of front fairing. According to Stewards' Decision No.87-265.
 No.261 RAFALIK Maksymilian : 5 sec time penalty in the above mentioned session - Warning Flag (art. 26.1 Sporting Regulations). According to Stewards' Decision No.86.
 No.307 KRUTOHOLOV Lev : 5 sec time penalty for incorrectly installed Front Fairing or incorrect position of front fairing. According to Stewards' Decision No.87-307.
 No.286 ANZHE Sun : 5 sec time penalty for incorrectly installed Front Fairing or incorrect position of front fairing. According to Stewards' Decision No.87-286.

Not Classified

	235	DPK RACING	ESP	NIKISHOV Nikita	ESP	KR / IAME							6
	243	KR MOTORSPORT SRL	ITA	KAWPENG Sebastien	ITA	KR / IAME							6

Leaders : No.202 RAMAEKERS Thibaut (1-1) / No.246 CRAIGIE Kenzo (2-3) / No.241 KOLOVOS Stylianos Taxiarchis (4-10)

Start Time : 28/03 - 15:58:17

Best lap : No.291 DERUNOV Efim 1:00.582 94.36 kph

Weather : Sunny Air : 19°C Track : Dry

Event Record : No.277 COSTOYA Christian 59.897 95.44 kph

No.261 06:28 Lap 6

Steward #1

Steward #2

Steward #3

DOCUMENT N° 86
**DÉCISION DES COMMISSAIRES SPORTIFS
STEWARDS' DECISION**

 PÉNALITÉ INFLIGÉE AU CONCURRENT (NOM) : **KRZ MOTORSPORT**
 PENALTY INFLICTED UPON THE ENTRANT (NAME):

 NATIONALITÉ / NATIONALITY: **POL**

 N°: **261** PILOTE : **RAFALIK Maksymilian**
 No.: DRIVER :

 Concerne la partie de l'Épreuve : **OK - Qualifying Heat D-E**
 Concerns the part of the event:

ÉNONCÉ / STATEMENT:
5 sec time penalty in the above mentioned session - Warning Flag
MOTIF / REASON:

The Driver no. 261 caused a contact with kart no. 301 near MP 3 in lap 5. The driver concerned forced kart no 301 to loose his position (reported by Judge of Facts after video control, requested by Race Director, Doc n° 73). Having considered the report concerned and relevant video sequence the Stewards judged this incident as a violation against the article 26.1 of the Championship Sporting Regulations and art. 3.2.6.e of the 2025 Karting Code of Driving Conduct. The Competitor is reminded that, in accordance with art. 12.3.4 of the 2025 FIA International Sporting Code and art. 26.2 of the Championship Sporting Regulations the above penalty is not susceptible to appeal.

**Décision annoncée
Decision announced**

 Date / Date: **28/03/2025**

 Heure / Time: **16:41**

Nom / Name

Signature

Président du Collège / Chairman of the Panel:

Kris LAMBRECHT (BEL)


Membres du Collège / Members of the Panel:

Pere SAURA (ESP)

Jose M. MONTES (ESP)

NOTIFICATION AU CONCURRENT CONCERNÉ / NOTIFICATION TO THE RELEVANT ENTRANT

Je soussigné :

I undersigned: Nom personnel / personal name

 Représentant du Concurrent : **KRZ MOTORSPORT**
Representing the Entrant: Nom du Concurrent / Entrant's name

 Certifie avoir reçu notification du document N° **86** des Commissaires Sportifs de l'Épreuve.
 Certify that I have been notified of document No. by the Stewards of the Meeting.

Date :

Heure / Time:

Signature :

OK

Qualifying Heat D-E

For information purposes. No official / regulatory value

Lap Chart

	1	2	3	4	5	6	7	8	9	10	11	12	13	14	15	16	17	18	19	20	21	22	23	24	25	26	27	28	29	30	31	32
Grid	202	272	246	240	241	291	222	289	264	279	223	236	298	247	263	290	243	254	235	307	257	232	265	280	286	274	301	234	304	261	282	258
Start	202	246	272	241	240	222	291	264	289	223	279	298	236	247	263	290	257	265	254	286	301	307	232	304	282	280	234	274	261	258		
Lap 1 Interval	202	246	272	241	240	222	291	264	291	263	223	298	289	279	290	236	257	247	265	254	301	282	280	261	234	304	274	258	232			
		0.2	0.8	0.0	0.3	0.2	0.0	0.0	0.7	0.3	0.5	0.2	0.1	0.0	0.0	0.2	0.7	0.2	0.1	0.1	1.2	0.1	0.1	0.1	0.0	0.0	0.1	0.3				
Lap 2	246	202	241	272	240	264	222	263	291	223	289	290	298	236	279	247	257	254	265	301	261	280	234	282	274	232	304	258				
		0.2	0.5	0.2	0.3	0.7	0.0	0.3	0.2	0.0	0.0	0.9	0.4	0.2	0.3	0.1	0.0	0.2	0.2	0.1	0.8	0.2	0.8	0.1	0.0	0.1	0.3	0.1				
Lap 3	246	241	202	272	240	263	264	222	289	291	290	223	236	298	247	279	254	257	301	261	280	265	234	274	232	304	282	258				
		0.4	0.2	0.3	0.2	0.7	0.0	0.6	0.3	1.1	0.1	0.4	0.0	0.1	0.1	0.2	0.5	0.2	0.1	0.7	0.0	0.2	0.3	0.1	0.2	1.4	0.1	0.1				
Lap 4	241	246	202	240	263	272	264	289	222	291	290	236	223	298	247	254	301	261	279	257	280	265	234	274	232	304	282	258				
		0.0	0.3	0.7	0.1	0.0	0.2	0.4	0.6	0.4	0.3	1.1	0.1	0.3	0.3	1.3	0.1	0.0	0.4	0.1	0.2	0.1	0.1	0.1	0.1	0.6	0.9	0.1				
Lap 5	241	246	202	263	240	272	289	264	291	222	290	236	223	247	298	254	279	280	257	234	265	232	274	261	304	301	282	258				
		0.4	0.4	0.4	0.1	0.2	0.3	0.2	0.9	0.4	0.0	0.8	0.5	0.9	0.1	0.7	1.0	1.0	0.0	0.1	0.1	0.0	0.2	0.0	0.5	0.6	0.2	0.1				
Lap 6	241	246	263	202	240	289	272	264	291	290	222	236	223	247	298	254	279	280	234	232	265	257	274	261	301	304	282	258				
		0.4	0.8	0.1	0.1	0.4	0.1	0.1	0.6	0.6	0.6	0.3	0.8	0.7	0.5	0.6	0.8	1.2	0.1	0.9	0.9	0.2	0.1	0.0	0.2	0.4	0.0	0.1				
Lap 7	241	246	263	240	289	272	202	291	264	290	222	236	223	247	298	254	279	280	234	232	265	274	261	257	301	304	282	258				
		0.3	0.6	0.4	0.3	1.0	0.0	0.1	0.1	0.0	0.9	0.3	0.8	0.5	0.8	0.5	0.7	1.2	0.2	0.7	1.2	0.3	1.6	0.1	0.1	0.4	0.0	0.0				
Lap 8	241	246	263	289	240	272	291	202	264	290	236	222	223	247	298	254	279	234	280	232	265	274	261	301	257	282	304	258				
		0.4	0.2	0.5	0.1	1.3	0.1	0.3	0.5	0.0	0.7	0.0	0.4	0.5	1.2	0.4	1.0	0.8	0.1	0.5	1.4	0.3	1.4	0.7	0.3	1.1	0.1	0.1				
Lap 9	241	263	289	246	240	291	272	202	290	264	236	247	223	222	298	254	279	234	280	232	265	274	261	301	257	282	304	258				
		0.5	0.3	0.1	0.2	1.5	0.1	0.3	0.2	0.2	0.9	0.9	0.1	0.0	1.3	0.3	1.1	0.3	0.6	0.3	1.5	0.3	1.2	1.2	0.7	1.0	0.0	0.3				
Lap 10	241	263	289	240	246	291	272	202	290	264	236	247	223	222	298	254	279	234	280	232	265	274	261	301	257	282	304	258				
		1.3	0.1	0.1	0.0	1.1	0.1	0.5	0.0	0.0	1.4	0.7	0.6	0.1	1.0	0.2	1.0	0.1	1.3	0.0	1.4	0.3	0.7	1.8	1.5	1.2	0.0	0.0				

Timekeeper *Albert Perez*

Race Director *[Signature]*



OK
Qualifying Heat D-E Analysis

For information purposes. No official / regulatory value

Laps	Sector 1	Sector 2	Sector 3	Lap Time	Spd	Laps	Sector 1	Sector 2	Sector 3	Lap Time	Spd	Laps	Sector 1	Sector 2	Sector 3	Lap Time	Spd
No.202 RAMAEKERS Thibaut						7	19.606	25.674	15.940	1:01.220	118	3	19.467	25.672	15.880	1:01.019	120
1	20.308	25.974	16.063	1:02.345	119	8	19.532	25.749	15.920	1:01.201	119	4	19.461	25.540	16.123	1:01.124	118
2	19.874	26.139	16.204	1:02.217	119	9	19.551	25.707	15.937	1:01.195	118	5	19.477	25.625	15.917	1:01.019	118
3	19.770	26.030	16.057	1:01.857	121	10	19.628	25.644	16.306	1:01.578	117	6	19.444	25.661	15.958	1:01.063	119
4	19.630	25.664	15.986	1:01.280	120	No.234 GREEN Zac						7	19.608	25.716	16.023	1:01.347	118
5	19.756	25.740	15.932	1:01.428	120	1	24.561	26.519	17.332	1:08.412	117	8	19.653	25.731	16.038	1:01.422	118
6	19.591	25.663	16.347	1:01.601	121	2	20.109	26.102	16.293	1:02.504	118	9	19.637	25.673	16.001	1:01.311	117
7	19.986	26.269	16.628	1:02.883	120	3	19.560	25.718	16.112	1:01.390	119	10	19.591	25.696	15.977	1:01.264	118
8	20.111	25.708	15.900	1:01.719	120	4	19.572	26.199	16.373	1:02.144	119	No.246 CRAIGIE Kenzo					
9	19.711	25.708	15.932	1:01.351	120	5	19.816	25.938	16.250	1:02.004	118	1	20.540	25.844	16.078	1:02.462	118
10	19.638	25.701	16.106	1:01.445	118	6	19.674	25.752	15.920	1:01.346	118	2	19.832	25.878	16.060	1:01.770	118
No.222 RASMUSSEN Oliver Fodor						7	19.564	25.807	15.978	1:01.349	118	3	19.744	25.701	15.952	1:01.397	118
1	21.450	26.149	16.160	1:03.759	118	8	19.534	25.767	15.902	1:01.203	118	4	19.542	25.745	16.342	1:01.629	118
2	20.031	25.886	16.575	1:02.492	119	9	19.437	25.682	15.914	1:01.033	118	5	19.662	25.761	15.916	1:01.339	118
3	20.161	25.799	16.030	1:01.990	119	10	19.534	25.698	15.952	1:01.184	119	6	19.531	25.625	15.919	1:01.075	118
4	19.894	25.689	15.979	1:01.562	118	No.236 KERDAL François Dario						7	19.562	25.651	16.092	1:01.305	117
5	19.651	25.646	16.689	1:01.986	118	1	23.186	26.304	16.280	1:05.770	118	8	19.661	25.704	16.098	1:01.463	117
6	19.912	25.676	15.937	1:01.525	119	2	19.931	26.193	16.482	1:02.606	118	9	20.034	25.775	16.134	1:01.943	118
7	19.675	25.699	15.957	1:01.331	119	3	19.598	25.748	16.354	1:01.700	120	10	19.617	25.705	16.509	1:01.831	116
8	19.798	25.793	16.322	1:01.913	120	4	19.796	25.631	15.946	1:01.373	118	No.247 BERNOLDI Bernardo					
9	19.824	25.774	16.874	1:02.472	113	5	19.513	25.615	15.869	1:00.997	118	1	23.529	26.949	16.240	1:06.718	119
10	20.060	25.860	16.074	1:01.994	119	6	19.477	25.588	15.919	1:00.984	119	2	19.857	25.719	16.550	1:02.126	120
No.223 PRADIER Thomas Cyrille						7	19.631	25.670	15.949	1:01.250	119	3	19.643	25.497	16.281	1:01.421	121
1	22.107	26.129	16.592	1:04.828	118	8	19.654	25.785	16.066	1:01.505	119	4	20.552	25.439	15.966	1:01.957	120
2	19.738	25.819	16.302	1:01.859	117	9	19.705	25.732	16.001	1:01.438	117	5	19.607	26.045	15.899	1:01.551	120
3	20.198	26.304	16.920	1:03.422	119	10	19.762	25.801	16.032	1:01.595	117	6	19.485	25.738	15.900	1:01.123	120
4	19.757	25.678	16.209	1:01.644	119	No.240 KELLEHER Daniel						7	19.579	25.614	15.950	1:01.143	120
5	19.620	25.764	15.943	1:01.327	120	1	21.371	25.996	16.216	1:03.583	120	8	19.575	25.660	15.906	1:01.141	120
6	19.666	25.706	15.926	1:01.298	119	2	20.086	25.845	16.005	1:01.936	119	9	19.569	25.615	16.141	1:01.325	118
7	19.652	25.706	15.927	1:01.285	119	3	19.628	25.673	15.982	1:01.283	120	10	19.691	25.617	16.036	1:01.344	120
8	19.613	25.695	15.912	1:01.220	120	4	19.593	25.625	16.248	1:01.466	119	No.254 PEDERSEN Dean					
9	19.599	25.721	16.635	1:01.955	114	5	19.514	25.574	16.196	1:01.284	120	1	23.177	27.465	16.289	1:06.931	117
10	19.943	25.802	16.106	1:01.851	119	6	19.547	25.641	15.970	1:01.158	120	2	19.865	26.068	16.173	1:02.106	118
No.232 ARNAUDO Fausto						7	19.654	25.637	15.946	1:01.237	119	3	19.775	25.919	16.070	1:01.764	118
1	26.353	26.784	16.130	1:09.267	119	8	19.570	25.651	16.161	1:01.382	120	4	20.423	26.093	16.072	1:02.588	117
2	19.922	26.078	16.231	1:02.231	119	9	19.673	25.607	15.925	1:01.205	120	5	19.495	25.686	15.951	1:01.132	117
3	19.775	25.642	15.968	1:01.385	120	10	19.612	25.678	16.281	1:01.571	118	6	19.644	25.712	16.013	1:01.369	118
4	19.632	26.082	16.259	1:01.973	120	No.241 KOLOVOS Stylianos Taxiarchis						7	19.597	25.755	15.991	1:01.343	117
5	19.889	25.872	16.307	1:02.068	120	1	21.029	25.865	16.373	1:03.267	119	8	19.705	25.787	16.009	1:01.501	117
6	20.107	25.941	15.923	1:01.971	118	2	20.181	25.588	15.917	1:01.686	119	9	19.618	25.792	16.033	1:01.443	118

 Timekeeper 

 Race Director 


OK
**Qualifying Heat D-E
Analysis**

For information purposes. No official / regulatory value

Laps	Sector 1	Sector 2	Sector 3	Lap Time	Spd	Laps	Sector 1	Sector 2	Sector 3	Lap Time	Spd	Laps	Sector 1	Sector 2	Sector 3	Lap Time	Spd
10	19.675	25.868	16.031	1:01.574	118	6	19.403	25.603	15.981	1:00.987	119	2	20.196	26.012	16.349	1:02.557	119
No.257 SACHSE Bertram						7	19.466	25.715	15.927	1:01.108	119	3	19.678	25.617	15.984	1:01.279	120
1	22.982	26.802	16.099	1:05.883	119	8	19.491	25.670	15.962	1:01.123	119	4	19.606	26.251	16.284	1:02.141	120
2	19.919	26.042	17.000	1:02.961	119	9	19.613	25.636	15.913	1:01.162	118	5	19.806	26.002	16.585	1:02.393	119
3	19.947	26.013	16.353	1:02.313	119	10	19.550	26.011	16.450	1:02.011	118	6	20.687	26.105	16.395	1:03.187	118
4	19.960	26.866	16.351	1:03.177	119	No.264 IVANNIKOV Vladimir						7	19.829	25.660	15.926	1:01.415	119
5	19.901	25.834	16.662	1:02.397	115	1	21.475	26.238	16.047	1:03.760	121	8	19.603	25.759	15.968	1:01.330	120
6	20.448	26.648	16.561	1:03.657	118	2	20.110	25.963	16.272	1:02.345	119	9	19.550	25.753	16.023	1:01.326	119
7	20.383	26.751	16.231	1:03.365	118	3	19.633	25.638	16.143	1:01.414	122	10	19.662	25.878	15.964	1:01.504	119
8	20.113	25.982	16.071	1:02.166	118	4	19.600	25.710	15.847	1:01.157	121	No.279 CORBI Matt					
9	19.842	26.022	16.125	1:01.989	117	5	19.650	26.042	15.882	1:01.574	121	1	22.781	26.307	16.650	1:05.738	118
10	19.835	26.101	16.429	1:02.365	116	6	19.576	25.621	15.884	1:01.081	121	2	20.250	26.074	16.811	1:03.135	118
No.258 HOANG Arthur						7	19.653	25.910	16.703	1:02.266	120	3	20.102	25.655	16.043	1:01.800	119
1	24.661	26.878	16.906	1:08.445	117	8	20.130	25.782	16.061	1:01.973	120	4	21.105	26.428	16.239	1:03.772	118
2	20.457	26.129	16.451	1:03.037	117	9	19.848	25.606	15.880	1:01.334	120	5	19.863	25.625	15.999	1:01.487	117
3	20.198	26.035	16.521	1:02.754	118	10	19.525	25.647	15.856	1:01.028	122	6	19.559	25.647	15.970	1:01.176	118
4	19.916	25.901	16.132	1:01.949	118	No.265 PARKER Skye						7	19.575	25.739	15.973	1:01.287	118
5	19.802	26.203	16.162	1:02.167	119	1	23.142	26.908	16.718	1:06.768	118	8	19.607	25.699	16.493	1:01.799	117
6	20.057	25.992	16.432	1:02.481	117	2	19.919	26.306	16.300	1:02.525	119	9	19.711	25.835	15.984	1:01.530	118
7	20.049	26.422	16.467	1:02.938	118	3	19.848	26.204	16.946	1:02.998	117	10	19.593	25.635	16.199	1:01.427	117
8	20.112	25.977	16.705	1:02.794	116	4	19.815	26.229	16.349	1:02.393	119	No.280 STILLER Peter					
9	20.077	26.008	16.009	1:02.094	117	5	19.778	26.067	16.497	1:02.342	119	1	24.583	26.740	16.812	1:08.135	119
10	20.253	26.015	16.027	1:02.295	118	6	20.650	26.196	16.194	1:03.040	118	2	19.916	26.182	15.926	1:02.024	120
No.261 RAFALIK Maksymilian						7	19.558	25.873	16.065	1:01.496	118	3	19.661	25.639	16.248	1:01.548	120
1	24.698	26.893	16.561	1:08.152	119	8	19.626	25.886	15.860	1:01.372	118	4	19.705	26.483	16.324	1:02.512	119
2	19.898	25.836	15.935	1:01.669	119	9	19.528	25.793	16.013	1:01.334	118	5	19.735	25.851	16.501	1:02.087	117
3	19.474	25.658	16.540	1:01.672	120	10	19.567	25.933	15.994	1:01.494	118	6	19.754	25.691	15.955	1:01.400	120
4	19.561	26.218	15.963	1:01.742	122	No.272 SALA Filippo						7	19.587	25.686	15.973	1:01.246	119
5	21.867	25.987	15.850	1:03.704	123	1	20.863	25.988	16.418	1:03.269	117	8	19.629	25.810	16.209	1:01.648	120
6	20.514	26.103	16.593	1:03.210	121	2	19.905	25.853	16.208	1:01.966	119	9	19.646	25.832	15.986	1:01.464	118
7	20.236	26.528	16.174	1:02.938	119	3	19.739	25.676	16.016	1:01.431	119	10	19.621	25.752	16.513	1:01.886	116
8	19.602	25.670	15.880	1:01.152	120	4	19.642	25.629	16.695	1:01.966	120	No.282 HARASTEY Daniel					
9	19.539	25.696	15.904	1:01.139	120	5	19.706	25.600	15.949	1:01.255	119	1	24.116	26.883	17.071	1:08.070	115
10	19.514	25.655	15.857	1:01.026	121	6	19.607	25.709	16.178	1:01.494	120	2	20.431	26.082	16.615	1:03.128	117
No.263 WOLFE Noah						7	19.599	26.032	16.436	1:02.067	118	3	20.612	25.930	16.728	1:03.270	117
1	22.211	25.964	16.096	1:04.271	119	8	19.682	25.661	15.956	1:01.299	118	4	19.840	25.916	16.162	1:01.918	116
2	19.513	26.119	16.301	1:01.933	119	9	19.862	25.712	15.910	1:01.484	120	5	20.101	25.908	16.205	1:02.214	116
3	19.526	25.460	15.949	1:00.935	120	10	19.637	25.664	15.896	1:01.197	119	6	19.953	25.882	16.650	1:02.485	117
4	19.344	25.480	16.066	1:00.890	120	No.274 ROUSSEL Romeo						7	19.919	26.545	16.509	1:02.973	115
5	19.501	25.541	15.911	1:00.953	119	1	24.638	27.286	16.597	1:08.521	117	8	19.877	26.018	16.730	1:02.625	115

Timekeeper

Race Director



OK
**Qualifying Heat D-E
Analysis**

For information purposes. No official / regulatory value

Laps	Sector 1	Sector 2	Sector 3	Lap Time	Spd	Laps	Sector 1	Sector 2	Sector 3	Lap Time	Spd
9	19.796	25.893	16.258	1:01.947	115	5	19.737	26.409	15.939	1:02.085	120
10	20.286	25.955	16.305	1:02.546	116	6	19.736	25.772	15.960	1:01.468	119
No.289 COCHET Louis						7	19.679	25.802	15.990	1:01.471	119
1	22.578	26.467	16.637	1:05.682	118	8	19.674	25.846	16.024	1:01.544	119
2	19.633	25.523	15.943	1:01.099	119	9	19.735	25.819	16.014	1:01.568	119
3	20.201	25.560	15.904	1:01.665	121	10	19.816	25.840	16.009	1:01.665	118
4	19.390	25.437	15.813	1:00.640	120	No.301 GIRARDET Alois					
5	19.399	25.690	15.825	1:00.914	120	1	23.874	26.802	16.296	1:06.972	118
6	19.440	25.633	15.951	1:01.024	120	2	19.911	26.131	16.323	1:02.365	119
7	19.445	25.821	15.817	1:01.083	120	3	19.781	25.956	16.011	1:01.748	120
8	19.486	25.556	15.854	1:00.896	120	4	19.906	26.131	16.352	1:02.389	118
9	19.462	25.619	15.869	1:00.950	119	5	21.975	26.875	16.124	1:04.974	118
10	19.474	25.872	16.448	1:01.794	118	6	19.790	26.031	16.433	1:02.254	119
No.290 CHARTIER Alexander						7	20.079	26.671	16.220	1:02.970	118
1	22.686	26.257	16.629	1:05.572	120	8	19.829	25.853	16.002	1:01.684	118
2	19.844	26.135	15.936	1:01.915	120	9	19.716	25.836	16.011	1:01.563	117
3	19.668	25.852	16.441	1:01.961	120	10	19.654	25.911	16.060	1:01.625	118
4	19.474	25.481	15.795	1:00.750	121	No.304 GHEYSEN Lucas					
5	19.427	25.536	16.311	1:01.274	120	1	23.966	27.165	17.533	1:08.664	118
6	19.510	25.469	15.853	1:00.832	120	2	20.191	26.303	16.651	1:03.145	119
7	19.513	25.536	15.959	1:01.008	120	3	20.186	25.949	16.412	1:02.547	118
8	19.926	25.797	16.289	1:02.012	122	4	19.575	25.609	15.933	1:01.117	119
9	19.559	25.577	15.841	1:00.977	120	5	20.071	26.307	15.857	1:02.235	119
10	19.581	25.661	15.973	1:01.215	120	6	20.219	26.165	16.982	1:03.366	117
No.291 DERUNOV Efim						7	19.872	26.524	16.578	1:02.974	116
1	21.917	26.057	15.928	1:03.902	120	8	19.776	26.296	16.749	1:02.821	118
2	20.100	25.974	16.811	1:02.885	115	9	19.883	25.818	16.208	1:01.909	119
3	20.552	25.627	16.651	1:02.830	119	10	20.353	25.986	16.187	1:02.526	118
4	19.351	25.411	15.820	1:00.582	119	No.298 ROCCHIO Gino					
5	19.379	25.570	16.112	1:01.061	118	1	22.591	26.239	16.453	1:05.283	118
6	19.438	25.482	15.852	1:00.772	119	2	20.164	26.417	16.275	1:02.856	119
7	19.487	25.614	16.370	1:01.471	117	3	19.791	25.719	16.605	1:02.115	121
8	19.807	25.533	15.897	1:01.237	119	4	20.183	25.586	16.003	1:01.772	120
9	19.577	25.631	16.001	1:01.209	118						
10	19.502	25.625	16.059	1:01.186	118						

Timekeeper

Race Director

Champions of the Future 2025 Euro Series: R1 - Campillos (ESP) 26-29/03/2025

Page 3 / 3

[www.championskarting.com / RGMMC](http://www.championskarting.com/RGMMC)

 Apex Timing GoRacing 

OK

Qualifying Heat D-E

Document 40

Starting Grid

Subject to scrutineering & sporting investigations

31 th	282 HARASTEY Daniel KR / IAME		16	258 HOANG Arthur KR		32 th
29 th	304 GHEYSEN Lucas KR / TM		15	261 RAFALIK Maksymilian KR / TM		30 th
27 th	301 GIRARDET Alois CRG / IAME		14	234 GREEN Zac KR / IAME		28 th
25 th	286 ANZHE Sun KR / IAME		13	274 ROUSSEL Romeo KR / IAME		26 th
23 th	265 PARKER Skye BIREL ART / TM KART		12	280 STILLER Peter KR / IAME		24 th
21 th	257 SACHSE Bertram HENZA / IAME		11	232 ARNAUDO Fausto KR / IAME		22 th
19 th	235 NIKISHOV Nikita KR / IAME		10	307 KRUTOHOLOV Lev ENERGY CORSE / IAME		20 th
17 th	243 KAWPENG Sebastien KR / IAME		9	254 PEDERSEN Dean KR / IAME		18 th
15 th	263 WOLFE Noah BIREL ART / TM KART		8	290 CHARTIER Alexander KR / IAME		16 th
13 th	298 ROCCHIO Gino TONY KART / VORTEX		7	247 BERNOLDI Bernardo KR		14 th
11 th	223 PRADIER Thomas Cyrille TONY KART / VORTEX		6	236 KERALD François Dario KR / IAME		12 th
9 th	264 IVANNIKOV Vladimir BIREL ART / TM KART		5	279 CORBI Matt KR / IAME		10 th
7 th	222 RASMUSSEN Oliver Fodor TONY KART / VORTEX		4	289 COCHET Louis KR / IAME		8 th
5 th	241 KOLOVOS Stylianos Taxiarchis KR / IAME		3	291 DERUNOV Efim PAROLIN / TM		6 th
3 rd	246 CRAIGIE Kenzo KR / IAME		2	240 KELLEHER Daniel KR / IAME		4 th
1 st	202 RAMAEKERS Thibaut KR / IAME		1	272 SALA Filippo EXPRIT / TM		2 nd

POLE POSITION



Start : 28/03 - 15:45 10 Laps = 15.880 km

Timekeeper *Albert Perez*

Race Director *[Signature]*

Champions of the Future 2025 Euro Series: R1 - Campillos (ESP) 26-29/03/2025

Page 1 / 1

www.championskarting.com / RGMCMC

Apex Timing GoRacing **APEX**

OK

Qualifying Heat A-C
Results

Document 57.1

Subject to scrutineering & sporting investigations

Rnk	No.	Competitor	E. Nat	Driver	D. Nat	Equipment	Laps	Gap	Interv.	Best lap	Spd	Penalty	Points
1	277	PAROLIN MOTORSPORT	ITA	COSTOYA Christian	ESP	PAROLIN / TM	10			1:00.500	119.9		50
2	273	FORZA RACING	GBR	WHERRELL Lewis	GBR	EXPRIT / TM	10	1.947	1.947	1:00.615	119.8		44
3	233	KOSKI MOTORSPORT	FIN	KINNMARK Oliver	SWE	KR / IAME	10	2.795	0.848	1:00.583	120.2		41
4	256	PREMA RACING SRL	ITA	VAN LANGENDONCK Dries	BEL	KR / IAME	10	3.488	0.693	1:00.811	118.9		38
5	229	CRG RACING TEAM	ITA	GUSTAFSSON Viktor	SWE	CRG / TM	10	5.365	1.877	1:00.925	118.3		36
6	248	PREMA RACING SRL	ITA	ANAGOSTIADIS James	AUS	KR / IAME	10	6.285	0.920	1:00.967	120.3		34
7	262	KRZ MOTORSPORT	POL	LYZEN Borys	POL	KR / TM	10	7.657	1.372	1:01.061	120.1		32
8	287	VICTORYLANE KARTING	GBR	SMITH Joseph	GBR	KR / IAME	10	9.508	1.851	1:00.999	121.1	+3.000	30
9	266	BIREL ART RACING	ITA	GONZALEZ Eloi	ESP	BIREL ART / TM KART	10	10.450	0.942	1:00.993	121.0		28
10	250	KR MOTORSPORT	ITA	KOWALCZYK Klara	POL	KR / IAME	10	10.506	0.056	1:00.978	119.2		27
11	253	ROLI MOTORSPORT	EST	KUKLANE Roland	EST	KR / TM	10	11.698	1.192	1:00.700	122.0	+5.000	26
12	306	ENERGY CORSE SRL	ITA	ANDRIOTIS Paul	SUI	ENERGY CORSE / TM	10	12.249	0.551	1:01.157	117.9		25
13	281	VDK RACING	BEL	SILKUNAS Markas	LTU	KR / IAME	10	12.291	0.042	1:00.934	121.2		24
14	260	KRZ MOTORSPORT	POL	CEGIELSKI Franciszek	POL	KR / TM	10	13.073	0.782	1:00.811	120.1		23
15	296	KOSKI MOTORSPORT	FIN	GARST Marco	DEN	KR / IAME	10	13.392	0.319	1:01.194	118.1		22
16	226	RICKY FLYNN MOTORSPORT	GBR	KORNDER Luke	GER	LN / TM	10	13.681	0.289	1:01.014	119.9		21
17	309	FORZA RACING	GBR	KARA OSMAN Amin	GER	EXPRIT / TM	10	13.826	0.145	1:01.070	121.1		20
18	252	KR MOTORSPORT	ITA	MATSUI Sara	JPN	KR / IAME	10	15.127	1.301	1:00.754	118.7		19
19	220	MP KARTRACING	NED	HELDER Jorn	NED	HENZA / IAME	10	15.214	0.087	1:00.556	120.6		18
20	219	MP KARTRACING	NED	BRALIC Jason	NED	HENZA / IAME	10	16.889	1.675	1:01.500	117.6		17
21	292	WARD RACING	SWE	JUNCHER Marcus	DEN	TONY KART / TM	10	19.958	3.069	1:01.058	122.1	+5.000	16
22	239	FUSION MOTORSPORT	GBR	SAVELEV Makar	KGZ	KR / IAME	10	20.859	0.901	1:01.530	118.6	+5.000	15
23	303	KBK COMPETITION	GBR	AUTMAITRE Mathis	SEN	KR / TM	10	21.159	0.300	1:01.673	119.9		14
24	284	VICTORYLANE KARTING	GBR	BROVKO Mark	UKR	KR / IAME	10	24.309	3.150	1:01.575	116.7	+5.000	13
25	294	AKM MOTORSPORT	SMR	ZASOV Georgiy	SUI	KR / IAME	10	29.883	5.574	1:00.960	118.3	+5.000	12
26	269	MDC RACING	ESP	ALATORRE ARTIGAS Mariano	ESP	KR	4	6 Laps	6 Laps	1:02.410	117.7		11
27	206	TONY KART RACING TEAM	ITA	PESL Jindrich	CZE	TONY KART / VORTEX	2	8 Laps	2 Laps	1:02.927	118.0	+5.000	10
28	213	WARD RACING	SWE	KACZYNSKI Elliot	SWE	TONY KART / TM	1	9 Laps	1 Lap	1:04.552	118.5		9
29	268	MDC RACING	ESP	GARCIA LOPEZ Aaron	ESP	KR	1	9 Laps	2.786	1:06.611	118.4		8
30	211	FUSION MOTORSPORT	GBR	GALAN Oskar	POL	KR / IAME	1	9 Laps	5.285	1:06.982	118.9	+5.000	7
31	251	KR MOTORSPORT	ITA	MICALLEF Jacob	MLT	KR / IAME	0	10 Laps	1 Lap			+3.000	6

No.287 SMITH Joseph : 3 sec penalty for partly leaving corridor (art 2.20 CIK General Prescriptions). According to Stewards' Decision No.74.
 No.253 KUKLANE Roland : 5 sec time penalty for not respecting flags signals (art. 2.15 H CIK General Prescriptions). According to Stewards' Decision No.76.
 No.292 JUNCHER Marcus : 5 sec time penalty for incorrectly installed Front Fairing or incorrect position of front fairing. According to Stewards' Decision No.77-292.
 No.239 SAVELEV Makar : 5 sec time penalty for incorrectly installed Front Fairing or incorrect position of front fairing. According to Stewards' Decision No.77-239.
 No.284 BROVKO Mark : 5 sec time penalty for incorrectly installed Front Fairing or incorrect position of front fairing. According to Stewards' Decision No.77-284.
 No.294 ZASOV Georgiy : 5 sec time penalty for incorrectly installed Front Fairing or incorrect position of front fairing. According to Stewards' Decision No.77-294.
 No.206 PESL Jindrich : 5 sec penalty for overtaking the pole positions before the start was given (art. 2.20 CIK General Prescriptions). According to Stewards' Decision No.72.
 No.211 GALAN Oskar : 5 sec time penalty for incorrectly installed Front Fairing or incorrect position of front fairing. According to Stewards' Decision No.77-211.
 No.251 MICALLEF Jacob : 3 sec penalty for partly leaving corridor (art 2.20 CIK General Prescriptions). According to Stewards' Decision No.73.

Not Classified

214	WARD RACING	SWE	PAVAN Sebastiano	ITA	TONY KART / TM	DSQ	1:01.027	120.0		1
-----	-------------	-----	------------------	-----	----------------	-----	----------	-------	--	---

Leaders : No.277 COSTOYA Christian (1-10)




Start Time : 28/03 - 15:08:00

Best lap : No.277 COSTOYA Christian 1:00.500 94.49 kph

Weather : Sunny Air : 19°C Track : Dry

Event Record : No.277 COSTOYA Christian 59.897 95.44 kph

No.206 INVEST 01:36 Lap 1	No.251 INVEST 01:38	No.287 INVEST 01:41 Lap 1	No.214 INVEST 06:20 Lap 6
---------------------------	---------------------	---------------------------	---------------------------

Steward #1  Steward #2  Steward #3 

Champions of the Future 2025 Euro Series: R1 - Campillos (ESP) 26-29/03/2025



OK

Qualifying Heat A-C Results

Document 57.1




Subject to scrutineering & sporting investigations

Rnk No. Competitor E. Nat Driver D. Nat Equipment Laps Gap Interv. Best lap Spd Penalty Points
 No.214 PAVAN Sebastiano : Disqualification for bad manoeuvre (art. 2.24 CIK General Prescriptions). According to Stewards' Decision No.78.

Leaders : No.277 COSTOYA Christian (1-10)

Start Time : 28/03 - 15:08:00 Best lap : No.277 COSTOYA Christian 1:00.500 94.49 kph
 Weather : Sunny Air : 19°C Track : Dry Event Record : No.277 COSTOYA Christian 59.897 95.44 kph

No.206 INVEST 01:36 Lap 1	No.251 INVEST 01:38	No.287 INVEST 01:41 Lap 1	No.214 INVEST 06:20 Lap 6
---------------------------	---------------------	---------------------------	---------------------------

Steward #1  Steward #2  Steward #3 

DOCUMENT N° 78

**DÉCISION DES COMMISSAIRES SPORTIFS
STEWARDS' DECISION**

PÉNALITÉ INFLIGÉE AU CONCURRENT (NOM) : **WARD RACING**
PENALTY INFLICTED UPON THE ENTRANT (NAME):

NATIONALITÉ / NATIONALITY: **SWE**

N°: **214** PILOTE : **PAVAN Sebastiano**
No.: DRIVER :

Concerne la partie de l'Épreuve : **OK - Qualifying Heat A-C**
Concerns the part of the event:

ÉNONCÉ / STATEMENT:

Disqualification from the above-mentioned Session.

MOTIF / REASON:

The Stewards having received a report from the Judge of Facts (Doc n° 63) requested by the Race Director, having examined this report, summoned and heard the Driver and Entrant concerned (Summon Doc n° 75), have considered the following matter, determine the following: _The above-mentioned Driver caused an collision – an incident as defined in Art. 2.24 of the 2025 CIK-FIA General Prescriptions. In the session concerned by lap 4 at MP 4 made contact with kart (kart n° 213) and following of this manoeuvre kart no 213 had to retire. _This fact is a violation against the Art. 3.6.2 e of the 2025 FIA Code of Driving Conduct. _The Stewards impose this penalty according to Art.2.24 of the 2025 CIK-FIA General Prescriptions and Art.12.4 of the 2025 FIA International Sporting Code. _The Competitor is reminded of his right to appeal in accordance with Art. 15 of the 2025 FIA International Sporting Code, within the applicable time limits.

**Décision annoncée
Decision announced**

Date / Date: **28/03/2025**

Heure / Time: **15:39**

Nom / Name

Signature

Président du Collège / *Chairman of the Panel:*

Kris LAMBRECHT (BEL)



Membres du Collège / *Members of the Panel:*

Pere SAURA (ESP)



Jose M. MONTES (ESP)



NOTIFICATION AU CONCURRENT CONCERNÉ / NOTIFICATION TO THE RELEVANT ENTRANT

Je soussigné :
I undersigned: Nom personnel / *personal name*

Représentant du Concurrent : **WARD RACING**
Representing the Entrant: Nom du Concurrent / *Entrant's name*

Certifie avoir reçu notification du document N° **78** des Commissaires Sportifs de l'Épreuve.
Certify that I have been notified of document No. **78** *by the Stewards of the Meeting.*

Date :

Heure / Time:

Signature :



DOCUMENT N° 76

DÉCISION DES COMMISSAIRES SPORTIFS
STEWARDS' DECISION

PÉNALITÉ INFLIGÉE AU CONCURRENT (NOM) : **ROLI MOTORSPORT**
PENALTY INFLICTED UPON THE ENTRANT (NAME):

NATIONALITÉ / NATIONALITY: **EST**

N°: **253** PILOTE : **KUKLANE Roland**
No.: DRIVER :

Concerne la partie de l'Épreuve : **OK - Qualifying Heat A-C**
Concerns the part of the event:

ÉNONCÉ / STATEMENT:

5 sec time penalty in the above mentioned session

MOTIF / REASON:

The Stewards having received a report from the Judge of Facts (Doc n° 64), having examined this report, have considered the following matter, determine the following: _The above-mentioned Driver overtook kart no. 206 under yellow flag or yellow light conditions during Lap 3 at MP 4. _This fact is a violation against the Art. 2.15 H of the 2025 CIK General Prescriptions. _The Stewards impose this penalty according to Art. 2.24 of the 2025 CIK-FIA General Prescriptions and Art.12.4 of the 2025 FIA International Sporting Code. The Competitor is reminded that, in accordance with Art. 26.4 of the 2025 Championship Sporting Regulations the above penalty is not susceptible to appeal.

Décision annoncée
Decision announced

Date / Date: **28/03/2025**

Heure / Time: **15:26**

Nom / Name

Signature

Président du Collège / Chairman of the Panel:

Kris LAMBRECHT (BEL)

Membres du Collège / Members of the Panel:

Pere SAURA (ESP)

Jose M. MONTES (ESP)

NOTIFICATION AU CONCURRENT CONCERNÉ / NOTIFICATION TO THE RELEVANT ENTRANT

Je soussigné :

I undersigned: Nom personnel / personal name

Représentant du Concurrent : **ROLI MOTORSPORT**

Representing the Entrant: Nom du Concurrent / Entrant's name

Certifie avoir reçu notification du document N° **76** des Commissaires Sportifs de l'Épreuve.
Certify that I have been notified of document No. **76** *by the Stewards of the Meeting.*

Date :

Heure / Time:

Signature :

DOCUMENT N° 74

**DÉCISION DES COMMISSAIRES SPORTIFS
STEWARDS' DECISION**

PÉNALITÉ INFLIGÉE AU CONCURRENT (NOM) :
PENALTY INFLICTED UPON THE ENTRANT (NAME):

VICTORYLANE KARTING

NATIONALITÉ / NATIONALITY:

FRA

N°: **287**
No.:

PILOTE :
DRIVER :

SMITH Joseph

Concerne la partie de l'Épreuve :
Concerns the part of the event:

OK - Qualifying Heat A-C

ÉNONCÉ / STATEMENT:

3 sec time penalty in the above mentioned session

MOTIF / REASON:

The Stewards having received a report from the Judge of Facts (Doc n° 62) requested by the Race Director, having examined this report, have considered the following matter, determine the following: _The above-mentioned Driver started the Session concerned with 2 wheels out of the corridor. _This fact is a violation against Art. 2.20.a "Rolling starts for direct drive karts with or without clutches" of the 2025 CIK-FIA General Prescriptions. _The Stewards impose this penalty according to Art. 2.20a and Art.2.24 of the 2025 CIK-FIA General Prescriptions and Art.12.4 of the 2025 FIA International Sporting Code. _The Competitor is reminded that, in accordance with Art. 26.4 of the 2025 Championship Sporting Regulations the above penalty is not susceptible to appeal.

**Décision annoncée
Decision announced**

Date / Date: **28/03/2025**

Heure / Time: **15:18**

Nom / Name

Signature

Président du Collège / Chairman of the Panel:

Kris LAMBRECHT (BEL)



Membres du Collège / Members of the Panel:

Pere SAURA (ESP)



Jose M. MONTES (ESP)



NOTIFICATION AU CONCURRENT CONCERNÉ / NOTIFICATION TO THE RELEVANT ENTRANT

Je soussigné :

I undersigned: Nom personnel / personal name

Représentant du Concurrent : **VICTORYLANE KARTING**

Representing the Entrant: Nom du Concurrent / Entrant's name

Certifie avoir reçu notification du document N° **74**
Certify that I have been notified of document No.

des Commissaires Sportifs de l'Épreuve.
by the Stewards of the Meeting.

Date :

Heure / Time:

Signature :



DOCUMENT N° 73

DÉCISION DES COMMISSAIRES SPORTIFS
STEWARDS' DECISION

PÉNALITÉ INFLIGÉE AU CONCURRENT (NOM) : KR MOTORSPORT
PENALTY INFLICTED UPON THE ENTRANT (NAME):

NATIONALITÉ / NATIONALITY: ITA

N°: 251
No.:

PILOTE : MICALLEF Jacob
DRIVER:

Concerne la partie de l'Épreuve : OK - Qualifying Heat A-C
Concerns the part of the event:

ÉNONCÉ / STATEMENT:

3 sec time penalty in the above mentioned session

MOTIF / REASON:

The Stewards having received a report from the Judge of Facts (Doc n° 61) requested by the Race Director, having examined this report, have considered the following matter, determine the following: The above-mentioned Driver started the Session concerned with 2 wheels out of the corridor. This fact is a violation against Art. 2.20.a "Rolling starts for direct drive karts with or without clutches" of the 2025 CIK-FIA General Prescriptions. The Stewards impose this penalty according to Art. 2.20a and Art.2.24 of the 2025 CIK-FIA General Prescriptions and Art.12.4 of the 2025 FIA International Sporting Code. The Competitor is reminded that, in accordance with Art. 26.4 of the 2025 Championship Sporting Regulations the above penalty is not susceptible to appeal.

Décision annoncée
Decision announced

Date / Date: 28/03/2025

Heure / Time: 15:17

Nom / Name

Signature

Président du Collège / Chairman of the Panel:

Kris LAMBRECHT (BEL)

Membres du Collège / Members of the Panel:

Pere SAURA (ESP)

Jose M. MONTES (ESP)

NOTIFICATION AU CONCURRENT CONCERNÉ / NOTIFICATION TO THE RELEVANT ENTRANT

Je soussigné :

I undersigned: Nom personnel / personal name

Représentant du Concurrent : KR MOTORSPORT

Representing the Entrant: Nom du Concurrent / Entrant's name

Certifie avoir reçu notification du document N° 73 des Commissaires Sportifs de l'Épreuve.
Certify that I have been notified of document No. by the Stewards of the Meeting.

Date :

Heure / Time:

Signature :

DOCUMENT N° 72

**DÉCISION DES COMMISSAIRES SPORTIFS
STEWARDS' DECISION**

PÉNALITÉ INFLIGÉE AU CONCURRENT (NOM) : **TONY KART RACING TEAM**
PENALTY INFLICTED UPON THE ENTRANT (NAME):

NATIONALITÉ / NATIONALITY: **ITA**

N°: **206** PILOTE : **PESL Jindrich**
No.: DRIVER :

Concerne la partie de l'Épreuve : **OK - Qualifying Heat A-C**
Concerns the part of the event:

ÉNONCÉ / STATEMENT:

5 sec time penalty in the above mentioned session

MOTIF / REASON:

The Stewards having received a report from the Judge of Facts (Doc n° 60) requested by the Race Director, having examined this report, have considered the following matter, determine the following: _The above-mentioned Driver started the race ahead of the pole position at the moment the start was given. _This fact is a violation against Art. 2.20.a K of the 2025 CIK-FIA General Prescriptions. _The Stewards impose this penalty according to Art. 2.20a and Art.2.24 of the 2025 CIK-FIA General Prescriptions and Art.12.4 of the 2025 FIA International Sporting Code. _The Competitor is reminded that, in accordance with Art. 26.4 of the 2025 Championship Sporting Regulations the above penalty is not susceptible to appeal.

**Décision annoncée
Decision announced**

Date / Date: **28/03/2025**

Heure / Time: **15:16**

Nom / Name

Signature

Président du Collège / *Chairman of the Panel:*

Kris LAMBRECHT (BEL)



Membres du Collège / *Members of the Panel:*

Pere SAURA (ESP)



Jose M. MONTES (ESP)



NOTIFICATION AU CONCURRENT CONCERNÉ / NOTIFICATION TO THE RELEVANT ENTRANT

Je soussigné :

I undersigned: Nom personnel / *personal name*

Représentant du Concurrent : **TONY KART RACING TEAM**

Representing the Entrant: Nom du Concurrent / *Entrant's name*

Certifie avoir reçu notification du document N° **72** des Commissaires Sportifs de l'Épreuve.
Certify that I have been notified of document No. **72** *by the Stewards of the Meeting.*

Date :

Heure / Time:

Signature :

OK

Qualifying Heat A-C

For information purposes. No official / regulatory value

Lap Chart

	1	2	3	4	5	6	7	8	9	10	11	12	13	14	15	16	17	18	19	20	21	22	23	24	25	26	27	28	29	30	31	32
Grid	277	206	256	251	273	287	229	213	233	214	248	306	262	253	266	296	226	239	250	252	219	220	281	211	294	268	292	260	284	309	303	269
Start	277	206	256	273	251	229	287	213	233	248	214	262	306	266	253	226	296	250	239	219	281	252	294	211	268	292	260	220	284	303	309	269
Lap 1 Interval	277	256	273	229	248	233	287	262	266	213	250	226	214	206	281	253	306	296	219	239	294	268	260	211	292	309	252	220	303	284	269	
		0.3	0.2	0.3	0.2	0.3	0.0	0.7	0.3	0.1	0.1	0.0	0.4	0.2	0.3	0.4	0.1	0.1	0.3	0.0	0.3	0.1	0.1	0.1	0.2	0.1	0.1	0.2	0.8	0.1	0.3	
Lap 2	277	256	273	233	229	248	287	262	250	226	266	281	214	206	253	296	306	239	219	260	292	309	252	284	303	220	294	269				
		0.4	0.2	0.8	0.0	0.0	0.1	0.6	0.8	0.3	0.2	0.4	0.2	0.7	0.4	0.1	0.1	0.4	0.1	0.0	0.3	0.4	1.1	1.1	0.4	0.0	0.1	0.5				
Lap 3	277	273	256	233	229	248	287	262	250	226	266	281	214	253	306	296	239	260	292	309	219	252	220	284	294	303	269					
		0.9	0.1	0.3	1.3	0.2	0.1	0.0	0.1	0.4	0.3	0.2	0.5	0.5	1.3	0.0	0.3	0.3	0.3	0.1	0.2	0.2	2.1	0.0	0.3	0.7	0.9					
Lap 4	277	273	233	256	229	248	287	262	250	266	281	226	253	214	306	296	260	309	292	239	252	219	220	294	284	303	269					
		1.0	0.5	0.1	1.4	0.4	0.1	0.6	0.1	0.3	0.3	0.0	0.4	0.1	1.7	0.1	1.1	0.2	0.1	0.1	0.1	0.2	0.7	1.1	0.0	1.1	1.6					
Lap 5	277	273	233	256	229	248	287	262	266	250	281	253	214	226	306	296	260	309	292	252	239	219	220	294	284	303						
		1.1	0.4	0.3	1.5	0.5	0.3	0.8	0.6	0.1	0.1	0.0	0.3	0.1	1.5	0.2	0.7	0.5	0.0	0.5	0.4	0.2	0.0	1.0	0.7	1.2						
Lap 6	277	273	233	256	229	248	287	262	266	253	214	250	281	226	306	296	260	309	292	252	220	239	294	219	284	303						
		1.2	0.6	0.3	1.7	0.5	0.2	0.8	0.6	0.2	0.5	0.1	0.1	0.3	1.0	0.2	0.5	0.5	0.1	0.3	1.0	0.3	0.2	0.3	1.2	1.3						
Lap 7	277	273	233	256	229	248	287	262	253	266	214	281	250	226	306	296	260	309	292	252	220	239	294	219	284	303						
		1.4	0.7	0.5	1.9	0.5	0.2	0.9	0.6	0.6	0.1	1.1	0.0	0.1	0.7	0.1	0.3	0.8	0.8	0.1	0.2	0.8	0.7	0.1	0.9	1.7						
Lap 8	277	273	233	256	229	248	287	253	262	266	214	250	306	281	226	296	260	309	292	252	220	239	294	219	284	303						
		1.7	0.7	0.5	2.0	0.7	0.2	1.1	0.0	0.7	0.2	1.7	1.0	0.1	0.1	0.1	0.0	0.2	0.9	0.1	0.1	1.5	0.4	0.2	1.1	1.8						
Lap 9	277	273	233	256	229	248	287	253	262	266	214	250	306	281	226	260	296	309	292	252	220	239	294	219	284	303						
		1.8	0.7	0.6	2.2	0.7	0.2	0.6	0.5	0.5	0.2	1.8	1.3	0.4	0.1	0.0	0.2	0.4	0.6	0.0	0.0	1.5	0.2	0.3	1.5	2.2						
Lap 10	277	273	233	256	229	248	287	253	262	214	266	250	306	281	260	296	226	309	292	252	220	239	219	284	303	294						
		1.9	0.8	0.6	1.8	0.9	0.2	0.1	0.9	0.7	1.9	0.0	1.7	0.0	0.7	0.3	0.2	0.1	1.1	0.1	0.0	0.6	1.0	2.4	1.8	3.7						

Timekeeper *Albert Perez*

Race Director *[Signature]*



OK
Qualifying Heat A-C Analysis

For information purposes. No official / regulatory value

Laps	Sector 1	Sector 2	Sector 3	Lap Time	Spd	Laps	Sector 1	Sector 2	Sector 3	Lap Time	Spd	Laps	Sector 1	Sector 2	Sector 3	Lap Time	Spd
No.206 PESL Jindrich						No.226 KORNDER Luke						No.248 ANAGOSTIADIS James					
1	22.588	26.451	16.572	1:05.611	117	1	21.470	26.039	16.863	1:04.372	116	7	19.692	25.849	15.991	1:01.532	118
2	20.268	26.535	16.124	1:02.927	118	2	20.131	25.601	16.183	1:01.915	118	8	19.688	25.996	16.262	1:01.946	119
No.211 GALAN Oskar						No.229 GUSTAFSSON Viktor						No.250 KOWALCZYK Klara					
1	23.895	26.680	16.407	1:06.982	118	3	19.435	25.536	16.043	1:01.014	119	1	21.941	25.931	16.409	1:04.281	114
No.213 KACZYNSKI Elliot						No.233 KINNMARK Oliver						No.252 MATSUI Sara					
1	22.105	25.948	16.499	1:04.552	118	4	19.583	25.836	16.691	1:02.110	121	2	20.014	25.555	15.990	1:01.559	117
No.214 PAVAN Sebastiano						No.239 SAVELEV Makar						No.253 KUKLANE Roland					
1	22.574	26.169	16.238	1:04.981	118	1	20.624	25.987	16.069	1:02.680	117	1	22.968	26.592	16.227	1:05.787	119
2	20.119	25.792	16.573	1:02.484	119	2	19.742	25.815	16.373	1:01.930	119	2	20.727	25.758	16.119	1:02.604	121
3	19.675	25.595	15.945	1:01.215	119	3	20.045	25.839	16.122	1:02.006	118						
4	19.506	25.599	16.402	1:01.507	121	4	19.509	25.643	15.870	1:01.022	118						
5	19.524	25.700	15.928	1:01.152	119	5	19.483	25.596	15.846	1:00.925	118						
6	19.658	25.579	15.987	1:01.224	118	6	19.473	25.691	15.865	1:01.029	117						
7	19.526	25.616	15.885	1:01.027	120	7	19.538	25.670	15.918	1:01.126	117						
8	19.593	25.600	15.910	1:01.103	120	8	19.541	25.592	15.872	1:01.005	117						
9	19.573	25.607	15.878	1:01.058	119	9	19.549	25.663	15.957	1:01.169	117						
10	19.632	25.655	15.896	1:01.183	118	10	19.586	25.685	15.896	1:01.167	118						
No.219 BRALIC Jason						No.249 (Empty)						No.251 (Empty)					
1	23.199	26.621	16.484	1:06.304	118												
2	20.584	26.081	16.197	1:02.862	119												
3	19.733	26.660	16.147	1:02.540	118												
4	19.981	25.771	16.394	1:02.146	119												
5	19.685	25.851	16.217	1:01.753	119												
6	19.860	25.881	16.136	1:01.877	117												
7	19.659	25.847	16.727	1:02.233	116												
8	19.718	25.863	16.043	1:01.624	118												
9	19.677	25.786	16.037	1:01.500	117												
10	19.719	26.319	16.119	1:02.157	118												
No.220 HELDER Jorn						No.254 (Empty)						No.255 (Empty)					
1	24.401	26.939	16.252	1:07.592	119												
2	20.319	28.045	16.536	1:04.900	118												
3	19.747	25.475	16.044	1:01.266	119												
4	19.260	25.470	15.826	1:00.556	120												
5	19.369	25.566	16.066	1:01.001	121												
6	19.537	25.783	15.887	1:01.207	119												
7	19.461	25.680	15.910	1:01.051	120												
8	19.575	25.707	15.955	1:01.237	121												
9	19.698	25.813	16.070	1:01.581	121												
10	20.017	26.401	16.178	1:02.596	121												

Timekeeper

Race Director



OK
**Qualifying Heat A-C
Analysis**

For information purposes. No official / regulatory value

Laps	Sector 1	Sector 2	Sector 3	Lap Time	Spd	Laps	Sector 1	Sector 2	Sector 3	Lap Time	Spd	Laps	Sector 1	Sector 2	Sector 3	Lap Time	Spd
3	19.456	25.446	15.798	1:00.700	122	10	19.567	25.736	15.883	1:01.186	119	10	19.535	25.593	16.024	1:01.152	118
4	19.330	25.411	16.066	1:00.807	122	No.266 GONZALEZ Eloi						No.281 SILKUNAS Markas					
5	19.397	25.495	16.025	1:00.917	121	1	20.925	26.318	16.885	1:04.128	118	1	22.960	26.127	16.010	1:05.097	118
6	19.848	25.442	15.717	1:01.007	122	2	20.030	25.681	16.781	1:02.492	120	2	19.755	25.823	16.070	1:01.648	118
7	19.645	25.406	15.753	1:00.804	120	3	19.651	25.571	15.921	1:01.143	122	3	19.423	25.583	15.928	1:00.934	121
8	19.406	25.402	16.010	1:00.818	120	4	19.584	25.605	16.096	1:01.285	122	4	19.584	25.559	16.263	1:01.406	120
9	19.454	25.529	15.758	1:00.741	121	5	19.538	25.796	16.131	1:01.465	120	5	19.517	25.584	16.268	1:01.369	120
10	19.525	25.512	15.774	1:00.811	122	6	19.563	25.686	15.866	1:01.115	120	6	20.294	25.871	15.871	1:02.036	120
No.256 VAN LANGENDONCK Dries						7	20.092	25.658	15.936	1:01.686	120	7	19.616	25.862	16.293	1:01.771	119
1	20.348	25.877	16.032	1:02.257	118	8	19.560	25.546	15.887	1:00.993	120	8	19.637	26.845	16.505	1:02.987	119
2	19.657	25.706	15.971	1:01.334	118	9	19.564	25.640	15.883	1:01.087	120	9	19.751	25.760	16.199	1:01.710	118
3	19.504	25.653	16.317	1:01.474	118	10	19.885	26.385	17.147	1:03.417	115	10	19.541	25.654	16.171	1:01.366	119
4	19.488	25.593	16.208	1:01.289	120	No.268 GARCIA LOPEZ Aaron						No.284 BROVKO Mark					
5	19.510	25.472	15.837	1:00.819	119	1	23.696	26.433	16.482	1:06.611	118	1	24.713	27.218	16.614	1:08.545	117
6	19.486	25.453	15.872	1:00.811	118	No.269 ALATORRE ARTIGAS Mariano						2	20.038	26.839	16.535	1:03.412	116
7	19.524	25.501	15.936	1:00.961	118	1	24.242	26.969	17.378	1:08.589	114	3	19.652	25.966	16.194	1:01.812	117
8	19.548	25.507	15.866	1:00.921	118	2	20.560	27.340	16.300	1:04.200	116	4	19.608	25.842	16.217	1:01.667	119
9	19.537	25.499	15.915	1:00.951	118	3	19.981	26.445	16.279	1:02.705	116	5	19.753	25.845	16.039	1:01.637	117
10	19.852	25.623	16.034	1:01.509	118	4	19.836	26.265	16.309	1:02.410	117	6	19.568	25.925	16.082	1:01.575	116
No.260 CEGIELSKI Franciszek						No.273 WHERRELL Lewis						7	19.635	25.902	16.084	1:01.621	116
1	23.859	26.434	16.404	1:06.697	119	1	20.577	25.808	16.060	1:02.445	119	8	19.698	25.952	16.138	1:01.788	116
2	20.407	26.043	15.787	1:02.237	121	2	19.718	25.622	15.949	1:01.289	120	9	19.717	26.078	16.093	1:01.888	116
3	19.749	26.110	15.870	1:01.729	121	3	19.589	25.499	16.004	1:01.092	119	10	19.737	26.779	16.544	1:03.060	109
4	19.504	26.447	15.981	1:01.932	120	4	19.419	25.446	15.883	1:00.748	119	No.287 SMITH Joseph					
5	19.453	25.527	15.831	1:00.811	120	5	19.440	25.446	15.799	1:00.685	119	1	21.080	26.021	16.252	1:03.353	120
6	19.525	25.716	15.803	1:01.044	120	6	19.345	25.454	15.816	1:00.615	119	2	19.716	25.780	15.966	1:01.462	122
7	19.486	25.724	15.844	1:01.054	121	7	19.439	25.451	15.863	1:00.753	119	3	20.007	25.828	16.421	1:02.256	119
8	19.615	25.737	16.470	1:01.822	121	8	19.497	25.500	15.876	1:00.873	118	4	19.726	25.581	15.914	1:01.221	121
9	20.051	25.610	15.939	1:01.600	121	9	19.451	25.554	15.913	1:00.918	118	5	19.598	25.619	15.874	1:01.091	121
10	20.182	25.668	16.094	1:01.944	120	10	19.609	25.685	16.004	1:01.298	119	6	19.594	25.565	15.840	1:00.999	121
No.262 LYZEN Borys						No.277 COSTOYA Christian						7	19.615	25.585	15.877	1:01.077	120
1	21.516	25.895	16.394	1:03.805	118	1	20.230	25.834	15.951	1:02.015	117	8	19.618	25.743	15.890	1:01.251	120
2	19.815	25.680	15.927	1:01.422	119	2	19.591	25.654	15.911	1:01.156	119	9	19.631	25.577	15.986	1:01.194	120
3	19.788	25.615	16.275	1:01.678	119	3	19.459	25.559	15.869	1:00.887	118	10	19.641	25.730	15.916	1:01.287	120
4	19.860	25.709	16.231	1:01.800	120	4	19.386	25.463	15.804	1:00.653	119	No.292 JUNCHER Marcus					
5	19.540	25.785	15.919	1:01.244	119	5	19.296	25.417	15.796	1:00.509	119	1	23.922	26.820	16.430	1:07.172	119
6	19.602	25.618	15.841	1:01.061	120	6	19.332	25.441	15.727	1:00.500	119	2	20.342	25.931	15.898	1:02.171	120
7	19.590	25.661	15.878	1:01.129	120	7	19.363	25.422	15.773	1:00.558	119	3	19.618	26.069	16.018	1:01.705	120
8	19.601	25.607	16.310	1:01.518	119	8	19.392	25.432	15.775	1:00.599	118	4	19.500	26.307	16.172	1:01.979	121
9	19.693	25.640	15.912	1:01.245	119	9	19.622	25.397	15.864	1:00.883	118	5	19.556	25.552	15.950	1:01.058	122

Timekeeper

Race Director



OK
**Qualifying Heat A-C
Analysis**

For information purposes. No official / regulatory value

Laps	Sector 1	Sector 2	Sector 3	Lap Time	Spd	Laps	Sector 1	Sector 2	Sector 3	Lap Time	Spd
6	19.676	25.589	15.906	1:01.171	120	2	20.797	25.885	16.025	1:02.707	118
7	19.648	26.066	16.310	1:02.024	118	3	19.632	25.948	16.202	1:01.782	117
8	19.568	25.722	16.033	1:01.323	119	4	19.468	25.753	16.091	1:01.312	118
9	19.684	25.689	16.327	1:01.700	119	5	19.488	25.738	15.931	1:01.157	117
10	19.932	26.441	16.158	1:02.531	119	6	19.549	25.714	16.006	1:01.269	117
No.294 ZASOV Georgiy						7	19.526	25.766	15.975	1:01.267	117
1	23.572	26.501	16.477	1:06.550	116	8	19.563	25.921	16.373	1:01.857	116
2	20.536	29.686	16.034	1:06.256	118	9	19.704	25.736	15.997	1:01.437	116
3	19.914	25.623	16.015	1:01.552	118	10	19.614	25.824	16.352	1:01.790	116
4	19.436	25.790	16.064	1:01.290	119	No.309 KARA OSMAN Amin					
5	19.403	25.626	15.931	1:00.960	118	1	23.833	26.913	16.296	1:07.042	120
6	19.398	25.743	15.959	1:01.100	118	2	20.317	26.166	15.918	1:02.401	121
7	19.578	25.751	16.399	1:01.728	116	3	19.456	25.940	16.029	1:01.425	122
8	19.473	25.668	16.411	1:01.552	116	4	19.535	26.054	16.137	1:01.726	121
9	19.579	25.765	15.989	1:01.333	118	5	19.486	25.559	16.046	1:01.091	122
10	19.857	31.243	19.432	1:10.532	103	6	19.472	25.686	15.912	1:01.070	121
No.296 GARST Marco						7	19.548	25.769	15.984	1:01.301	120
1	23.372	26.364	16.353	1:06.089	119	8	19.632	25.739	15.941	1:01.312	122
2	20.204	26.089	16.058	1:02.351	117	9	20.191	25.830	15.980	1:02.001	121
3	19.552	26.052	16.398	1:02.002	118	10	19.821	26.126	16.057	1:02.004	122
4	19.634	25.719	16.089	1:01.442	118	No.303 AUTMAITRE Mathis					
5	19.600	25.656	15.938	1:01.194	118	1	24.545	27.124	16.578	1:08.247	116
6	19.609	25.667	15.998	1:01.274	117	2	19.975	27.299	16.704	1:03.978	118
7	19.588	25.671	15.966	1:01.225	117	3	20.354	26.016	16.148	1:02.518	119
8	19.633	25.926	16.556	1:02.115	117	4	19.759	25.903	16.011	1:01.673	119
9	20.317	25.729	15.908	1:01.954	117	5	19.733	25.942	16.082	1:01.757	119
10	20.014	25.839	16.117	1:01.970	117	6	19.710	25.958	16.068	1:01.736	119
No.306 ANDRIOTIS Paul						7	19.831	26.031	16.121	1:01.983	118
1	22.413	27.411	16.221	1:06.045	116	8	19.766	26.041	16.093	1:01.900	118
						9	19.926	26.193	16.106	1:02.225	118
						10	20.204	26.207	16.295	1:02.706	118

Timekeeper

Race Director

Champions of the Future 2025 Euro Series: R1 - Campillos (ESP) 26-29/03/2025

Page 3 / 3

www.championskarting.com / RGMCM

 Apex Timing GoRacing 

OK

Qualifying Heat A-C

Document 39

Starting Grid

Subject to scrutineering & sporting investigations

31 th	303 AUTMAITRE Mathis KR / TM		16	269 ALATORRE ARTIGAS Mariano KR		32 th
29 th	284 BROVKO Mark KR / IAME		15	309 KARA OSMAN Amin EXPRIT / TM		30 th
27 th	292 JUNCHER Marcus TONY KART / TM		14	260 CEGIELSKI Franciszek KR / TM		28 th
25 th	294 ZASOV Georgiy KR / IAME		13	268 GARCIA LOPEZ Aaron KR		26 th
23 th	281 SILKUNAS Markas KR / IAME		12	211 GALAN Oskar KR / IAME		24 th
21 th	219 BRALIC Jason HENZA / IAME		11	220 HELDER Jorn HENZA / IAME		22 th
19 th	250 KOWALCZYK Klara KR / IAME		10	252 MATSUI Sara KR / IAME		20 th
17 th	226 KORNDER Luke LN / TM		9	239 SAVELEV Makar KR / IAME		18 th
15 th	266 GONZALEZ Eloi BIREL ART / TM KART		8	296 GARST Marco KR / IAME		16 th
13 th	262 LYZEN Borys KR / TM		7	253 KUKLANE Roland KR / TM		14 th
11 th	248 ANAGNOSTIADIS James KR / IAME		6	306 ANDRIOTIS Paul ENERGY CORSE / TM		12 th
9 th	233 KINMARK Oliver KR / IAME		5	214 PAVAN Sebastiano TONY KART / TM		10 th
7 th	229 GUSTAFSSON Viktor CRG / TM		4	213 KACZYNSKI Elliot TONY KART / TM		8 th
5 th	273 WHERRELL Lewis EXPRIT / TM		3	287 SMITH Joseph KR / IAME		6 th
3 rd	256 VAN LANGENDONCK Dries KR / IAME		2	251 MICALLEF Jacob KR / IAME		4 th
1 st	277 COSTOYA Christian PAROLIN / TM		1	206 PESL Jindrich TONY KART / VORTEX		2 nd

POLE POSITION



Start : 28/03 - 15:05 10 Laps = 15.880 km

Timekeeper

Race Director

Champions of the Future 2025 Euro Series: R1 - Campillos (ESP) 26-29/03/2025

Page 1 / 1

www.championskarting.com / RGMCC

Apex Timing GoRacing

OK

Qualifying Heat D-F Results

Document 56.1

Subject to scrutineering & sporting investigations

Rnk	No.	Competitor	E. Nat	Driver	D. Nat	Equipment	Laps	Gap	Interv.	Best lap	Spd	Penalty	Points
1	▲3	242	ITA	MARTINESE Iacopo	ITA	KR / IAME	10			1:00.881	119.6		50
2	▲1	246	ITA	CRAIGIE Kenzo	GBR	KR / IAME	10	1.171	1.171	1:00.905	118.6		44
3	▼2	202	BEL	RAMAEKERS Thibaut	BEL	KR / IAME	10	1.476	0.305	1:00.953	120.8		41
4	▲2	244	ITA	FRANCIS Lewis	AUS	KR / IAME	10	1.835	0.359	1:01.051	121.2		38
5	▼3	302	ITA	SHARP Aston	GBR	BIREL ART / TM	10	2.331	0.496	1:00.987	121.3		36
6	▲12	275	ITA	MARTI Hugo	ESP	PAROLIN / TM	10	3.550	1.219	1:01.032	120.6		34
7	=	222	ITA	RASMUSSEN Oliver Fodor	DEN	TONY KART / VORTEX	10	4.512	0.962	1:01.203	118.8		32
8	▲3	223	ITA	PRADIER Thomas Cyrille	FRA	TONY KART / VORTEX	10	5.332	0.820	1:01.141	118.7		30
9	▼4	241	ITA	KOLOVOVS Stylianos Taxiarchis	GRE	KR / IAME	10	5.588	0.256	1:01.240	120.6		28
10	▲2	299	ITA	NETO Maria	POR	CRG / IAME	10	6.185	0.597	1:00.994	117.6		27
11	▼2	264	ITA	IVANNIKOV Vladimir	ITA	BIREL ART / TM KART	10	6.329	0.144	1:00.970	121.4		26
12	▲3	263	ITA	WOLFE Noah	GBR	BIREL ART / TM KART	10	7.347	1.018	1:01.051	121.8		25
13	▼5	305	ITA	FIRHAND Qarrar	TUN	PAROLIN / TM	10	7.702	0.355	1:00.773	119.3		24
14	▲6	278	BEL	KLEMETSEN Vegard	NOR	KR / IAME	10	8.108	0.406	1:01.112	119.7		23
15	▼5	217	NED	KOIVISTO Emeeli	FIN	HENZA / IAME	10	9.220	1.112	1:01.179	120.3		22
16	=	255	ITA	ZHAO Zijun	CHN	KR / IAME	10	9.303	0.083	1:01.412	119.6		21
17	▼4	298	ITA	ROCCHIO Gino	ITA	TONY KART / VORTEX	10	9.659	0.356	1:01.147	119.7		20
18	▼4	259	GBR	STADTLER Oliver	GER	KR / IAME	10	10.641	0.982	1:01.112	121.0		19
19	▲13	237	ITA	NOUGUEYREDE Clovis	FRA	CRG / IAME	10	10.772	0.131	1:01.131	119.2		18
20	▲7	301	ITA	GIRARDET Alois	FRA	CRG / IAME	10	11.649	0.877	1:00.986	119.8		17
21	▲5	310	BEL	MEUNIER Senna	BEL	KR	10	12.463	0.814	1:00.820	121.2		16
22	▲2	267	ESP	TORT MAS Lluís	ESP	KR	10	13.161	0.698	1:01.130	119.9		15
23	▲2	286	FRA	ANZHE Sun	ITA	KR / IAME	10	13.729	0.568	1:01.207	118.2		14
24	▼2	228	ITA	MINNS Sebastian	GBR	CRG / IAME	10	14.551	0.822	1:01.237	119.4	+5.000	13
25	▲6	282	BEL	HARASTEY Daniel	CZE	KR / IAME	10	14.826	0.275	1:01.439	116.9		12
26	▼3	265	ITA	PARKER Skye	GBR	BIREL ART / TM KART	10	16.885	2.059	1:00.813	120.2	+5.000	11
27	▲1	293	CZE	POKORNY Daniel	CZE	EXPRIT	10	18.491	1.606	1:01.274	120.6	+5.000	10
28	▲2	225	GBR	SUN Yibei	ITA	LN / TM	1	9 Laps	9 Laps	1:08.309	117.5		9
29	▼8	257	NED	SACHSE Bertram	DEN	HENZA / IAME	1	9 Laps	0.157	1:08.401	115.8		8

No.228 MINNS Sebastian : 5 sec time penalty in the above mentioned session - Warning Flag (art. 26.1 Sporting Regulations). According to Stewards' Decision No.67.

No.265 PARKER Skye : 5 sec time penalty for incorrectly installed Front Fairing or incorrect position of front fairing. According to Stewards' Decision No.68-265.

No.293 POKORNY Daniel : 5 sec time penalty for incorrectly installed Front Fairing or incorrect position of front fairing. According to Stewards' Decision No.68-293.

Not Classified

235	DPK RACING	ESP	NIKISHOV Nikita	ESP	KR / IAME			DNS					7
243	KR MOTORSPORT SRL	ITA	KAWPENG Sebastien	ITA	KR / IAME			DNS					7
304	KBK COMPETITION	FRA	GHEYSEN Lucas	BRA	KR / TM			DSQ		1:08.076	117.7	+5.000	3

No.304 GHEYSEN Lucas : 5 sec time penalty for incorrectly installed Front Fairing or incorrect position of front fairing. According to Stewards' Decision No.68-304.

No.304 GHEYSEN Lucas : Disqualification for bad manoeuvre (art. 2.24 CIK General Prescriptions). According to Stewards' Decision No.69.

Leaders : No.202 RAMAEKERS Thibaut (1-1) / No.242 MARTINESE Iacopo (2-10)

Start Time : 28/03 - 14:27:51

Best lap : No.305 FIRHAND Qarrar 1:00.773 94.07 kph

Weather : Sunny Air : 19°C Track : Dry

Event Record : No.277 COSTOYA Christian 59.897 95.44 kph

No.304 INVEST 04:46 Lap 1

No.228 07:02 Lap 6

No.265 10:10 Lap 9

Steward #1

Steward #2

Steward #3

Champions of the Future 2025 Euro Series: R1 - Campillos (ESP) 26-29/03/2025

Page 1 / 1

www.championskarting.com / RGMCM

Apex Timing GoRacing



DOCUMENT N° 69

**DÉCISION DES COMMISSAIRES SPORTIFS
STEWARDS' DECISION**

PÉNALITÉ INFLIGÉE AU CONCURRENT (NOM) : **KBK COMPETITION**
PENALTY INFLICTED UPON THE ENTRANT (NAME):

NATIONALITÉ / NATIONALITY: **FRA**

N°: **304** PILOTE : **GHEYSEN Lucas**
No.: DRIVER :

Concerne la partie de l'Épreuve : **OK - Qualifying Heat D-F**
Concerns the part of the event:

ÉNONCÉ / STATEMENT:

Disqualification from the above-mentioned Session.

MOTIF / REASON:

The Stewards having received a report from the Judge of Facts (Doc n° 54) requested by the Race Director, having examined this report, summoned and heard the Driver and Entrant concerned (Summon Doc n° 66), have considered the following matter, determine the following: _The above-mentioned Driver caused an collision – an incident as defined in Art. 2.24 of the 2025 CIK-FIA General Prescriptions. In the session concerned by lap 2 at MP 9 made contact with kart (kart n° 257) and following of this manoeuvre 3 karts had to retire. _This fact is a violation against the Art. 3.6.2 e of the 2025 FIA Code of Driving Conduct. _The Stewards impose this penalty according to Art.2.24 of the 2025 CIK-FIA General Prescriptions and Art.12.4 of the 2025 FIA International Sporting Code. _The Competitor is reminded of his right to appeal in accordance with Art. 15 of the 2025 FIA International Sporting Code, within the applicable time limits.

**Décision annoncée
Decision announced**

Date / Date: **28/03/2025**

Heure / Time: **14:57**

Nom / Name

Signature

Président du Collège / *Chairman of the Panel:*

Kris LAMBRECHT (BEL)



Membres du Collège / *Members of the Panel:*

Pere SAURA (ESP)



Jose M. MONTES (ESP)



NOTIFICATION AU CONCURRENT CONCERNÉ / NOTIFICATION TO THE RELEVANT ENTRANT

Je soussigné :

I undersigned: Nom personnel / *personal name*

Représentant du Concurrent : **KBK COMPETITION**

Representing the Entrant: Nom du Concurrent / *Entrant's name*

Certifie avoir reçu notification du document N° **69** des Commissaires Sportifs de l'Épreuve.
Certify that I have been notified of document No. **69** *by the Stewards of the Meeting.*

Date :

Heure / Time:

Signature :

DOCUMENT N° 67
DÉCISION DES COMMISSAIRES SPORTIFS
STEWARDS' DECISION

PÉNALITÉ INFLIGÉE AU CONCURRENT (NOM) : **CRG RACING TEAM**
PENALTY INFLICTED UPON THE ENTRANT (NAME):

NATIONALITÉ / NATIONALITY: **ITA**

N°: **228**
No.:

PILOTE : **MINNS Sebastian**
DRIVER :

Concerne la partie de l'Épreuve : **OK - Qualifying Heat D-F**
Concerns the part of the event:

ÉNONCÉ / STATEMENT:

5 sec time penalty in the above mentioned session - Warning Flag

MOTIF / REASON:

The Driver no. 228 caused a contact with kart no. 217 near MP 8 in lap 5. The driver concerned forced kart no 217 to loose his position (reported by Judge of Facts after video control, requested by Race Director, Doc n° 55). Having considered the report concerned and relevant video sequence the Stewards judged this incident as a violation against the article 26.1 of the Championship Sporting Regulations and art. 3.2.6.e of the 2025 Karting Code of Driving Conduct. The Competitor is reminded that, in accordance with art. 12.3.4 of the 2025 FIA International Sporting Code and art. 26.2 of the Championship Sporting Regulations the above penalty is not susceptible to appeal.

Décision annoncée
Decision announced

Date / Date: **28/03/2025**

Heure / Time: **14:42**

Nom / Name

Signature

Président du Collège / Chairman of the Panel:

Kris LAMBRECHT (BEL)



Membres du Collège / Members of the Panel:

Pere SAURA (ESP)



Jose M. MONTES (ESP)



NOTIFICATION AU CONCURRENT CONCERNÉ / NOTIFICATION TO THE RELEVANT ENTRANT

Je soussigné :

I undersigned: Nom personnel / personal name

Représentant du Concurrent : **CRG RACING TEAM**

Representing the Entrant: Nom du Concurrent / Entrant's name

Certifie avoir reçu notification du document N° **67** des Commissaires Sportifs de l'Épreuve.
Certify that I have been notified of document No. **67** by the Stewards of the Meeting.

Date :

Heure / Time:

Signature :

OK

Qualifying Heat D-F

For information purposes. No official / regulatory value

Lap Chart

	1	2	3	4	5	6	7	8	9	10	11	12	13	14	15	16	17	18	19	20	21	22	23	24	25	26	27	28	29	30	31	32
Grid	202	302	246	242	241	244	222	305	264	217	223	299	298	259	263	255	243	275	235	278	257	228	265	267	286	310	301	293	304	225	282	237
Start	202	302	246	242	241	244	222	305	217	299	264	259	255	223	275	298	278	228	263	267	310	293	225	237	257	265	286	301	304	282		
Lap 1 Interval	202	246	302	242	244	241	222	217	275	255	223	305	228	263	299	264	259	278	310	298	267	301	265	293	237	286	225	257	282	304		
		0.1	0.1	0.3	0.3	0.2	0.1	0.1	0.0	0.3	1.0	0.8	0.3	0.0	0.1	0.0	0.1	0.4	0.1	0.1	0.2	0.3	0.1	0.1	0.1	0.4	0.4	0.1	0.1	0.0		
Lap 2	242	246	202	244	302	222	275	241	217	255	223	305	263	299	228	264	278	259	298	301	310	267	265	293	286	237	282					
		0.1	0.0	0.6	0.1	0.1	0.0	0.1	0.6	0.1	0.2	0.1	1.0	0.1	0.4	0.1	0.5	0.1	0.5	0.1	0.1	0.1	0.5	0.0	0.1	0.2	0.3	1.2				
Lap 3	242	246	202	244	302	275	222	241	255	223	217	263	299	305	264	228	278	259	298	267	301	310	293	265	237	286	282					
		0.3	0.1	0.3	0.2	0.3	0.7	0.2	0.5	0.2	0.1	0.6	0.1	0.0	0.4	0.1	0.2	0.0	0.5	0.9	0.3	0.6	0.6	0.1	0.1	0.2	0.1					
Lap 4	242	246	202	244	302	275	222	241	223	255	217	263	299	305	264	278	228	259	298	267	301	310	265	293	237	286	282					
		0.5	0.3	0.2	0.2	0.2	0.9	0.2	0.8	0.3	0.0	0.0	0.2	0.1	0.2	0.7	0.3	0.6	0.1	0.2	0.1	0.4	1.2	0.1	0.0	0.0	0.3					
Lap 5	242	246	202	244	302	275	222	241	223	255	299	263	264	305	278	228	298	217	267	310	301	259	265	237	293	286	282					
		0.7	0.2	0.2	0.1	0.3	1.0	0.3	0.6	0.6	0.8	0.1	0.1	0.1	0.1	1.3	0.1	0.4	0.1	0.0	0.1	0.0	0.4	0.5	0.4	0.1	0.4					
Lap 6	242	246	202	244	302	275	222	241	223	255	299	263	264	305	278	228	298	217	310	259	265	301	237	267	293	286	282					
		0.7	0.3	0.2	0.2	0.4	1.1	0.3	0.5	0.9	0.3	0.4	0.1	0.8	0.2	0.4	0.1	0.3	0.2	0.6	0.4	0.0	0.1	0.4	0.4	0.0	0.3					
Lap 7	242	246	202	244	302	275	222	241	223	299	255	264	263	305	278	228	217	298	310	259	265	237	301	267	293	286	282					
		0.6	0.4	0.3	0.2	0.6	1.2	0.4	0.3	1.2	0.2	0.1	0.1	0.4	0.6	0.6	0.2	0.5	0.4	0.0	0.1	0.4	0.0	0.1	0.5	0.3	0.4					
Lap 8	242	246	202	244	302	275	222	241	223	299	264	263	255	305	278	228	217	298	259	237	301	310	265	267	293	286	282					
		0.7	0.4	0.4	0.4	0.6	1.2	0.3	0.3	1.0	0.3	0.7	0.2	0.0	0.3	0.8	0.2	0.5	1.0	0.0	0.5	0.4	0.0	1.0	0.2	0.0	0.1					
Lap 9	242	246	202	244	302	275	222	223	241	299	264	263	305	278	255	217	228	298	259	237	301	265	310	267	293	286	282					
		0.9	0.3	0.4	0.3	0.9	1.1	0.8	0.1	0.6	0.1	1.0	0.3	0.2	0.4	0.6	0.1	0.4	0.9	0.1	0.6	0.5	0.3	0.6	0.3	0.2	0.5					
Lap 10	242	246	202	244	302	275	222	223	241	299	264	263	305	278	217	255	228	298	259	237	301	265	310	267	293	286	282					
		1.1	0.3	0.3	0.4	1.2	0.9	0.8	0.2	0.5	0.1	1.0	0.3	0.4	1.1	0.0	0.2	0.1	0.9	0.1	0.8	0.2	0.5	0.6	0.3	0.2	1.0					

Timekeeper *Albert Perez*

Race Director *[Signature]*



OK
**Qualifying Heat D-F
Analysis**

For information purposes. No official / regulatory value

Laps	Sector 1	Sector 2	Sector 3	Lap Time	Spd	Laps	Sector 1	Sector 2	Sector 3	Lap Time	Spd	Laps	Sector 1	Sector 2	Sector 3	Lap Time	Spd
No.202 RAMAEKERS Thibaut						No.225 SUN Yibei						No.242 MARTINESE Iaccopo					
1	20.307	25.832	16.078	1:02.217	118	7	19.577	25.691	15.956	1:01.224	120	1	20.910	25.824	16.065	1:02.799	119
2	20.392	25.998	16.126	1:02.516	120	8	19.546	25.630	16.011	1:01.187	119	2	19.598	25.799	16.184	1:01.581	118
3	19.818	25.701	15.922	1:01.441	120	9	19.632	25.674	16.078	1:01.384	120	3	19.536	25.707	15.932	1:01.175	119
4	19.634	25.664	15.920	1:01.218	120	10	19.627	25.763	15.939	1:01.329	119	4	19.468	25.556	15.857	1:00.881	119
5	19.530	25.611	15.908	1:01.049	120	No.228 MINNS Sebastian						5	19.412	25.595	15.877	1:00.884	119
6	19.572	25.606	15.887	1:01.065	120	1	21.761	27.091	16.819	1:05.671	116	6	19.450	25.644	15.880	1:00.974	119
7	19.508	25.550	15.895	1:00.953	120	2	20.462	25.756	16.085	1:02.303	118	7	19.430	25.594	15.914	1:00.938	119
8	19.517	25.606	15.879	1:01.002	120	3	19.600	25.641	16.416	1:01.657	120	8	19.484	25.658	15.805	1:00.947	119
9	19.599	25.613	15.898	1:01.110	120	4	20.258	25.722	15.994	1:01.974	119	9	19.462	25.575	15.857	1:00.894	120
10	19.606	25.669	15.915	1:01.190	120	5	19.592	26.480	16.279	1:02.351	118	10	19.562	25.612	15.911	1:01.085	119
No.217 KOIVISTO Emeeli						No.237 NOUGUEYREDE Clovis						No.244 FRANCIS Lewis					
1	21.240	25.828	16.433	1:03.501	119	1	22.973	27.417	17.055	1:07.445	118	1	20.973	25.940	16.212	1:03.125	119
2	20.518	25.921	16.259	1:02.698	119	2	20.139	27.191	15.891	1:03.221	119	2	19.703	26.053	16.329	1:02.085	120
3	19.825	26.641	15.907	1:02.373	120	3	19.503	26.358	16.458	1:02.319	119	3	19.628	25.634	15.881	1:01.143	120
4	19.646	25.672	16.277	1:01.595	120	4	19.463	25.708	16.215	1:01.386	117	4	19.541	25.643	15.891	1:01.075	120
5	21.017	27.092	16.571	1:04.680	119	5	19.744	25.555	15.832	1:01.131	119	5	19.554	25.607	15.896	1:01.057	120
6	19.724	25.562	15.893	1:01.179	120	6	19.539	25.628	16.070	1:01.237	119	6	19.570	25.579	15.902	1:01.051	121
7	19.552	25.776	15.858	1:01.186	120	7	19.565	25.830	15.999	1:01.394	119	7	19.591	25.603	15.916	1:01.110	120
8	19.624	25.670	15.948	1:01.242	120	8	19.558	25.762	15.961	1:01.281	119	8	19.470	25.685	15.898	1:01.053	120
9	19.586	25.701	15.956	1:01.243	120	9	19.688	25.700	16.189	1:01.577	121	9	19.604	25.619	15.935	1:01.158	120
10	19.570	25.600	16.274	1:01.444	117	10	19.718	25.881	16.065	1:01.664	118	10	19.589	25.619	15.860	1:01.068	120
No.222 RASMUSSEN Oliver Fodor						No.241 KOLOVOS Stylianos Taxiarchis						No.246 CRAIGIE Kenzo					
1	21.108	26.005	16.364	1:03.477	118	1	20.701	26.114	16.611	1:03.426	119	1	20.402	25.847	16.084	1:02.333	116
2	19.932	25.810	16.313	1:02.055	119	2	20.338	25.702	16.303	1:02.343	121	2	19.740	25.903	16.594	1:02.237	118
3	20.309	25.772	16.000	1:02.081	118	3	20.304	25.786	16.028	1:02.118	120	3	19.715	25.656	15.991	1:01.362	118
4	19.674	25.571	15.958	1:01.203	118	4	19.657	25.653	15.955	1:01.265	120	4	19.569	25.608	15.906	1:01.083	118
5	19.626	25.651	15.949	1:01.226	118	5	19.611	25.749	15.974	1:01.334	120	5	19.550	25.626	15.909	1:01.085	118
6	19.656	25.675	15.989	1:01.320	118	6	19.482	25.919	15.936	1:01.337	120	6	19.474	25.576	15.927	1:00.977	118
7	19.595	25.766	15.991	1:01.352	118	7	19.596	25.729	16.056	1:01.381	119	7	19.457	25.581	15.867	1:00.905	118
8	19.597	25.722	15.971	1:01.290	118	8	19.659	25.549	15.962	1:01.170	120	8	19.498	25.701	15.809	1:01.008	118
9	19.644	25.666	15.928	1:01.238	119	9	19.594	25.732	15.928	1:01.254	118	9	19.500	25.638	15.997	1:01.135	118
10	19.660	25.729	15.957	1:01.346	118	10	19.553	25.809	15.927	1:01.289	119	10	19.530	25.701	16.034	1:01.265	116
No.223 PRADIER Thomas Cyrille						No.255 ZHAO Zijun											
1	21.837	26.866	16.076	1:04.779	117	1	21.406	26.217	16.155	1:03.778	119						
2	19.797	25.795	16.053	1:01.645	119	2	19.962	26.197	16.304	1:02.463	119						
3	19.782	26.132	15.977	1:01.891	119	3	19.820	26.052	15.972	1:01.844	119						
4	19.575	25.691	16.009	1:01.275	118	4	19.667	25.689	16.553	1:01.909	119						
5	19.522	25.655	15.964	1:01.141	118	5	19.681	25.733	15.998	1:01.412	119						
6	19.628	25.663	15.963	1:01.254	119	6	19.578	25.983	15.995	1:01.556	119						

 Timekeeper 

 Race Director 

OK
**Qualifying Heat D-F
Analysis**

For information purposes. No official / regulatory value

Laps	Sector 1	Sector 2	Sector 3	Lap Time	Spd	Laps	Sector 1	Sector 2	Sector 3	Lap Time	Spd	Laps	Sector 1	Sector 2	Sector 3	Lap Time	Spd						
7	19.590	25.771	16.417	1:01.778	119	No.265 PARKER Skye						7	19.507	25.683	15.922	1:01.112	119						
8	19.874	26.052	16.262	1:02.188	117	1	22.747	27.469	16.841	1:07.057	118	8	19.495	25.701	15.941	1:01.137	120						
9	20.219	25.842	15.993	1:02.054	120	2	20.218	26.356	16.185	1:02.759	119	9	19.683	25.652	15.918	1:01.253	121						
10	19.647	25.968	16.518	1:02.133	117	3	19.888	26.689	16.392	1:02.969	118	10	19.573	25.613	16.186	1:01.372	118						
No.257 SACHSE Bertram						No.267 TORT MAS Lluís						No.282 HARASTEY Daniel											
1	22.855	28.110	17.436	1:08.401	115	1	22.756	27.464	16.750	1:06.970	117	1	22.732	27.535	17.692	1:07.959	114						
No.259 STADTLER Oliver						2	20.619	26.318	16.226	1:03.163	117	2	20.165	26.970	16.155	1:03.290	116						
1	22.900	27.171	16.282	1:06.353	119	3	19.690	25.640	15.914	1:01.244	118	3	19.538	25.710	16.211	1:01.459	118						
2	20.740	25.993	16.023	1:02.756	119	4	19.436	25.630	16.101	1:01.167	118	4	19.616	25.773	16.050	1:01.439	116						
3	19.628	25.589	15.895	1:01.112	121	5	19.619	25.791	16.605	1:02.015	117	5	19.881	25.904	16.013	1:01.798	117						
4	20.018	26.279	16.038	1:02.335	119	6	20.516	26.253	16.286	1:03.055	118	6	19.707	25.788	16.080	1:01.575	116						
5	19.361	27.142	16.120	1:02.623	117	7	19.507	25.666	15.957	1:01.130	119	7	19.749	25.890	16.041	1:01.680	117						
6	20.151	25.723	15.838	1:01.712	119	8	19.837	26.933	16.262	1:03.032	117	8	19.710	26.164	16.271	1:02.145	115						
7	19.320	25.609	16.439	1:01.368	119	9	19.701	25.729	15.961	1:01.391	118	9	19.905	26.081	16.156	1:02.142	116						
8	20.056	25.632	16.019	1:01.707	119	10	19.622	25.813	16.018	1:01.453	117	10	19.758	26.035	16.078	1:01.871	116						
9	19.565	25.671	15.972	1:01.208	119	No.275 MARTI Hugo						No.286 ANZHE Sun											
10	19.573	25.685	16.044	1:01.302	119	1	21.354	25.970	16.060	1:03.384	119	1	22.917	27.444	17.281	1:07.642	118						
No.263 WOLFE Noah						2	20.075	25.682	16.102	1:01.859	120	2	19.853	26.621	16.003	1:02.477	119						
1	21.962	27.200	16.502	1:05.664	118	3	19.826	25.539	15.914	1:01.279	119	3	19.705	26.375	16.811	1:02.891	119						
2	19.884	25.789	15.970	1:01.643	119	4	19.541	25.552	15.939	1:01.032	120	4	19.517	25.650	16.040	1:01.207	118						
3	19.539	25.662	16.276	1:01.477	119	5	19.544	25.656	15.928	1:01.128	119	5	20.100	25.681	15.957	1:01.738	120						
4	19.459	25.638	15.954	1:01.051	121	6	19.582	25.653	15.942	1:01.177	120	6	19.570	25.695	16.360	1:01.625	117						
5	20.124	25.720	16.480	1:02.324	120	7	19.639	25.687	15.939	1:01.265	120	7	19.847	25.680	16.027	1:01.554	120						
6	19.611	25.730	15.933	1:01.274	120	8	19.622	25.695	15.978	1:01.295	118	8	19.479	26.106	16.901	1:02.486	120						
7	19.555	25.694	16.069	1:01.318	121	9	19.649	25.740	15.987	1:01.376	119	9	19.844	25.833	16.032	1:01.709	120						
8	19.660	25.826	16.085	1:01.571	119	10	19.703	25.718	16.065	1:01.486	118	10	19.605	25.668	16.078	1:01.351	120						
9	19.550	25.762	15.960	1:01.272	119	No.278 KLEMETSEN Vegard						No.293 POKORNY Daniel											
10	19.555	25.754	15.947	1:01.256	119	1	22.374	27.789	16.433	1:06.596	119	1	22.770	27.441	17.210	1:07.421	119						
No.264 IVANNIKOV Vladimir						2	20.388	25.814	15.997	1:02.199	119	2	20.185	26.462	16.150	1:02.797	120						
1	22.270	27.492	16.451	1:06.213	119	3	19.630	25.549	15.994	1:01.173	120	3	19.852	26.419	16.368	1:02.639	118						
2	20.297	25.970	15.967	1:02.234	120	4	19.756	25.684	15.935	1:01.375	119	4	19.375	25.678	16.517	1:01.570	118						
3	19.556	25.745	16.043	1:01.344	120	5	19.632	25.801	15.919	1:01.352	120	5	19.991	25.705	16.001	1:01.697	120						
4	19.368	25.767	15.903	1:01.038	121	6	19.877	25.861	16.448	1:02.186	118	6	19.510	25.761	16.467	1:01.738	118						
5	19.921	25.753	16.117	1:01.791	121	No.298 ROCCHIO Gino																	
6	19.961	25.511	15.879	1:01.351	121	1	22.370	27.716	16.850	1:06.936	119	1	22.370	27.716	16.850	1:06.936	119						
7	19.499	25.652	15.819	1:00.970	121	2	20.691	25.923	15.957	1:02.571	119	2	20.691	25.923	15.957	1:02.571	119						
8	19.564	25.547	15.859	1:00.970	121																		
9	19.504	25.674	15.810	1:00.988	121																		
10	19.602	25.774	15.896	1:01.272	121																		

Timekeeper

Race Director



OK
**Qualifying Heat D-F
Analysis**

For information purposes. No official / regulatory value

Laps	Sector 1	Sector 2	Sector 3	Lap Time	Spd	Laps	Sector 1	Sector 2	Sector 3	Lap Time	Spd
3	19.672	25.559	15.916	1:01.147	119	10	19.609	25.637	15.941	1:01.187	120
4	19.635	25.998	16.298	1:01.931	120	No.304 GHEYSEN Lucas					
5	19.616	25.757	16.261	1:01.634	119	1	22.855	27.755	17.466	1:08.076	117
6	19.665	25.587	15.994	1:01.246	120	No.305 FIRHAND Qarrar					
7	19.597	26.366	16.163	1:02.126	120	1	22.107	27.252	16.464	1:05.823	116
8	19.615	25.692	15.908	1:01.215	119	2	19.519	25.523	15.927	1:00.969	119
9	19.633	25.684	15.936	1:01.253	120	3	19.858	26.288	16.577	1:02.723	119
10	19.655	25.695	15.959	1:01.309	120	4	19.726	25.620	15.932	1:01.278	119
No.299 NETO Maria						5	20.115	25.929	16.059	1:02.103	119
1	22.180	27.562	16.477	1:06.219	118	6	20.179	25.822	16.059	1:02.060	117
2	19.973	25.719	15.987	1:01.679	117	7	19.374	25.529	15.870	1:00.773	119
3	19.537	25.697	16.209	1:01.443	118	8	19.570	25.689	16.198	1:01.457	116
4	19.583	25.655	15.944	1:01.182	118	9	19.794	25.591	15.889	1:01.274	119
5	20.137	25.594	16.112	1:01.843	117	10	19.548	25.670	16.034	1:01.252	118
6	19.530	25.559	15.958	1:01.047	117	No.310 MEUNIER Senna					
7	19.536	25.645	16.012	1:01.193	117	1	22.852	27.098	16.530	1:06.480	120
8	19.428	25.675	15.891	1:00.994	117	2	20.641	26.428	15.988	1:03.057	121
9	19.485	25.748	15.930	1:01.163	117	3	20.403	26.522	15.809	1:02.734	120
10	19.631	25.702	15.992	1:01.325	117	4	19.390	25.547	15.883	1:00.820	121
No.301 GIRARDET Alois						5	19.482	25.746	16.218	1:01.446	120
1	22.329	27.425	16.836	1:06.590	118	6	19.732	25.613	15.898	1:01.243	120
2	20.186	26.016	15.930	1:02.132	120	7	19.560	25.873	16.516	1:01.949	119
3	20.506	25.851	15.913	1:02.270	119	8	20.652	26.053	16.190	1:02.895	121
4	19.432	25.629	15.925	1:00.986	119	9	19.678	26.086	16.026	1:01.790	121
5	19.649	25.739	16.704	1:02.092	115	10	19.644	25.805	15.993	1:01.442	121
6	20.049	26.049	16.140	1:02.238	121	No.302 SHARP Aston					
7	19.608	25.692	16.259	1:01.559	120	1	20.539	25.947	15.997	1:02.483	121
8	19.736	25.960	15.989	1:01.685	119	2	19.986	26.702	16.340	1:03.028	121
9	19.596	25.779	15.967	1:01.342	119	3	19.673	25.658	15.880	1:01.211	121
10	19.622	25.839	16.051	1:01.512	119	4	19.574	25.610	15.929	1:01.113	121
						5	19.519	25.587	15.881	1:00.987	121
						6	19.585	25.653	15.887	1:01.125	121
						7	19.575	25.637	15.869	1:01.081	121
						8	19.586	25.836	15.811	1:01.233	121
						9	19.588	25.717	15.819	1:01.124	121

Timekeeper

Race Director

Champions of the Future 2025 Euro Series: R1 - Campillos (ESP) 26-29/03/2025

Page 3 / 3

www.championskarting.com / RGMCM

 Apex Timing GoRacing 

OK

Qualifying Heat D-F


Document 38

Starting Grid

Subject to scrutineering & sporting investigations

31 th	282 HARASTEY Daniel KR / IAME		16	237 NOUGUEYREDE Clovis CRG / IAME		32 th
29 th	304 GHEYSEN Lucas KR / TM		15	225 SUN Yibei LN / TM		30 th
27 th	301 GIRARDET Alois CRG / IAME		14	293 POKORNY Daniel EXPRIT		28 th
25 th	286 ANZHE Sun KR / IAME		13	310 MEUNIER Senna KR		26 th
23 th	265 PARKER Skye BIREL ART / TM KART		12	267 TORT MAS Lluís KR		24 th
21 th	257 SACHSE Bertram HENZA / IAME		11	228 MINNS Sebastian CRG / IAME		22 th
19 th	235 NIKISHOV Nikita KR / IAME		10	278 KLEMETSEN Vegard KR / IAME		20 th
17 th	243 KAWPENG Sebastien KR / IAME		9	275 MARTI Hugo PAROLIN / TM		18 th
15 th	263 WOLFE Noah BIREL ART / TM KART		8	255 ZHAO Zijun KR / IAME		16 th
13 th	298 ROCCHIO Gino TONY KART / VORTEX		7	259 STADTLER Oliver KR / IAME		14 th
11 th	223 PRADIER Thomas Cyrille TONY KART / VORTEX		6	299 NETO Maria CRG / IAME		12 th
9 th	264 IVANNIKOV Vladimir BIREL ART / TM KART		5	217 KOIVISTO Emeeli HENZA / IAME		10 th
7 th	222 RASMUSSEN Oliver Fodor TONY KART / VORTEX		4	305 FIRHAND Qarrar PAROLIN / TM		8 th
5 th	241 KOLOVOS Stylianos Taxiarchis KR / IAME		3	244 FRANCIS Lewis KR / IAME		6 th
3 rd	246 CRAIGIE Kenzo KR / IAME		2	242 MARTINESE Iacopo KR / IAME		4 th
1 st	202 RAMAEKERS Thibaut KR / IAME		1	302 SHARP Aston BIREL ART / TM		2 nd

POLE POSITION



Start : 28/03 - 14:25 10 Laps = 15.880 km

Timekeeper

Albert Perez

Race Director

[Signature]

Champions of the Future 2025 Euro Series: R1 - Campillos (ESP) 26-29/03/2025

Page 1 / 1

www.championskarting.com / RGMCM

Apex Timing GoRacing **APEX**

OK

Qualifying Heat B-E

Document 55.1

Results

Subject to scrutineering & sporting investigations

Rnk	No.	Competitor	E. Nat	Driver	D. Nat	Equipment	Laps	Gap	Interv.	Best lap	Spd	Penalty	Points
1	▲2	201	ITA	TURNERY Joe	GBR	KR / IAME	10			1:00.709	120.6		50
2	▲2	240	ITA	KELLEHER Daniel	ITA	KR / IAME	10	0.910	0.910	1:00.839	120.2		44
3	▼1	272	GBR	SALA Filippo	ITA	EXPRIT / TM	10	3.150	2.240	1:00.952	119.0		41
4	▲1	271	GBR	BURNETT Jensen	CAN	EXPRIT / TM	10	3.172	0.022	1:00.878	121.3		38
5	▼4	227	GBR	KAMYAB Roman	GBR	LN / TM	10	4.904	1.732	1:01.112	119.7		36
6	▲3	249	ITA	AKSOY Alp	TUR	KR / IAME	10	5.429	0.525	1:01.141	120.5		34
7	▲8	288	FRA	BATTIG Chiara	SUI	KR / IAME	10	5.767	0.338	1:00.909	120.6		32
8	▼1	231	ESP	MARSH Scott	GBR	KR / IAME	10	6.895	1.128	1:01.185	120.1		30
9	▼1	289	FRA	COCHET Louis	FRA	KR / IAME	10	6.959	0.064	1:00.838	120.7		28
10	▼4	291	ITA	DERUNOV Efim	KGZ	PAROLIN / TM	10	7.171	0.212	1:01.171	119.9		27
11	▲11	232	ESP	ARNAUDO Fausto	ARG	KR / IAME	10	8.240	1.069	1:00.920	120.1		26
12	▲1	230	ITA	BOTTARO Davide	ITA	CRG / IAME	10	8.477	0.237	1:00.976	121.0		25
13	▲15	234	ESP	GREEN Zac	GBR	KR / IAME	10	8.555	0.078	1:00.700	120.2		24
14	▼4	279	BEL	CORBI Matt	SUI	KR / IAME	10	8.827	0.272	1:01.068	120.7		23
15	▲1	290	FRA	CHARTIER Alexander	CAN	KR / IAME	10	8.934	0.107	1:01.184	121.4		22
16	▲2	254	ITA	PEDERSEN Dean	USA	KR / IAME	10	9.073	0.139	1:01.122	118.7		21
17	▼3	247	ITA	BERNOLDI Bernardo	ITA	KR	10	9.717	0.644	1:01.084	120.4		20
18	▼7	297	ESP	NILSSON Leo	SWE	KR / IAME	10	10.531	0.814	1:01.064	119.0		19
19	▲1	307	ITA	KRUTOHOLOV Lev	UKR	ENERGY CORSE / IAME	10	11.699	1.168	1:00.998	121.4		18
20	▼3	205	GBR	DRUMMOND Zac	GBR	KR / IAME	10	13.379	1.680	1:01.517	119.4		17
21	▲9	261	POL	RAFALIK Maksymilian	POL	KR / TM	10	13.904	0.525	1:01.276	119.8		16
22	▲7	218	NED	SVAHN Vilmer	SWE	HENZA / IAME	10	14.219	0.315	1:01.699	121.5		15
23	▲8	238	GBR	DOLEH Zak	DMA	KR / IAME	10	14.695	0.476	1:01.518	120.8		14
24	=	280	BEL	STILLER Peter	ITA	KR / IAME	10	15.109	0.414	1:01.446	120.8		13
25	=	216	NED	LUTHARDT Carl	GER	HENZA / IAME	10	15.845	0.736	1:01.080	119.1	+5.000	12
26	=	274	FRA	ROUSSEL Romeo	FRA	KR / IAME	10	25.111	9.266	1:01.726	118.4	+5.000	11
27	▲5	258	BEL	HOANG Arthur	BEL	KR	10	35.113	10.002	1:01.940	116.3	+5.000	10
28	▼16	236	ESP	KERDAL François Dario	SUI	KR / IAME	8	2 Laps	2 Laps	1:01.568	118.7		9
29	▼8	295	ESP	KAMENIK Jakub	CZE	KR / IAME	7	3 Laps	1 Lap	1:01.303	120.5	+5.000	8
30	▼11	212	GBR	HAKKINEN Ella	MON	KR / IAME	5	5 Laps	2 Laps	1:01.063	120.4	+5.000	7
31	▼8	276	ITA	LOWETTE Beau	BEL	PAROLIN / TM	2	8 Laps	3 Laps	1:04.781	116.6		6
32	▼5	245	ITA	FLUXA CROSS Luna	ESP	KR / IAME	0	10 Laps	2 Laps				5

No.216 LUTHARDT Carl : 5 sec time penalty for incorrectly installed Front Fairing or incorrect position of front fairing. According to Stewards' Decision No.64-216.
 No.274 ROUSSEL Romeo : 5 sec time penalty for incorrectly installed Front Fairing or incorrect position of front fairing. According to Stewards' Decision No.64-274.
 No.258 HOANG Arthur : 5 sec time penalty for incorrectly installed Front Fairing or incorrect position of front fairing. According to Stewards' Decision No.64-258.
 No.295 KAMENIK Jakub : 5 sec time penalty for incorrectly installed Front Fairing or incorrect position of front fairing. According to Stewards' Decision No.64-295.
 No.212 HAKKINEN Ella : 5 sec time penalty for incorrectly installed Front Fairing or incorrect position of front fairing. According to Stewards' Decision No.64-212.

Leaders : No.227 KAMYAB Roman (1-2) / No.201 TURNEY Joe (3-10)

Start Time : 28/03 - 12:58:05

Best lap : No.234 GREEN Zac 1:00.700 94.18 kph

Weather : Sunny Air : 19°C Track : Dry

Event Record : No.277 COSTOYA Christian 59.897 95.44 kph

No.212 04:52 Lap 4

Steward #1

Steward #2

Steward #3

OK

Qualifying Heat B-E

For information purposes. No official / regulatory value

Lap Chart

	1	2	3	4	5	6	7	8	9	10	11	12	13	14	15	16	17	18	19	20	21	22	23	24	25	26	27	28	29	30	31	32
Grid	227	272	201	240	271	291	231	289	249	279	297	236	230	247	288	290	205	254	212	307	295	232	276	280	216	274	245	234	218	261	238	258
Start	227	272	240	201	271	231	249	297	291	230	289	279	288	205	236	290	254	212	295	307	232	276	280	216	274	234	245	261	218	258	238	247
Lap 1 Interval	227	272	201	240	271	231	249	230	291	297	279	289	290	288	205	254	295	232	236	234	212	218	216	247	238	261	307	280	274	276	258	
		0.3	0.2	0.1	0.0	0.9	0.1	0.1	0.1	0.1	0.0	0.4	0.3	0.2	0.1	0.1	1.0	0.1	0.3	0.0	0.2	0.1	0.0	0.3	0.2	0.2	0.6	2.6	2.5	3.1	2.1	
Lap 2	227	201	240	272	271	249	231	230	291	279	289	297	288	290	205	254	232	295	234	236	218	247	216	238	307	212	261	280	274	276	258	
		0.2	0.1	0.3	0.0	0.6	0.1	0.2	1.1	0.0	0.1	0.2	0.0	0.3	0.1	0.0	0.0	0.7	0.0	0.3	0.2	0.5	0.7	0.0	0.3	1.0	0.1	1.0	3.2	5.3	0.5	
Lap 3	201	240	272	227	271	249	230	231	291	289	288	279	290	297	232	234	254	295	205	218	247	216	236	307	238	212	261	280	274	258		
		0.2	1.1	0.1	0.1	0.0	0.1	0.1	1.1	0.5	0.3	0.1	0.5	0.1	0.6	0.0	0.3	0.0	0.2	0.1	0.4	0.4	0.0	0.3	0.2	0.4	0.3	1.1	3.9	6.7		
Lap 4	201	240	272	271	227	249	231	230	291	288	289	279	290	232	234	297	254	295	205	247	216	218	307	238	212	261	236	280	274	258		
		0.2	1.2	0.8	0.4	0.3	0.0	0.0	0.0	0.4	0.2	0.1	0.7	0.3	0.4	0.2	0.0	0.1	0.7	0.1	0.1	0.0	0.1	0.6	0.7	0.4	0.1	0.3	4.2	7.1		
Lap 5	201	240	272	271	227	249	231	288	291	230	279	289	232	234	290	254	295	297	247	216	307	205	218	238	212	261	236	280	274	258		
		0.3	1.4	0.7	0.6	0.2	0.3	0.3	0.1	0.6	0.0	0.1	0.1	0.7	0.0	0.8	0.2	0.1	0.1	0.2	0.3	0.0	0.2	0.5	0.2	0.6	1.1	0.1	4.0	7.5		
Lap 6	201	240	272	271	227	249	288	231	291	230	289	232	234	279	290	254	295	247	297	216	205	218	307	261	238	236	280	274	258			
		0.3	1.7	0.5	0.9	0.3	0.4	0.0	0.3	0.3	0.5	0.3	0.4	0.0	0.1	0.5	0.4	0.3	1.1	0.3	0.2	0.2	0.0	0.2	0.2	1.1	0.1	3.9	7.9			
Lap 7	201	240	272	271	227	249	288	231	291	230	289	232	234	279	290	254	247	297	216	295	205	307	261	218	238	236	280	274	258			
		0.5	1.8	0.3	1.1	0.4	0.1	0.4	0.2	0.3	0.2	0.3	0.2	0.4	0.3	0.3	1.0	1.0	0.3	0.0	0.5	0.1	0.5	0.0	0.1	1.2	0.4	3.9	8.1			
Lap 8	201	240	272	271	227	249	288	231	291	289	230	234	232	279	290	254	247	297	216	307	261	205	218	238	236	280	274	258				
		0.5	1.9	0.3	1.3	0.4	0.3	0.3	0.2	0.2	0.3	0.5	0.0	0.2	0.4	0.3	0.8	1.0	0.4	0.9	0.5	0.0	0.3	0.1	0.9	0.2	4.5	8.4				
Lap 9	201	240	272	271	227	249	288	231	289	291	230	234	232	279	290	254	247	297	216	307	205	261	218	238	280	274	258					
		0.7	2.0	0.2	1.6	0.5	0.3	0.3	0.2	0.4	0.3	0.0	0.1	0.4	0.5	0.4	0.6	1.0	0.3	0.8	1.2	0.3	0.0	0.3	1.0	4.6	8.6					
Lap 10	201	240	272	271	227	249	288	231	289	291	232	230	234	279	290	254	247	297	216	307	205	261	218	238	280	274	258					
		0.9	2.2	0.0	1.7	0.5	0.3	1.1	0.0	0.2	1.0	0.2	0.0	0.2	0.1	0.1	0.6	0.8	0.3	0.8	1.6	0.5	0.3	0.4	0.4	5.0	10.0					

Timekeeper *Albert Perez*

Race Director *[Signature]*



OK
Qualifying Heat B-E Analysis

For information purposes. No official / regulatory value

Laps	Sector 1	Sector 2	Sector 3	Lap Time	Spd	Laps	Sector 1	Sector 2	Sector 3	Lap Time	Spd	Laps	Sector 1	Sector 2	Sector 3	Lap Time	Spd
No.201 TURNEY Joe						No.218 SVAHN Vilmer						No.232 ARNAUDO Fausto					
1	20.310	25.968	16.495	1:02.773	119	1	22.422	26.646	16.559	1:05.627	119	7	19.582	25.773	15.940	1:01.295	119
2	19.703	26.036	16.107	1:01.846	120	2	19.924	25.936	16.254	1:02.114	119	8	19.566	25.694	15.925	1:01.185	120
3	19.823	25.753	16.007	1:01.583	119	3	19.833	26.284	16.218	1:02.335	120	9	19.613	25.709	15.892	1:01.214	119
4	19.615	25.645	15.917	1:01.177	119	4	20.172	25.937	16.327	1:02.436	120	10	19.603	26.178	16.287	1:02.068	118
5	19.507	25.528	15.891	1:00.926	119	5	20.084	25.815	16.012	1:01.911	119	No.232 ARNAUDO Fausto					
6	19.459	25.500	15.832	1:00.791	120	6	19.671	25.758	17.119	1:02.548	117	1	22.052	27.343	16.390	1:05.785	117
7	19.388	25.479	15.842	1:00.709	120	7	19.946	25.837	16.235	1:02.018	120	2	19.607	25.586	16.354	1:01.547	120
8	19.411	25.524	15.871	1:00.806	120	8	19.925	25.864	16.003	1:01.792	119	3	20.150	26.117	16.600	1:02.867	118
9	19.475	25.530	15.807	1:00.812	120	9	19.608	26.032	16.059	1:01.699	121	4	19.396	25.814	15.927	1:01.137	119
10	19.494	25.589	15.960	1:01.043	119	10	19.742	26.179	16.097	1:02.018	119	5	19.477	25.658	15.902	1:01.037	120
No.205 DRUMMOND Zac						No.227 KAMYAB Roman						No.234 GREEN Zac					
1	22.166	26.387	16.451	1:05.004	119	1	20.087	26.176	16.163	1:02.426	118	1	22.811	26.376	16.580	1:05.767	118
2	19.788	26.310	16.572	1:02.670	119	2	19.782	26.313	16.179	1:02.274	118	2	19.887	25.727	16.307	1:01.921	118
3	20.159	26.618	16.968	1:03.745	118	3	20.499	26.129	16.595	1:03.223	120	3	19.597	26.304	16.269	1:02.170	119
4	19.982	25.807	16.370	1:02.159	118	4	19.855	26.296	16.473	1:02.624	118	4	19.510	25.907	16.130	1:01.547	118
5	20.136	25.703	16.247	1:02.086	119	5	19.605	25.641	15.947	1:01.193	119	5	19.404	25.853	16.025	1:01.282	119
6	19.628	25.911	16.966	1:02.505	118	6	19.593	25.708	15.904	1:01.205	119	6	19.384	25.734	16.161	1:01.279	119
7	19.720	25.771	16.026	1:01.517	119	7	19.562	25.673	15.877	1:01.112	119	7	19.323	25.496	15.881	1:00.700	120
8	19.716	26.143	16.314	1:02.173	118	8	19.542	25.687	15.924	1:01.153	119	8	19.385	25.719	16.065	1:01.169	119
9	19.683	25.987	15.951	1:01.621	119	9	19.494	25.716	15.909	1:01.119	119	9	19.357	25.638	15.974	1:00.969	120
10	19.549	25.878	16.217	1:01.644	118	10	19.570	25.740	16.019	1:01.329	117	10	19.711	26.504	16.348	1:02.563	120
No.212 HAKKINEN Ella						No.230 BOTTARO Davide						No.236 KERDAL François Dario					
1	23.300	26.777	16.585	1:06.662	118	1	21.054	26.370	16.272	1:03.696	120	1	22.458	27.186	16.940	1:06.584	117
2	20.740	27.613	16.698	1:05.051	117	2	20.204	25.776	16.096	1:02.076	119	2	20.254	26.017	16.105	1:02.376	118
3	19.608	25.811	16.024	1:01.443	119	3	19.650	25.965	16.126	1:01.741	120	3	19.915	26.655	16.897	1:03.467	115
4	19.641	26.533	15.927	1:02.101	119	4	20.043	26.029	16.622	1:02.694	117	4	20.147	27.450	16.128	1:03.725	118
5	19.512	25.590	15.961	1:01.063	120	5	20.218	26.237	16.223	1:02.678	118	5	19.716	26.045	16.484	1:02.245	117
No.216 LUTHARDT Carl						No.231 MARSH Scott						No.238 DOLEH Zak					
1	23.466	26.618	16.245	1:06.329	120	1	21.073	26.314	16.344	1:03.731	118	1	23.109	26.843	16.017	1:05.969	119
2	19.969	27.127	16.311	1:03.407	117	2	19.776	26.175	16.113	1:02.064	120	2	19.994	26.397	16.483	1:02.874	119
3	19.680	25.731	16.427	1:01.838	115	3	19.721	26.206	16.134	1:02.061	120	3	19.733	26.537	16.137	1:02.407	118
4	19.669	25.776	16.063	1:01.508	120	4	20.057	26.042	16.488	1:02.587	117	4	19.739	26.077	15.968	1:01.784	119
5	19.640	25.620	16.083	1:01.343	119	5	19.815	25.684	15.959	1:01.458	119	No.238 DOLEH Zak					
6	19.615	26.093	16.950	1:02.658	118	6	19.558	25.708	16.226	1:01.492	121	1	23.109	26.843	16.017	1:05.969	119
7	19.538	25.688	15.968	1:01.194	117	No.231 MARSH Scott						2	19.994	26.397	16.483	1:02.874	119
8	19.494	25.737	15.962	1:01.193	118	1	21.073	26.314	16.344	1:03.731	118	3	19.733	26.537	16.137	1:02.407	118
9	19.509	25.650	15.921	1:01.080	119	2	19.776	26.175	16.113	1:02.064	120	4	19.739	26.077	15.968	1:01.784	119
10	19.575	25.670	15.958	1:01.203	118	3	19.721	26.206	16.134	1:02.061	120	No.238 DOLEH Zak					

 Timekeeper 

 Race Director 


OK
Qualifying Heat B-E Analysis

For information purposes. No official / regulatory value

Laps	Sector 1	Sector 2	Sector 3	Lap Time	Spd	Laps	Sector 1	Sector 2	Sector 3	Lap Time	Spd	Laps	Sector 1	Sector 2	Sector 3	Lap Time	Spd
5	19.715	25.905	15.934	1:01.554	119	No.254 PEDERSEN Dean						7	19.492	25.547	15.855	1:00.894	121
6	20.097	25.901	16.669	1:02.667	119	1	22.222	26.292	16.385	1:04.899	118	8	19.496	25.544	15.871	1:00.911	121
7	19.711	25.836	15.971	1:01.518	120	2	19.782	26.342	16.533	1:02.657	118	9	19.481	25.559	15.838	1:00.878	121
8	19.899	26.013	15.937	1:01.849	120	3	20.291	26.382	16.663	1:03.336	118	10	19.561	25.606	16.067	1:01.234	120
9	19.768	26.112	16.000	1:01.880	119	4	19.613	25.680	16.315	1:01.608	118	No.272 SALA Filippo					
10	19.879	26.165	16.072	1:02.116	117	5	19.660	25.932	16.200	1:01.792	116	1	20.137	26.093	16.373	1:02.603	117
No.240 KELLEHER Daniel						6	19.528	25.624	15.970	1:01.122	118	2	19.822	26.560	16.297	1:02.679	118
1	20.908	25.658	16.378	1:02.944	119	7	19.515	25.674	15.962	1:01.151	118	3	19.829	26.143	16.369	1:02.341	117
2	19.781	25.977	16.102	1:01.860	120	8	19.542	25.704	15.981	1:01.227	118	4	19.643	25.787	15.990	1:01.420	118
3	19.972	25.625	16.032	1:01.629	119	9	19.535	25.798	16.007	1:01.340	118	5	19.607	25.579	15.965	1:01.151	118
4	19.606	25.732	15.907	1:01.245	119	10	19.584	25.826	16.065	1:01.475	118	6	19.536	25.599	15.935	1:01.070	118
5	19.515	25.543	15.894	1:00.952	120	No.258 HOANG Arthur						7	19.499	25.657	15.888	1:01.044	119
6	19.545	25.463	15.837	1:00.845	120	1	28.284	32.835	16.590	1:17.709	114	8	19.553	25.552	15.847	1:00.952	119
7	19.510	25.473	15.884	1:00.867	120	2	20.422	26.377	16.383	1:03.182	116	9	19.488	25.636	15.901	1:01.025	119
8	19.534	25.433	15.872	1:00.839	120	3	19.986	26.812	16.347	1:03.145	115	10	19.469	25.750	16.204	1:01.423	118
9	19.519	25.580	15.849	1:00.948	120	4	19.968	26.013	16.355	1:02.336	115	No.274 ROUSSEL Romeo					
10	19.510	25.578	16.165	1:01.253	119	5	19.995	26.024	16.355	1:02.374	116	1	27.818	28.792	16.371	1:12.981	116
No.247 BERNOLDI Bernardo						6	19.886	26.120	16.165	1:02.171	115	2	20.096	26.268	16.223	1:02.587	117
1	21.982	26.804	16.030	1:04.816	120	7	19.681	26.066	16.193	1:01.940	116	3	19.883	26.285	16.205	1:02.373	116
2	19.879	26.323	16.030	1:02.232	120	8	19.958	26.091	16.181	1:02.230	116	4	19.816	25.972	16.150	1:01.938	117
3	19.630	26.278	16.311	1:02.219	119	9	19.861	26.080	16.106	1:02.047	116	5	19.819	25.976	16.134	1:01.929	118
4	19.884	25.563	16.280	1:01.727	120	10	19.830	26.687	16.705	1:03.222	112	6	19.675	25.953	16.098	1:01.726	118
5	19.652	25.517	16.152	1:01.321	121	No.261 RAFALIK Maksymilian						7	19.752	25.910	16.071	1:01.733	118
6	19.712	25.683	15.919	1:01.314	121	1	23.488	27.362	16.143	1:06.993	119	8	19.772	26.062	16.177	1:02.011	117
7	19.578	25.690	16.155	1:01.423	120	2	19.960	27.210	16.929	1:04.099	119	9	19.692	25.968	16.143	1:01.803	118
8	19.549	25.645	15.890	1:01.084	120	3	19.768	25.777	16.071	1:01.616	120	10	19.703	26.025	16.154	1:01.882	118
9	19.555	25.703	15.893	1:01.151	120	4	19.759	26.389	16.088	1:02.236	120	No.276 LOWETTE Beau					
10	19.618	25.724	16.106	1:01.448	120	5	19.554	25.733	15.989	1:01.276	119	1	28.943	30.404	17.162	1:16.509	115
No.249 AKSOY Alp						6	19.597	25.755	16.144	1:01.496	120	2	20.778	27.442	16.561	1:04.781	116
1	21.088	26.336	16.317	1:03.741	120	7	19.752	25.805	16.029	1:01.586	120	No.279 CORBI Matt					
2	19.816	25.910	16.100	1:01.826	120	8	19.590	25.725	16.077	1:01.392	119	1	22.032	26.007	15.921	1:03.960	120
3	19.673	26.114	16.207	1:01.994	121	9	19.619	26.363	16.092	1:02.074	119	2	20.127	26.455	16.372	1:02.954	119
4	20.023	26.040	16.654	1:02.717	118	10	19.602	26.114	16.073	1:01.789	119	3	20.569	25.855	16.351	1:02.775	118
5	19.654	25.602	15.885	1:01.141	120	No.271 BURNETT Jensen						4	19.544	25.533	16.220	1:01.297	119
6	19.713	25.697	15.921	1:01.331	120	1	20.937	25.847	16.086	1:02.870	120	5	19.769	25.941	16.160	1:01.870	120
7	19.583	25.649	15.955	1:01.187	120	2	19.952	26.095	16.200	1:02.247	121	6	19.676	26.328	16.313	1:02.317	120
8	19.553	25.670	15.941	1:01.164	120	3	19.915	26.158	16.453	1:02.526	120	7	19.480	25.625	15.964	1:01.069	119
9	19.537	25.714	15.968	1:01.219	120	4	19.855	26.033	16.149	1:02.037	119	8	19.469	25.720	15.879	1:01.068	120
10	19.587	25.743	15.948	1:01.278	120	5	19.552	25.605	15.862	1:01.019	120	9	19.555	25.749	15.947	1:01.251	119
						6	19.456	25.584	15.853	1:00.893	121	10	19.542	25.972	16.689	1:02.203	118

Timekeeper

Race Director



OK
**Qualifying Heat B-E
Analysis**

For information purposes. No official / regulatory value

Laps	Sector 1	Sector 2	Sector 3	Lap Time	Spd	Laps	Sector 1	Sector 2	Sector 3	Lap Time	Spd	Laps	Sector 1	Sector 2	Sector 3	Lap Time	Spd
No.280 STILLER Peter						7	19.680	25.643	15.985	1:01.308	121	6	19.553	25.961	17.432	1:02.946	118
1	27.138	27.281	16.154	1:10.573	119	8	19.565	25.689	15.930	1:01.184	121	7	19.762	25.631	15.954	1:01.347	122
2	19.728	25.945	16.168	1:01.841	120	9	19.616	25.725	15.972	1:01.313	120	8	19.736	25.785	15.898	1:01.419	121
3	19.686	25.960	16.090	1:01.736	119	10	19.579	25.835	16.343	1:01.757	119	9	19.446	25.637	15.915	1:00.998	121
4	19.760	25.881	15.965	1:01.606	120	No.291 DERUNOV Efim						10	19.475	25.707	15.985	1:01.167	120
5	19.670	25.884	16.542	1:02.096	119	1	21.502	26.066	16.299	1:03.867	119						
6	19.826	25.838	16.133	1:01.797	120	2	20.215	26.492	16.392	1:03.099	118						
7	19.816	25.914	16.057	1:01.787	120	3	19.944	25.829	16.059	1:01.832	118						
8	19.620	25.809	16.017	1:01.446	120	4	19.624	25.773	16.119	1:01.516	119						
9	19.878	25.811	16.016	1:01.705	119	5	20.025	25.612	16.285	1:01.922	119						
10	19.680	25.823	15.984	1:01.487	120	6	19.625	25.706	15.997	1:01.328	119						
No.288 BATTIG Chiara						7	19.546	25.736	15.901	1:01.183	119						
1	22.351	26.334	16.244	1:04.929	119	8	19.569	25.679	15.923	1:01.171	119						
2	19.518	26.301	16.506	1:02.325	119	9	19.976	25.782	15.923	1:01.681	118						
3	20.308	25.714	16.159	1:02.181	119	10	19.806	25.738	16.091	1:01.635	118						
4	19.460	25.505	16.086	1:01.051	119	No.295 KAMENIK Jakub											
5	19.786	25.553	16.034	1:01.373	119	1	23.140	26.331	16.353	1:05.824	118						
6	19.376	25.639	15.993	1:01.008	120	2	20.224	25.801	16.355	1:02.380	118						
7	19.421	25.560	15.928	1:00.909	120	3	20.092	25.980	16.504	1:02.576	118						
8	19.534	25.734	16.025	1:01.293	119	4	19.897	25.766	16.032	1:01.695	120						
9	19.482	25.689	16.042	1:01.213	118	5	19.760	25.863	16.259	1:01.882	119						
10	19.579	25.753	15.982	1:01.314	119	6	19.638	25.710	15.955	1:01.303	120						
No.289 COCHET Louis						7	19.642	25.791	17.690	1:03.123	103						
1	21.858	26.623	16.026	1:04.507	120	No.297 NILSSON Leo											
2	19.855	26.363	16.364	1:02.582	121	1	21.858	26.046	16.140	1:04.044	119						
3	20.140	26.040	15.975	1:02.155	120	2	20.338	26.579	16.506	1:03.423	119						
4	19.551	25.661	16.470	1:01.682	120	3	20.487	26.333	16.184	1:03.004	119						
5	19.699	26.199	16.205	1:02.103	121	4	19.739	26.262	16.506	1:02.507	118						
6	19.682	25.804	15.849	1:01.335	121	5	19.645	26.145	16.460	1:02.250	119						
7	19.405	25.546	15.922	1:00.873	121	6	19.644	26.375	16.641	1:02.660	118						
8	19.391	25.582	15.865	1:00.838	120	7	19.575	25.689	16.005	1:01.269	117						
9	19.580	25.510	15.894	1:00.984	121	8	19.553	25.630	15.881	1:01.064	118						
10	19.520	26.112	16.268	1:01.900	119	9	19.548	25.659	15.995	1:01.202	118						
No.290 CHARTIER Alexander						10	19.550	25.710	15.947	1:01.207	118						
1	21.876	26.411	16.159	1:04.446	119	No.307 KRUTOHOLOV Lev											
2	20.002	26.380	16.589	1:02.971	119	1	23.063	29.147	16.012	1:08.222	121						
3	20.169	26.106	16.179	1:02.454	120	2	19.577	26.770	15.967	1:02.314	121						
4	19.663	25.802	16.055	1:01.520	120	3	19.763	26.048	16.041	1:01.852	120						
5	19.755	26.203	16.218	1:02.176	122	4	19.697	25.643	15.978	1:01.318	122						
6	19.756	25.632	16.026	1:01.414	121	5	19.747	25.661	15.986	1:01.394	121						

 Timekeeper 

 Race Director 

OK
Qualifying Heat B-E
Document 37
Starting Grid

Subject to scrutineering & sporting investigations


31 th	238 DOLEH Zak KR / IAME		16	258 HOANG Arthur KR		32 th
29 th	218 SVAHN Vilmer HENZA / IAME		15	261 RAFALIK Maksymilian KR / TM		30 th
27 th	245 FLUXA CROSS Luna KR / IAME		14	234 GREEN Zac KR / IAME		28 th
25 th	216 LUTHARDT Carl HENZA / IAME		13	274 ROUSSEL Romeo KR / IAME		26 th
23 th	276 LOWETTE Beau PAROLIN / TM		12	280 STILLER Peter KR / IAME		24 th
21 th	295 KAMENIK Jakub KR / IAME		11	232 ARNAUDO Fausto KR / IAME		22 th
19 th	212 HAKKINEN Ella KR / IAME		10	307 KRUTOHOLOV Lev ENERGY CORSE / IAME		20 th
17 th	205 DRUMMOND Zac KR / IAME		9	254 PEDERSEN Dean KR / IAME		18 th
15 th	288 BATTIG Chiara KR / IAME		8	290 CHARTIER Alexander KR / IAME		16 th
13 th	230 BOTTARO Davide CRG / IAME		7	247 BERNOLDI Bernardo KR		14 th
11 th	297 NILSSON Leo KR / IAME		6	236 KERDAL François Dario KR / IAME		12 th
9 th	249 AKSOY Alp KR / IAME		5	279 CORBI Matt KR / IAME		10 th
7 th	231 MARSH Scott KR / IAME		4	289 COCHET Louis KR / IAME		8 th
5 th	271 BURNETT Jensen EXPRIT / TM		3	291 DERUNOV Efim PAROLIN / TM		6 th
3 rd	201 TURNEY Joe KR / IAME		2	240 KELLEHER Daniel KR / IAME		4 th
1 st	227 KAMYAB Roman LN / TM		1	272 SALA Filippo EXPRIT / TM		2 nd

POLE POSITION




Start : 28/03 - 12:55 10 Laps = 15.880 km

Timekeeper



Race Director



Champions of the Future 2025 Euro Series: R1 - Campillos (ESP) 26-29/03/2025

Page 1 / 1

www.championskarting.com / RGMCC

 Apex Timing GoRacing 

OK

Qualifying Heat A-D Results

Document 54.1

Subject to scrutineering & sporting investigations

Rnk	No.	Competitor	E. Nat	Driver	D. Nat	Equipment	Laps	Gap	Interv.	Best lap	Spd	Penalty	Points
1	277	PAROLIN MOTORSPORT	ITA	COSTOYA Christian	ESP	PAROLIN / TM	10			1:00.364	119.7		50
2	256	PREMA RACING SRL	ITA	VAN LANGENDONCK Dries	BEL	KR / IAME	10	1.380	1.380	1:00.645	119.2		44
3	229	CRG RACING TEAM	ITA	GUSTAFSSON Viktor	SWE	CRG / TM	10	3.001	1.621	1:00.802	118.2		41
4	273	FORZA RACING	GBR	WHERRELL Lewis	GBR	EXPRIT / TM	10	5.050	2.049	1:00.755	120.1		38
5	246	PREMA RACING SRL	ITA	CRAIGIE Kenzo	GBR	KR / IAME	10	5.658	0.608	1:00.865	119.5		36
6	248	PREMA RACING SRL	ITA	ANAGHOSTIADIS James	AUS	KR / IAME	10	6.363	0.705	1:00.909	120.0		34
7	266	BIREL ART RACING	ITA	GONZALEZ Eloi	ESP	BIREL ART / TM KART	10	6.824	0.461	1:00.895	122.7		32
8	233	KOSKI MOTORSPORT	FIN	KINMARK Oliver	SWE	KR / IAME	10	7.888	1.064	1:00.939	120.2		30
9	241	KR MOTORSPORT	ITA	KOLOVOV Stylianos Taxiarchis	GRC	KR / IAME	10	9.571	1.683	1:00.999	121.4		28
10	202	VDK RACING	BEL	RAMAEKERS Thibaut	BEL	KR / IAME	10	9.977	0.406	1:00.786	120.3	+5.000	27
11	223	TONY KART RACING TEAM	ITA	PRADIER Thomas Cyrille	FRA	TONY KART / VORTEX	10	10.826	0.849	1:01.000	117.7		26
12	262	KRZ MOTORSPORT	POL	LYZEN Borys	POL	KR / TM	10	12.113	1.287	1:00.787	121.0		25
13	250	KR MOTORSPORT	ITA	KOWALCZYK Klara	POL	KR / IAME	10	12.195	0.082	1:01.023	119.2		24
14	219	MP KARTRACING	NED	BRALIC Jason	NED	HENZA / IAME	10	13.059	0.864	1:01.300	120.0		23
15	298	TONY KART RACING TEAM	ITA	ROCCHIO Gino	ITA	TONY KART / VORTEX	10	14.243	1.184	1:00.875	119.6		22
16	281	VDK RACING	BEL	SILKUNAS Markas	LIT	KR / IAME	10	14.317	0.074	1:01.286	118.9		21
17	222	TONY KART RACING TEAM	ITA	RASMUSSEN Oliver Fodor	DEN	TONY KART / VORTEX	10	14.758	0.441	1:01.078	118.9	+5.000	20
18	284	VICTORYLANE KARTING	FRA	BROVKO Mark	UKR	KR / IAME	10	15.209	0.451	1:01.302	118.0		19
19	257	MP KARTRACING	NED	SACHSE Bertram	DEN	HENZA / IAME	10	16.138	0.929	1:01.388	119.8		18
20	286	VICTORYLANE KARTING	FRA	ANZHE Sun	ITA	KR / IAME	10	16.279	0.141	1:01.259	120.2		17
21	301	CRG RACING TEAM	ITA	GIRARDET Alois	FRA	CRG / IAME	10	16.604	0.325	1:01.128	120.9		16
22	264	BIREL ART RACING	ITA	IVANNIKOV Vladimir	ITA	BIREL ART / TM KART	10	18.179	1.575	1:00.856	121.8	+5.000	15
23	282	VDK RACING	BEL	HARASTEY Daniel	CZE	KR / IAME	10	19.698	1.519	1:01.614	115.8		14
24	226	RICKY FLYNN MOTORSPORT	GBR	KORNDER Luke	GER	LN / TM	10	21.438	1.740	1:01.310	119.0	+5.000	13
25	265	BIREL ART RACING	ITA	PARKER Skye	GBR	BIREL ART / TM KART	10	21.992	0.554	1:01.272	120.9	+5.000	12
26	303	KBK COMPETITION	FRA	AUTMAITRE Mathis	SEN	KR / TM	10	23.984	1.992	1:01.375	119.7	+5.000	11
27	292	WARD RACING	SWE	JUNCHER Marcus	DEN	TONY KART / TM	10	24.589	0.605	1:01.345	121.2	+5.000	10
28	294	AKM MOTORSPORT	SMR	ZASOV Georgiy	SUI	KR / IAME	2	8 Laps	8 Laps	1:02.530	117.8		9
29	304	KBK COMPETITION	FRA	GHEYSEN Lucas	BRA	KR / TM	2	8 Laps	0.128	1:02.361	120.2		8
30	263	VAR BY BIREL	ITA	WOLFE Noah	GBR	BIREL ART / TM KART	0	10 Laps	2 Laps				7

No.202 RAMAEKERS Thibaut : 5 sec penalty for overtaking the pole positions before the start was given (art. 2.20 CIK General Prescriptions). According to Stewards' Decision No.56.

No.222 RASMUSSEN Oliver Fodor : 5 sec time penalty in the above mentioned session - Warning Flag after the session (art. 26.1 Sporting Regulations). According to Stewards' Decision No.59.

No.264 IVANNIKOV Vladimir : 5 sec time penalty for incorrectly installed Front Fairing or incorrect position of front fairing. According to Stewards' Decision No.60-264.

No.226 KORNDER Luke : 5 sec time penalty for incorrectly installed Front Fairing or incorrect position of front fairing. According to Stewards' Decision No.60-226.

No.265 PARKER Skye : 5 sec time penalty for incorrectly installed Front Fairing or incorrect position of front fairing. According to Stewards' Decision No.60-265.

No.303 AUTMAITRE Mathis : 5 sec time penalty for incorrectly installed Front Fairing or incorrect position of front fairing. According to Stewards' Decision No.60-303.

No.292 JUNCHER Marcus : 5 sec time penalty for incorrectly installed Front Fairing or incorrect position of front fairing. According to Stewards' Decision No.60-292.

Not Classified

235	DPK RACING	ESP	NIKISHOV Nikita	ESP	KR / IAME			DNS					6
243	KR MOTORSPORT SRL	ITA	KAWPENG Sebastien	ITA	KR / IAME			DNS					6

Leaders : No.277 COSTOYA Christian (1-10)

Start Time : 28/03 - 12:18:05


Best lap : No.277 COSTOYA Christian 1:00.364 94.71 kph

Weather : Sunny Air : 19°C Track : Dry

Event Record : No.277 COSTOYA Christian 59.897 95.44 kph

No.202 INVEST 02:00 Lap 1

Steward #1 

Steward #2 

Steward #3 

DOCUMENT N° 59
**DÉCISION DES COMMISSAIRES SPORTIFS
STEWARDS' DECISION**

 PÉNALITÉ INFLIGÉE AU CONCURRENT (NOM) : **TONY KART RACING TEAM**
 PENALTY INFLICTED UPON THE ENTRANT (NAME):

 NATIONALITÉ / NATIONALITY: **ITA**

 N°: **222**
 No.:

 PILOTE : **RASMUSSEN Oliver Fodor**
 DRIVER :

 Concerne la partie de l'Épreuve : **OK - Qualifying Heat A-D**
 Concerns the part of the event:

ÉNONCÉ / STATEMENT:
5 sec time penalty in the above mentioned session - Warning Flag after the session
MOTIF / REASON:

The Driver no. 222 caused a contact with kart no. 264 near MP 4 in lap 10. The driver concerned forced kart no 264 to loose his position (reported by Judge of Facts after video control, requested by Race Director, Doc n° 49). Having considered the report concerned and relevant video sequence the Stewards judged this incident as a violation against the article 26.1 of the Championship Sporting Regulations and art. 3.2.6.e of the 2025 Karting Code of Driving Conduct. The Competitor is reminded that, in accordance with art. 12.3.4 of the 2025 FIA International Sporting Code and art. 26.2 of the Championship Sporting Regulations the above penalty is not susceptible to appeal.

**Décision annoncée
Decision announced**

 Date / Date: **28/03/2025**

 Heure / Time: **12:50**

Nom / Name

Signature

Président du Collège / Chairman of the Panel:

Kris LAMBRECHT (BEL)


Membres du Collège / Members of the Panel:

Pere SAURA (ESP)

Jose M. MONTES (ESP)

NOTIFICATION AU CONCURRENT CONCERNÉ / NOTIFICATION TO THE RELEVANT ENTRANT

Je soussigné :

I undersigned: Nom personnel / personal name

 Représentant du Concurrent : **TONY KART RACING TEAM**
Representing the Entrant: Nom du Concurrent / Entrant's name

 Certifie avoir reçu notification du document N° **59** des Commissaires Sportifs de l'Épreuve.
 Certify that I have been notified of document No. **59** by the Stewards of the Meeting.

Date :

Heure / Time:

Signature :

DOCUMENT N° 56

**DÉCISION DES COMMISSAIRES SPORTIFS
STEWARDS' DECISION**

PÉNALITÉ INFLIGÉE AU CONCURRENT (NOM) : **VDK RACING**
PENALTY INFLICTED UPON THE ENTRANT (NAME):

NATIONALITÉ / NATIONALITY: **BEL**

N°: **202** PILOTE : **RAMAEKERS Thibaut**
No.: DRIVER :

Concerne la partie de l'Épreuve : **OK - Qualifying Heat A-D**
Concerns the part of the event:

ÉNONCÉ / STATEMENT:

5 sec time penalty in the above mentioned session

MOTIF / REASON:

The Stewards having received a report from the Judge of Facts (Doc n° 48) requested by the Race Director, having examined this report, have considered the following matter, determine the following: _The above-mentioned Driver started the race ahead of the pole position at the moment the start was given. _This fact is a violation against Art. 2.20.a K of the 2025 CIK-FIA General Prescriptions. _The Stewards impose this penalty according to Art. 2.20a and Art.2.24 of the 2025 CIK-FIA General Prescriptions and Art.12.4 of the 2025 FIA International Sporting Code. _The Competitor is reminded that, in accordance with Art. 26.4 of the 2025 Championship Sporting Regulations the above penalty is not susceptible to appeal.

**Décision annoncée
Decision announced**

Date / Date: **28/03/2025**

Heure / Time: **12:24**

Nom / Name

Signature

Président du Collège / *Chairman of the Panel:*

Kris LAMBRECHT (BEL)



Membres du Collège / *Members of the Panel:*

Pere SAURA (ESP)



Jose M. MONTES (ESP)



NOTIFICATION AU CONCURRENT CONCERNÉ / NOTIFICATION TO THE RELEVANT ENTRANT

Je soussigné :
I undersigned: Nom personnel / *personal name*

Représentant du Concurrent : **VDK RACING**
Representing the Entrant: Nom du Concurrent / *Entrant's name*

Certifie avoir reçu notification du document N° **56** des Commissaires Sportifs de l'Épreuve.
Certify that I have been notified of document No. **56** *by the Stewards of the Meeting.*

Date :

Heure / Time:

Signature :

OK

Qualifying Heat A-D

For information purposes. No official / regulatory value

Lap Chart

	1	2	3	4	5	6	7	8	9	10	11	12	13	14	15	16	17	18	19	20	21	22	23	24	25	26	27	28	29	30	31	32
Grid	277	202	256	246	273	241	229	222	233	264	248	223	262	298	266	263	226	243	250	235	219	257	281	265	294	286	292	301	284	304	303	282
Start	277	256	202	246	273	229	241	233	222	248	264	262	266	223	226	298	250	219	281	294	292	284	303	257	265	286	301	282	304			
Lap 1 Interval	277	256	229	273	233	202	246	241	248	264	266	222	250	223	226	298	262	284	219	281	303	257	292	286	294	265	301	304	282			
Lap 2	277	256	229	273	202	233	246	241	264	248	266	222	250	223	298	262	284	226	219	281	257	303	286	292	265	294	304	301	282			
Lap 3	277	256	229	273	202	246	233	248	266	222	241	264	223	250	262	284	298	226	219	281	286	303	257	292	265	301	282					
Lap 4	277	256	229	273	202	246	233	248	266	222	241	264	223	262	250	284	298	219	281	286	226	257	303	265	301	292	282					
Lap 5	277	256	229	273	202	246	233	248	266	222	241	264	223	262	250	298	284	219	281	286	226	257	303	301	265	292	282					
Lap 6	277	256	229	273	202	246	233	248	266	222	241	264	223	262	250	298	284	219	286	281	226	257	301	303	265	292	282					
Lap 7	277	256	229	273	202	246	233	248	266	222	264	241	262	223	250	298	219	284	281	286	226	257	301	303	265	292	282					
Lap 8	277	256	229	273	202	246	248	266	233	222	264	241	262	223	298	250	219	281	284	286	257	226	301	303	265	292	282					
Lap 9	277	256	229	273	202	246	248	266	233	264	222	241	262	223	298	250	219	281	284	257	286	226	301	265	303	292	282					
Lap 10	277	256	229	202	273	246	248	266	233	241	222	223	262	250	219	264	298	281	284	257	286	226	301	265	303	292	282					

Timekeeper *Albert Perez*

Race Director *[Signature]*



OK
Qualifying Heat A-D Analysis

For information purposes. No official / regulatory value

Laps	Sector 1	Sector 2	Sector 3	Lap Time	Spd	Laps	Sector 1	Sector 2	Sector 3	Lap Time	Spd	Laps	Sector 1	Sector 2	Sector 3	Lap Time	Spd
No.202 RAMAEKERS Thibaut						No.226 KORNDER Luke						No.246 CRAIGIE Kenzo					
1	21.357	25.934	16.312	1:03.603	120	7	19.519	25.679	16.557	1:01.755	117	3	20.452	26.411	15.885	1:02.748	121
2	19.688	25.821	16.135	1:01.644	119	8	19.594	25.692	15.892	1:01.178	118	4	19.553	25.576	15.944	1:01.073	121
3	19.539	25.508	15.885	1:00.932	119	9	19.514	25.710	15.954	1:01.178	118	5	19.470	25.562	15.967	1:00.999	121
4	19.462	25.489	15.929	1:00.880	119	10	19.522	26.619	16.055	1:02.196	117	6	19.594	25.671	15.855	1:01.120	121
5	19.432	25.483	15.871	1:00.786	120	No.229 GUSTAFSSON Viktor						7	19.600	26.086	15.995	1:01.681	121
6	19.531	25.522	15.877	1:00.930	120	1	22.589	26.654	16.352	1:05.595	119	8	19.599	25.806	15.858	1:01.263	120
7	19.446	25.501	15.909	1:00.856	119	2	19.765	26.152	16.822	1:02.739	119	9	19.519	25.672	15.912	1:01.103	120
8	19.549	25.580	15.928	1:01.057	119	3	19.668	25.862	16.171	1:01.701	120	10	19.709	26.308	16.051	1:02.068	120
9	19.434	25.547	15.901	1:00.882	119	4	20.638	26.606	16.021	1:03.265	118	No.248 ANAGNOSTIADIS James					
10	19.593	25.562	16.508	1:01.663	118	5	19.589	25.672	16.049	1:01.310	118	1	21.484	25.879	16.240	1:03.603	121
No.219 BRALIC Jason						No.233 KINNMARK Oliver						No.250 KOWALCZYK Klara					
1	22.936	26.769	16.386	1:06.091	118	6	19.587	25.883	16.065	1:01.535	119	2	19.752	25.900	16.303	1:01.955	120
2	19.868	25.770	16.664	1:02.302	119	7	19.616	25.754	16.318	1:01.688	117	3	19.727	25.527	15.879	1:01.133	120
3	19.972	25.752	16.007	1:01.731	119	8	20.052	26.224	16.242	1:02.518	119	4	19.473	25.537	15.855	1:00.865	119
4	20.000	25.646	15.962	1:01.608	119	9	19.792	25.890	16.011	1:01.693	119	5	19.509	25.548	15.893	1:00.950	119
5	19.499	25.590	16.211	1:01.300	120	10	19.679	26.091	16.332	1:02.102	119	6	19.501	25.562	15.875	1:00.938	119
6	19.616	25.879	16.156	1:01.651	120	No.241 KOLOVOS Stylianos Taxiarchis						7	19.490	25.511	15.882	1:00.883	118
7	19.630	25.748	15.965	1:01.343	118	1	20.479	26.149	16.110	1:02.738	118	8	19.493	25.598	15.920	1:01.011	117
8	19.571	25.774	15.963	1:01.308	118	2	19.586	25.719	15.871	1:01.176	118	9	19.571	25.696	16.014	1:01.281	118
9	19.508	25.816	16.048	1:01.372	118	3	19.500	25.592	15.818	1:00.910	118	10	19.532	25.687	15.999	1:01.218	112
10	19.639	25.879	16.364	1:01.882	118	4	19.473	25.502	15.876	1:00.851	117	No.228 RASMUSSEN Oliver Fodor					
No.222 RASMUSSEN Oliver Fodor						5	19.479	25.587	15.782	1:00.848	118	1	22.214	26.653	16.223	1:05.090	117
1	22.214	26.653	16.223	1:05.090	117	6	19.471	25.587	15.810	1:00.868	118	2	19.637	25.689	15.871	1:01.197	118
2	19.637	25.689	15.871	1:01.197	118	7	19.453	25.550	15.799	1:00.802	118	3	19.695	25.996	15.971	1:01.662	119
3	19.695	25.996	15.971	1:01.662	119	8	19.479	25.644	15.862	1:00.985	117	4	19.599	25.597	15.882	1:01.078	118
4	19.599	25.597	15.882	1:01.078	118	9	19.452	25.570	15.862	1:00.884	118	5	19.492	25.630	15.965	1:01.087	119
5	19.492	25.630	15.965	1:01.087	119	10	19.506	25.653	15.864	1:01.023	118	6	19.587	25.624	15.948	1:01.159	118
6	19.587	25.624	15.948	1:01.159	118	No.230 GUSTAFSSON Viktor						7	19.548	25.600	15.933	1:01.081	118
7	19.548	25.600	15.933	1:01.081	118	1	20.871	26.051	16.275	1:03.197	120	8	19.636	25.717	15.996	1:01.349	118
8	19.636	25.717	15.996	1:01.349	118	2	19.600	26.167	16.214	1:01.981	120	9	19.585	26.021	15.974	1:01.580	118
9	19.585	26.021	15.974	1:01.580	118	3	20.150	25.783	15.911	1:01.844	120	10	19.687	26.639	16.103	1:02.429	120
10	19.687	26.639	16.103	1:02.429	120	4	19.492	25.608	15.920	1:01.020	120	No.223 PRADIER Thomas Cyrille					
No.223 PRADIER Thomas Cyrille						5	19.493	25.650	15.839	1:00.982	120	1	22.759	26.424	16.178	1:05.361	117
1	22.759	26.424	16.178	1:05.361	117	6	19.490	25.586	15.863	1:00.939	120	2	19.605	25.748	15.880	1:01.233	118
2	19.605	25.748	15.880	1:01.233	118	7	19.558	25.554	15.918	1:01.030	120	3	19.620	26.562	16.127	1:02.309	117
3	19.620	26.562	16.127	1:02.309	117	8	20.213	25.868	15.890	1:01.971	120	4	19.645	25.721	15.970	1:01.336	117
4	19.645	25.721	15.970	1:01.336	117	9	19.545	25.721	15.918	1:01.184	120	5	19.442	25.665	15.923	1:01.030	118
5	19.442	25.665	15.923	1:01.030	118	10	19.562	25.841	16.332	1:01.735	119	6	19.508	25.594	15.898	1:01.000	117
6	19.508	25.594	15.898	1:01.000	117	No.241 KOLOVOS Stylianos Taxiarchis						7	19.545	25.597	15.881	1:01.023	119
No.241 KOLOVOS Stylianos Taxiarchis						1	21.797	25.842	16.053	1:03.692	120	8	19.679	25.785	16.334	1:01.798	118
1	21.797	25.842	16.053	1:03.692	120	2	19.672	25.886	16.315	1:01.873	120	9	19.637	25.713	15.953	1:01.303	118
2	19.672	25.886	16.315	1:01.873	120												

 Timekeeper 

 Race Director 


OK
Qualifying Heat A-D Analysis

For information purposes. No official / regulatory value

Laps	Sector 1	Sector 2	Sector 3	Lap Time	Spd	Laps	Sector 1	Sector 2	Sector 3	Lap Time	Spd	Laps	Sector 1	Sector 2	Sector 3	Lap Time	Spd
10	19.612	26.272	16.780	1:02.664	119	6	19.386	25.580	15.890	1:00.856	121	2	19.472	25.620	15.870	1:00.962	119
No.256 VAN LANGENDONCK Dries						7	19.552	25.834	15.879	1:01.265	120	3	19.357	25.469	15.830	1:00.656	119
1	20.296	25.809	16.005	1:02.110	119	8	19.459	25.656	15.934	1:01.049	121	4	19.367	25.436	15.858	1:00.661	119
2	19.669	25.661	15.953	1:01.283	119	9	19.556	25.694	15.917	1:01.167	120	5	19.258	25.388	15.718	1:00.364	119
3	19.581	25.479	15.854	1:00.914	119	10	19.800	28.770	17.483	1:06.053	114	6	19.400	25.431	15.713	1:00.544	119
4	19.468	25.459	15.820	1:00.747	118	No.265 PARKER Skye						7	19.413	25.461	15.736	1:00.610	119
5	19.435	25.390	15.820	1:00.645	119	1	23.239	27.891	16.641	1:07.771	120	8	19.480	25.480	15.821	1:00.781	119
6	19.424	25.466	15.811	1:00.701	119	2	19.686	26.308	16.355	1:02.349	118	9	19.568	25.603	15.815	1:00.986	119
7	19.443	25.461	15.784	1:00.688	119	3	19.731	25.866	15.968	1:01.565	119	10	19.593	25.525	15.750	1:00.868	119
8	19.453	25.533	15.820	1:00.806	119	4	19.554	26.123	16.720	1:02.397	119	No.281 SILKUNAS Markas					
9	19.469	25.464	15.846	1:00.779	119	5	20.182	25.786	15.984	1:01.952	120	1	23.057	26.815	16.249	1:06.121	120
10	19.480	25.530	15.956	1:00.966	119	6	19.532	26.026	15.978	1:01.536	120	2	20.002	25.792	16.490	1:02.284	120
No.257 SACHSE Bertram						7	19.601	25.754	15.917	1:01.272	120	3	20.079	25.736	15.985	1:01.800	120
1	22.981	27.274	16.125	1:06.380	118	8	19.604	25.921	15.939	1:01.464	120	4	20.060	25.624	15.948	1:01.632	119
2	19.919	25.840	16.025	1:01.784	120	9	20.014	25.804	16.193	1:02.011	120	5	19.615	25.635	16.113	1:01.363	120
3	20.519	26.045	15.990	1:02.554	119	10	19.676	25.910	16.143	1:01.729	120	6	19.639	25.889	16.519	1:02.047	119
4	19.780	26.519	16.568	1:02.867	117	No.266 GONZALEZ Eloi						7	19.747	25.766	16.534	1:02.047	118
5	19.691	25.780	15.967	1:01.438	118	1	22.032	26.079	16.065	1:04.176	122	8	19.568	25.619	16.144	1:01.331	117
6	19.642	25.785	15.961	1:01.388	119	2	19.670	25.751	16.019	1:01.440	123	9	19.636	25.641	16.009	1:01.286	118
7	19.658	25.762	15.995	1:01.415	119	3	20.051	25.820	15.872	1:01.743	122	10	19.676	25.776	16.409	1:01.861	119
8	19.633	25.853	16.035	1:01.521	119	4	19.555	25.612	15.869	1:01.036	122	No.282 HARASTEY Daniel					
9	19.592	25.827	16.143	1:01.562	119	5	19.463	25.655	15.892	1:01.010	122	1	23.520	27.738	16.616	1:07.874	116
10	19.635	26.175	16.543	1:02.353	118	6	19.482	25.627	15.786	1:00.895	122	2	20.103	26.376	16.231	1:02.710	116
No.262 LYZEN Borys						7	19.505	25.616	15.834	1:00.955	122	3	20.005	25.867	16.109	1:01.981	116
1	23.123	26.524	16.307	1:05.954	120	8	19.608	25.817	15.840	1:01.265	121	4	19.663	25.776	16.175	1:01.614	115
2	19.912	25.851	16.275	1:02.038	119	9	19.517	25.591	15.885	1:00.993	121	5	20.098	25.901	16.257	1:02.256	117
3	19.614	25.738	16.382	1:01.734	119	10	19.525	25.674	15.888	1:01.087	122	6	19.801	25.924	16.078	1:01.803	115
4	19.611	25.513	16.058	1:01.182	120	No.273 WHERRELL Lewis						7	19.705	25.931	16.169	1:01.805	115
5	19.448	25.476	15.863	1:00.787	121	1	20.530	26.018	16.498	1:03.046	119	8	19.758	26.045	16.080	1:01.883	115
6	19.563	25.580	15.778	1:00.921	121	2	19.681	25.759	15.937	1:01.377	120	9	19.901	26.021	16.267	1:02.189	115
7	19.597	25.574	16.165	1:01.336	119	3	19.538	25.676	15.887	1:01.101	119	10	19.873	25.977	16.512	1:02.362	115
8	19.532	25.595	15.857	1:00.984	120	4	19.538	25.534	15.842	1:00.914	120	No.284 BROVKO Mark					
9	19.549	25.619	15.896	1:01.064	121	5	19.437	25.479	15.839	1:00.755	120	1	22.527	26.631	16.380	1:05.538	117
10	19.660	27.630	16.675	1:03.965	119	6	19.464	25.552	15.822	1:00.838	120	2	19.809	25.900	16.333	1:02.042	117
No.264 IVANNIKOV Vladimir						7	19.496	25.539	15.831	1:00.866	119	3	19.540	25.809	16.491	1:01.840	115
1	21.988	26.054	16.019	1:04.061	120	8	19.461	25.605	15.853	1:00.919	119	4	19.570	25.714	16.018	1:01.302	118
2	19.593	25.743	16.090	1:01.426	121	9	19.465	25.567	15.900	1:00.932	119	5	19.534	26.123	16.187	1:01.844	118
3	20.531	26.642	16.077	1:03.250	120	10	19.517	25.904	17.040	1:02.461	114	6	19.628	25.907	16.138	1:01.673	116
4	19.442	25.544	16.007	1:00.993	121	No.277 COSTOYA Christian						7	19.987	25.871	16.537	1:02.395	116
5	19.393	25.610	15.937	1:00.940	120	1	20.141	25.873	15.896	1:01.910	119	8	19.602	25.812	16.444	1:01.858	117

 Timekeeper 

 Race Director 


OK
**Qualifying Heat A-D
Analysis**

For information purposes. No official / regulatory value

Laps	Sector 1	Sector 2	Sector 3	Lap Time	Spd	Laps	Sector 1	Sector 2	Sector 3	Lap Time	Spd
9	19.705	25.908	16.641	1:02.254	117	2	19.999	26.584	16.085	1:02.668	119
10	19.587	25.913	16.182	1:01.682	117	3	19.939	25.754	15.932	1:01.625	118
No.286 ANZHE Sun						4	19.494	25.842	16.674	1:02.010	118
1	23.058	27.760	16.311	1:07.129	119	5	19.857	25.846	15.896	1:01.599	118
2	19.922	25.610	15.816	1:01.348	120	6	19.555	25.810	15.908	1:01.273	119
3	19.944	25.846	15.938	1:01.728	118	7	19.472	25.747	15.909	1:01.128	120
4	19.768	25.651	15.840	1:01.259	120	8	19.585	25.798	16.244	1:01.627	119
5	19.598	25.609	16.130	1:01.337	120	9	20.384	25.806	16.241	1:02.431	118
6	19.637	25.945	16.190	1:01.772	119	10	19.593	25.780	16.061	1:01.434	120
7	19.560	26.000	16.916	1:02.476	117	No.303 AUTMAITRE Mathis					
8	19.579	25.669	16.158	1:01.406	119	1	22.852	27.206	16.010	1:06.068	119
9	19.636	25.830	16.992	1:02.458	119	2	20.489	25.816	16.029	1:02.334	120
10	19.655	26.097	16.568	1:02.320	120	3	20.116	26.094	15.973	1:02.183	120
No.292 JUNCHER Marcus						4	19.850	26.862	16.629	1:03.341	119
1	23.131	27.976	16.287	1:07.394	120	5	19.757	25.980	15.970	1:01.707	119
2	20.128	25.810	16.028	1:01.966	120	6	19.645	25.846	16.169	1:01.660	120
3	19.608	26.132	15.942	1:01.682	121	7	19.602	25.839	15.934	1:01.375	119
4	19.811	26.686	17.012	1:03.509	118	8	19.646	25.809	16.001	1:01.456	120
5	20.353	25.946	15.984	1:02.283	121	9	19.927	25.951	16.957	1:02.835	116
6	19.704	25.812	15.930	1:01.446	121	10	20.075	26.728	16.367	1:03.170	118
7	19.612	25.821	15.912	1:01.345	121	No.304 GHEYSEN Lucas					
8	19.655	25.835	15.984	1:01.474	120	1	23.073	27.985	16.604	1:07.662	120
9	19.648	25.869	16.568	1:02.085	116	2	20.134	25.984	16.243	1:02.361	120
10	20.072	26.567	17.077	1:03.716	119	No.294 ZASOV Georgiy					
No.298 ROCCHIO Gino						1	23.055	28.257	16.709	1:08.021	116
1	22.807	26.465	16.360	1:05.632	120	2	19.910	26.045	16.575	1:02.530	117
2	19.797	25.797	15.922	1:01.516	119	No.301 GIRARDET Alois					
3	19.560	26.363	16.848	1:02.771	117	1	23.099	27.959	16.617	1:07.675	120
4	19.893	25.518	16.169	1:01.580	119	No.294 ZASOV Georgiy					
5	19.507	25.734	16.035	1:01.276	118	1	23.055	28.257	16.709	1:08.021	116
6	19.474	25.542	15.881	1:00.897	119	2	19.910	26.045	16.575	1:02.530	117
7	19.494	25.497	15.884	1:00.875	119	No.298 ROCCHIO Gino					
8	19.516	25.628	16.033	1:01.177	119	1	22.807	26.465	16.360	1:05.632	120
9	19.512	25.597	15.944	1:01.053	119	2	19.797	25.797	15.922	1:01.516	119
10	19.554			1:05.130	119	3	19.560	26.363	16.848	1:02.771	117

 Timekeeper 

 Race Director 

OK
Qualifying Heat A-D
Document 36
Starting Grid

Subject to scrutineering & sporting investigations


31 th	303 AUTMAITRE Mathis KR / TM		16	282 HARASTEY Daniel KR / IAME		32 th
29 th	284 BROVKO Mark KR / IAME		15	304 GHEYSEN Lucas KR / TM		30 th
27 th	292 JUNCHER Marcus TONY KART / TM		14	301 GIRARDET Alois CRG / IAME		28 th
25 th	294 ZASOV Georgiy KR / IAME		13	286 ANZHE Sun KR / IAME		26 th
23 th	281 SILKUNAS Markas KR / IAME		12	265 PARKER Skye BIREL ART / TM KART		24 th
21 th	219 BRALIC Jason HENZA / IAME		11	257 SACHSE Bertram HENZA / IAME		22 th
19 th	250 KOWALCZYK Klara KR / IAME		10	235 NIKISHOV Nikita KR / IAME		20 th
17 th	226 KORNDER Luke LN / TM		9	243 KAWPENG Sebastien KR / IAME		18 th
15 th	266 GONZALEZ Eloi BIREL ART / TM KART		8	263 WOLFE Noah BIREL ART / TM KART		16 th
13 th	262 LYZEN Borys KR / TM		7	298 ROCCHIO Gino TONY KART / VORTEX		14 th
11 th	248 ANAGNOSTIADIS James KR / IAME		6	223 PRADIER Thomas Cyrille TONY KART / VORTEX		12 th
9 th	233 KINMARK Oliver KR / IAME		5	264 IVANNIKOV Vladimir BIREL ART / TM KART		10 th
7 th	229 GUSTAFSSON Viktor CRG / TM		4	222 RASMUSSEN Oliver Fodor TONY KART / VORTEX		8 th
5 th	273 WHERRELL Lewis EXPRIT / TM		3	241 KOLOVOS Stylianos Taxiarchis KR / IAME		6 th
3 rd	256 VAN LANGENDONCK Dries KR / IAME		2	246 CRAIGIE Kenzo KR / IAME		4 th
1 st	277 COSTOYA Christian PAROLIN / TM		1	202 RAMAEKERS Thibaut KR / IAME		2 nd

POLE POSITION




Start : 28/03 - 12:15 10 Laps = 15.880 km

Timekeeper




Race Director



Champions of the Future 2025 Euro Series: R1 - Campillos (ESP) 26-29/03/2025

Page 1 / 1

www.championskarting.com / RGMCC

 Apex Timing GoRacing 

OK

Qualifying Heat C-E Results

Document 53.2

Subject to scrutineering & sporting investigations

Rnk	No.	Competitor	E. Nat	Driver	D. Nat	Equipment	Laps	Gap	Interv.	Best lap	Spd	Penalty	Points
1	▲1	272 FORZA RACING	GBR	SALA Filippo	ITA	EXPRIT / TM	10			1:01.016	119.1		50
2	▲1	251 KR MOTORSPORT	ITA	MICALLEF Jacob	MLT	KR / IAME	10	0.388	0.388	1:01.106	120.1		44
3	▲5	289 VICTORYLANE KARTING	FRA	COCHET Louis	FRA	KR / IAME	10	1.510	1.122	1:00.731	121.2		41
4	▬	240 KR MOTORSPORT	ITA	KELLEHER Daniel	IRL	KR / IAME	10	2.183	0.673	1:00.881	120.8		38
5	▲2	213 WARD RACING	SWE	KACZYNSKI Elliot	SWE	TONY KART / TM	10	3.526	1.343	1:01.238	121.5		36
6	▲3	214 WARD RACING	SWE	PAVAN Sebastiano	ITA	TONY KART / TM	10	3.696	0.170	1:00.959	121.6		34
7	▼6	206 TONY KART RACING TEAM	ITA	PESL Jindrich	CZE	TONY KART / VORTEX	10	4.182	0.486	1:01.336	119.3		32
8	▲5	253 ROLI MOTORSPORT	EST	KUKLANE Roland	EST	KR / TM	10	4.843	0.661	1:00.940	121.6		30
9	▼4	287 VICTORYLANE KARTING	FRA	SMITH Joseph	GBR	KR / IAME	10	4.927	0.084	1:00.957	120.6		28
10	▲1	306 ENERGY CORSE SRL	ITA	ANDRIOTIS Paul	SUI	ENERGY CORSE / TM	10	5.075	0.148	1:01.124	120.3		27
11	▲11	232 DPK RACING	ESP	ARNAUDO Fausto	ARG	KR / IAME	10	6.130	1.055	1:01.161	119.5		26
12	▬	236 DPK RACING	ESP	KERDAL François Dario	SUI	KR / IAME	10	6.595	0.465	1:01.260	117.9		25
13	▲3	290 VICTORYLANE KARTING	FRA	CHARTIER Alexander	CAN	KR / IAME	10	7.026	0.431	1:01.065	119.7		24
14	▲14	234 DPK RACING	ESP	GREEN Zac	GBR	KR / IAME	10	8.712	1.686	1:00.891	120.1		23
15	▼9	291 PAROLIN MOTORSPORT	ITA	DERUNOV Efim	KGZ	PAROLIN / TM	10	10.594	1.882	1:01.052	118.6		22
16	▼2	247 KR MOTORSPORT	ITA	BERNOLDI Bernardo	ITA	KR	10	10.721	0.127	1:00.966	119.7		21
17	▲13	261 KRZ MOTORSPORT	POL	RAFALIK Maksymilian	POL	KR / TM	10	12.127	1.406	1:01.109	119.9		20
18	▲1	252 KR MOTORSPORT	ITA	MATSUI Sara	JPN	KR / IAME	10	14.217	2.090	1:01.386	117.7		19
19	▲8	260 KRZ MOTORSPORT	POL	CEGIELSKI Franciszek	POL	KR / TM	10	14.526	0.309	1:01.040	120.2		18
20	▼3	239 FUSION MOTORSPORT	GBR	SAVELEV Makar	KGZ	KR / IAME	10	15.079	0.553	1:01.215	119.6	+5.000	17
21	▲5	274 KBK COMPETITION	FRA	ROUSSEL Romeo	FRA	KR / IAME	10	15.760	0.681	1:01.414	119.9		16
22	▲7	309 FORZA RACING	GBR	KARA OSMAN Amin	GER	EXPRIT / TM	10	16.877	1.117	1:01.392	121.7		15
23	▲1	280 VDK RACING	BEL	STILLER Peter	ITA	KR / IAME	10	17.023	0.146	1:01.412	120.2		14
24	▼1	211 FUSION MOTORSPORT	GBR	GALAN Oskar	POL	KR / IAME	10	18.794	1.771	1:01.266	119.8	+5.000	13
25	▼7	254 KR MOTORSPORT	ITA	PEDERSEN Dean	USA	KR / IAME	10	20.379	1.585	1:01.315	118.1	+5.000	12
26	▲6	258 VDK RACING	BEL	HOANG Arthur	BEL	KR	10	22.126	1.747	1:01.365	119.1	+5.000	11
27	▼17	279 VDK RACING	BEL	CORBI Matt	SUI	KR / IAME	8	2 Laps	2 Laps	1:01.154	120.1		10
28	▼13	296 KOSKI MOTORSPORT	FIN	GARST Marco	DEN	KR / IAME	6	4 Laps	2 Laps	1:01.262	119.3		9
29	▼4	268 MDC RACING	ESP	GARCIA LOPEZ Aaron	ESP	KR	4	6 Laps	2 Laps	1:01.624	119.3		8
30	▼10	307 ENERGY CORSE SRL	ITA	KRUTOHOLOV Lev	UKR	ENERGY CORSE / IAME	1	9 Laps	3 Laps	1:06.678	121.9		7
31	▬	269 MDC RACING	ESP	ALATORRE ARTIGAS Mariano	ESP	KR	0	10 Laps	1 Lap			+5.000	6

No.239 SAVELEV Makar : 5 sec time penalty for incorrectly installed Front Fairing or incorrect position of front fairing. According to Stewards' Decision No.50-239.
 No.211 GALAN Oskar : 5 sec time penalty for incorrectly installed Front Fairing or incorrect position of front fairing. According to Stewards' Decision No.50-211.
 No.254 PEDERSEN Dean : 5 sec time penalty for incorrectly installed Front Fairing or incorrect position of front fairing. According to Stewards' Decision No.50-254.
 No.258 HOANG Arthur : 5 sec time penalty for incorrectly installed Front Fairing or incorrect position of front fairing. According to Stewards' Decision No.50-258.
 No.269 ALATORRE ARTIGAS Mariano : 5 sec time penalty for incorrectly installed Front Fairing or incorrect position of front fairing. According to Stewards' Decision No.50-269.

Not Classified

220	MP KARTRACING	NED	HELDER Jorn	NED	HENZA / IAME		DSQ		1:01.322	122.5		1
-----	---------------	-----	--------------------	-----	--------------	--	------------	--	----------	-------	--	----------

No.220 HELDER Jorn : Disqualification for underweight (art. 3.3 Sporting Regulations). According to Stewards' Decision No.54.

Leaders : No.206 PESL Jindrich (1-4) / No.272 SALA Filippo (5-10)


Start Time : 28/03 - 11:37:47

Best lap : No.289 COCHET Louis 1:00.731 94.13 kph

Weather : Sunny Air : 19°C Track : Dry

Event Record : No.277 COSTOYA Christian 59.897 95.44 kph

Steward #1 

Steward #2 

Steward #3 

DOCUMENT N° 54

**DÉCISION DES COMMISSAIRES SPORTIFS
STEWARDS' DECISION**

PÉNALITÉ INFLIGÉE AU CONCURRENT (NOM) : **MP KARTRACING**
PENALTY INFLICTED UPON THE ENTRANT (NAME):

NATIONALITÉ / NATIONALITY: **NED**

N°: **220** PILOTE : **HELDER Jorn**
No.: DRIVER :

Concerne la partie de l'Épreuve : **OK - Qualifying Heat C-E**
Concerns the part of the event:

ÉNONCÉ / STATEMENT:

Disqualification from the above-mentioned Session.

MOTIF / REASON:

The Stewards having received a report from the Scrutineers (Doc n° 44), having examined this report, summoned and heard the Driver and Entrant concerned (Summon Doc n° 52), have considered the following matter, determine the following: _The above-mentioned Competitor didn't reach the minimum total mass (Driver + Kart) when controlled after the above-mentioned session. _This fact is a violation against Art. 3.3 of the 2025 Championship Sporting Regulations. _The Stewards impose this penalty according to 2.24 2025 CIK-FIA General Prescriptions and Art. 12.4 of the 2023 FIA International Sporting Code. The Competitor is reminded of his right to appeal in accordance with Art. 15 of the 2025 FIA International Sporting Code, within the applicable time limits.

**Décision annoncée
Decision announced**

Date / Date: **28/03/2025**

Heure / Time: **12:28**

Nom / Name

Signature

Président du Collège / Chairman of the Panel:

Kris LAMBRECHT (BEL)



Membres du Collège / Members of the Panel:

Pere SAURA (ESP)



Jose M. MONTES (ESP)



NOTIFICATION AU CONCURRENT CONCERNÉ / NOTIFICATION TO THE RELEVANT ENTRANT

Je soussigné :

I undersigned: Nom personnel / personal name

Représentant du Concurrent : **MP KARTRACING**

Representing the Entrant: Nom du Concurrent / Entrant's name

Certifie avoir reçu notification du document N° **54** des Commissaires Sportifs de l'Épreuve.
Certify that I have been notified of document No. **54** *by the Stewards of the Meeting.*

Date :

Heure / Time:

Signature :

OK

Qualifying Heat C-E

For information purposes. No official / regulatory value

Lap Chart

	1	2	3	4	5	6	7	8	9	10	11	12	13	14	15	16	17	18	19	20	21	22	23	24	25	26	27	28	29	30	31	32
Grid	206	272	251	240	287	291	213	289	214	279	306	236	253	247	296	290	239	254	252	307	220	232	211	280	268	274	260	234	309	261	269	258
Start	206	251	287	272	213	240	291	214	289	306	279	253	236	247	296	290	239	252	254	220	211	307	232	268	280	260	274	234	309	261	269	258
Lap 1 Interval	206	251	272	287	213	240	214	306	291	289	253	296	247	236	279	290	232	239	252	254	211	307	280	261	234	258	220	274	260	309	268	0.0
Lap 2	206	251	272	213	240	287	289	214	306	291	253	247	236	296	232	239	290	279	252	254	211	280	234	261	258	220	274	260	268	309		
Lap 3	206	272	251	213	240	287	289	214	306	253	291	236	296	232	247	290	239	279	254	252	234	280	211	258	220	261	268	260	274	309		
Lap 4	206	272	251	213	240	289	287	214	306	253	236	296	232	290	239	254	291	247	279	252	234	280	211	258	268	261	260	274	220	309		
Lap 5	272	206	251	213	240	289	287	214	306	253	236	296	232	290	239	247	234	291	254	279	252	261	211	260	258	274	220	309	280			
Lap 6	272	251	213	206	240	289	287	214	306	253	236	232	296	290	239	247	234	291	279	261	252	211	254	260	274	309	220	280	258			
Lap 7	272	251	213	240	289	287	206	214	306	253	236	232	290	239	247	234	291	279	261	252	211	260	254	274	220	309	280	258				
Lap 8	272	251	240	213	289	287	214	206	253	306	232	236	290	239	247	234	291	279	261	252	211	260	254	274	220	309	280	258				
Lap 9	272	251	240	289	213	214	206	253	287	306	232	236	290	239	234	247	291	261	211	252	260	254	274	220	309	280	258					
Lap 10	272	251	289	240	213	214	206	253	287	306	232	236	290	234	239	291	247	261	211	252	260	254	274	220	309	280	258					

Timekeeper *Albert Perez*

Race Director *[Signature]*



OK
**Qualifying Heat C-E
Analysis**

For information purposes. No official / regulatory value

Laps	Sector 1	Sector 2	Sector 3	Lap Time	Spd	Laps	Sector 1	Sector 2	Sector 3	Lap Time	Spd	Laps	Sector 1	Sector 2	Sector 3	Lap Time	Spd
No.206 PESL Jindrich						7	19.549	25.551	15.973	1:01.073	122	3	20.342	25.817	16.344	1:02.503	119
1	20.155	25.898	16.021	1:02.074	118	8	19.790	25.680	16.401	1:01.871	119	4	20.150	25.732	15.941	1:01.823	118
2	19.748	25.892	16.001	1:01.641	119	9	19.583	26.109	16.558	1:02.250	119	5	19.572	25.762	15.926	1:01.260	117
3	19.611	25.727	15.998	1:01.336	119	10	19.613	25.511	15.918	1:01.042	120	6	19.584	25.842	16.032	1:01.458	117
4	19.639	25.796	15.949	1:01.384	118	No.220 HELDER Jorn						7	19.629	25.844	15.957	1:01.430	118
5	19.601	25.685	16.348	1:01.634	120	1	23.329	27.964	16.775	1:08.068	120	8	19.609	25.805	16.176	1:01.590	118
6	19.707	25.811	16.642	1:02.160	120	2	19.828	25.874	16.419	1:02.121	120	9	19.652	25.818	15.994	1:01.464	118
7	19.804	26.200	16.244	1:02.248	121	3	20.045	26.736	16.093	1:02.874	121	10	19.642	25.707	15.947	1:01.296	119
8	19.735	25.718	16.734	1:02.187	119	4	20.151	26.709	16.173	1:03.033	121	No.239 SAVELEV Makar					
9	19.673	25.876	16.595	1:02.144	119	5	20.721	26.088	16.499	1:03.308	121	1	22.542	27.376	16.341	1:06.259	120
10	19.645	25.730	16.005	1:01.380	119	6	19.888	26.930	16.618	1:03.436	119	2	20.051	25.731	16.424	1:02.206	119
No.211 GALAN Oskar						7	19.601	25.730	16.412	1:01.743	120	3	19.655	26.605	16.604	1:02.864	121
1	22.835	27.211	16.485	1:06.531	119	8	19.934	25.674	15.918	1:01.526	121	4	19.781	26.085	16.615	1:02.481	119
2	20.020	26.292	16.413	1:02.725	119	9	19.619	25.747	15.956	1:01.322	122	5	19.513	25.747	16.020	1:01.280	120
3	20.451	26.608	16.164	1:03.223	120	10	19.651	26.041	15.955	1:01.647	121	6	19.573	25.628	16.014	1:01.215	119
4	19.621	25.814	16.902	1:02.337	116	No.232 ARNAUDO Fausto						7	19.536	25.865	16.000	1:01.401	119
5	20.803	26.312	16.677	1:03.792	119	1	22.548	26.826	16.377	1:05.751	120	8	19.580	25.808	16.021	1:01.409	119
6	19.788	26.612	16.194	1:02.594	118	2	19.769	25.853	16.452	1:02.074	119	9	19.609	25.788	16.051	1:01.448	119
7	19.596	25.790	15.920	1:01.306	119	3	19.641	26.645	16.288	1:02.574	118	10	19.651	26.529	16.633	1:02.813	117
8	19.487	25.755	16.024	1:01.266	119	4	19.523	25.840	15.965	1:01.328	119	No.240 KELLEHER Daniel					
9	19.611	25.904	16.087	1:01.602	118	5	19.598	25.636	15.982	1:01.216	119	1	21.055	26.159	16.272	1:03.486	121
10	19.644	25.798	15.987	1:01.429	118	6	19.597	25.661	15.984	1:01.242	119	2	19.622	26.259	16.858	1:02.739	119
No.213 KACZYNSKI Elliot						7	19.557	25.725	15.943	1:01.225	119	3	19.533	25.638	15.933	1:01.104	120
1	20.823	26.129	16.043	1:02.995	121	8	19.569	25.671	15.977	1:01.217	118	4	19.424	25.553	15.904	1:00.881	120
2	19.808	25.779	15.958	1:01.545	121	9	19.605	25.692	15.966	1:01.263	119	5	19.466	25.580	15.861	1:00.907	120
3	19.675	25.762	15.946	1:01.383	121	10	19.584	25.614	15.963	1:01.161	119	6	19.437	25.609	15.923	1:00.969	122
4	19.665	25.668	15.927	1:01.260	121	No.234 GREEN Zac						7	19.610	25.727	15.925	1:01.262	120
5	19.624	25.666	15.948	1:01.238	121	1	22.967	27.508	16.697	1:07.172	119	8	19.588	25.727	16.331	1:01.646	120
6	19.707	25.643	16.039	1:01.389	121	2	19.795	25.902	16.296	1:01.993	120	9	19.708	25.601	16.011	1:01.320	120
7	19.589	25.703	15.949	1:01.241	120	3	20.245	26.187	16.034	1:02.466	119	10	19.885	25.727	16.050	1:01.662	120
8	19.715	26.059	16.241	1:02.015	121	4	19.476	25.884	17.362	1:02.722	116	No.247 BERNOLDI Bernardo					
9	20.376	26.286	16.318	1:02.980	120	5	19.940	25.885	15.899	1:01.724	119	1	22.471	26.042	16.561	1:05.074	119
10	19.590	25.683	16.012	1:01.285	120	6	19.481	25.558	15.923	1:00.962	119	2	19.710	25.662	16.381	1:01.753	117
No.214 PAVAN Sebastiano						7	19.553	25.571	15.920	1:01.044	118	3	20.990	26.946	16.422	1:04.358	120
1	21.070	26.200	16.176	1:03.446	120	8	19.473	25.528	15.890	1:00.891	120	4	19.607	26.693	17.249	1:03.549	117
2	19.848	26.007	17.310	1:03.165	116	9	19.643	25.504	15.942	1:01.089	119	5	19.808	26.141	15.900	1:01.849	120
3	19.927	25.624	15.901	1:01.452	121	10	19.600	25.819	15.866	1:01.285	119	6	19.467	25.582	15.917	1:00.966	119
4	19.584	25.584	15.880	1:01.048	121	No.236 KERDAL François Dario						7	19.530	25.610	15.868	1:01.008	120
5	19.513	25.594	15.967	1:01.074	120	1	22.648	26.498	16.312	1:05.458	118	8	19.440	25.664	15.899	1:01.003	120
6	19.495	25.566	15.898	1:00.959	121	2	19.710	26.027	16.025	1:01.762	118	9	19.952	25.684	15.943	1:01.579	120

 Timekeeper 

 Race Director 


OK
**Qualifying Heat C-E
Analysis**

For information purposes. No official / regulatory value

Laps	Sector 1	Sector 2	Sector 3	Lap Time	Spd	Laps	Sector 1	Sector 2	Sector 3	Lap Time	Spd	Laps	Sector 1	Sector 2	Sector 3	Lap Time	Spd
10	19.521	26.111	17.368	1:03.000	113	6	20.291	26.907	16.416	1:03.614	119	2	20.521	25.897	16.182	1:02.600	118
No.251 MICALLEF Jacob						7	19.984	26.218	16.617	1:02.819	117	3	19.518	26.783	16.012	1:02.313	119
1	20.475	25.878	16.083	1:02.436	119	8	19.745	25.824	15.984	1:01.553	118	4	19.644	25.938	16.042	1:01.624	119
2	19.708	25.771	16.042	1:01.521	120	9	19.521	25.758	16.036	1:01.315	118	No.272 SALA Filippo					
3	20.137	25.683	16.017	1:01.837	120	10	19.605	25.833	15.999	1:01.437	117	1	20.585	25.926	16.002	1:02.513	119
4	19.625	25.709	15.961	1:01.295	119	No.258 HOANG Arthur						2	19.758	25.836	15.982	1:01.576	120
5	19.607	25.584	15.951	1:01.142	120	1	23.152	27.447	16.731	1:07.330	117	3	19.789	25.630	15.976	1:01.395	119
6	19.719	25.731	15.971	1:01.421	119	2	19.668	25.905	16.557	1:02.130	120	4	19.494	25.580	15.942	1:01.016	119
7	19.583	25.728	15.938	1:01.249	120	3	20.012	26.603	15.995	1:02.610	119	5	19.562	25.684	16.038	1:01.284	118
8	19.622	25.629	15.946	1:01.197	120	4	19.716	25.721	16.794	1:02.231	118	6	19.627	25.697	16.013	1:01.337	118
9	19.547	25.695	15.887	1:01.129	120	5	21.378	25.935	16.961	1:04.274	118	7	19.492	25.822	15.986	1:01.300	118
10	19.556	25.582	15.968	1:01.106	120	6	19.725	27.454	16.619	1:03.798	118	8	19.631	25.669	15.901	1:01.201	118
No.252 MATSUI Sara						7	20.545	26.025	16.099	1:02.669	118	9	19.496	25.583	15.947	1:01.026	118
1	22.923	27.028	16.388	1:06.339	118	8	19.677	25.746	15.942	1:01.365	119	10	19.531	25.688	15.997	1:01.216	118
2	20.000	26.051	16.716	1:02.767	115	9	19.608	25.817	16.120	1:01.545	119	No.274 ROUSSEL Romeo					
3	20.618	25.977	16.060	1:02.655	119	10	19.661	25.790	16.140	1:01.591	120	1	23.538	27.486	16.771	1:07.795	118
4	19.680	25.984	17.352	1:03.016	112	No.260 CEGIELSKI Franciszek						2	19.956	25.801	16.373	1:02.130	120
5	20.798	26.222	16.276	1:03.296	119	1	23.748	27.474	16.845	1:08.067	119	3	20.038	27.047	16.414	1:03.499	120
6	20.178	26.609	16.033	1:02.820	118	2	20.357	25.813	15.961	1:02.131	121	4	20.003	25.968	16.157	1:02.128	120
7	19.627	25.804	15.955	1:01.386	117	3	19.991	27.020	16.190	1:03.201	120	5	20.726	25.884	16.751	1:03.361	120
8	19.622	25.820	16.043	1:01.485	117	4	19.628	26.365	16.040	1:02.033	120	6	19.849	26.847	16.592	1:03.288	118
9	19.634	25.904	16.316	1:01.854	119	5	20.723	25.911	16.623	1:03.257	120	7	19.569	25.861	16.399	1:01.829	118
10	19.743	25.950	16.096	1:01.789	117	6	19.802	26.799	15.885	1:02.486	121	8	19.762	25.825	15.920	1:01.507	120
No.253 KUKLANE Roland						7	19.992	26.250	16.315	1:02.557	118	9	19.625	25.742	16.047	1:01.414	119
1	22.265	25.952	16.540	1:04.757	120	8	19.537	25.615	15.888	1:01.040	120	10	19.592	25.969	15.942	1:01.503	119
2	19.651	25.573	16.768	1:01.992	115	9	19.560	25.693	15.983	1:01.236	118	No.279 CORBI Matt					
3	20.364	25.892	16.145	1:02.401	121	10	19.578	25.812	15.934	1:01.324	120	1	22.638	26.794	16.608	1:06.040	119
4	19.601	25.728	15.811	1:01.140	120	No.261 RAFALIK Maksymilian						2	19.859	26.622	16.878	1:03.359	118
5	19.553	25.590	15.886	1:01.029	121	1	23.009	27.570	16.324	1:06.903	120	3	20.040	26.043	16.370	1:02.453	120
6	19.563	25.525	15.881	1:00.969	121	2	19.802	26.179	16.334	1:02.315	122	4	19.752	26.434	17.051	1:03.237	116
7	19.523	25.558	15.859	1:00.940	121	3	20.517	26.844	16.140	1:03.501	121	5	19.876	26.867	16.528	1:03.271	120
8	19.567	25.609	16.058	1:01.234	121	4	19.747	26.236	16.009	1:01.992	121	6	20.112	25.828	15.988	1:01.928	120
9	19.615	25.743	16.794	1:02.152	118	5	20.562	26.302	16.235	1:03.099	121	7	19.677	25.755	15.898	1:01.330	120
10	19.830	25.635	16.308	1:01.773	120	6	19.873	26.392	15.962	1:02.227	120	8	19.517	25.637	16.000	1:01.154	120
No.254 PEDERSEN Dean						7	19.537	25.656	15.978	1:01.171	118	No.280 STILLER Peter					
1	22.867	27.170	16.426	1:06.463	118	8	19.606	25.663	15.932	1:01.201	119	1	22.898	27.481	16.264	1:06.643	120
2	20.104	26.340	16.248	1:02.692	117	9	19.547	25.669	15.893	1:01.109	119	2	20.203	26.032	16.389	1:02.624	120
3	20.125	26.006	16.262	1:02.393	119	10	19.549	25.654	15.957	1:01.160	119	3	20.175	26.556	16.167	1:02.898	119
4	19.764	25.962	17.085	1:02.811	116	No.268 GARCIA LOPEZ Aaron						4	19.583	25.792	17.069	1:02.444	117
5	19.674	27.169	16.611	1:03.454	118	1	23.412	28.260	16.622	1:08.294	117	5	21.778	26.676	16.731	1:05.185	118

Timekeeper

Race Director



OK
**Qualifying Heat C-E
Analysis**

For information purposes. No official / regulatory value

Laps	Sector 1	Sector 2	Sector 3	Lap Time	Spd	Laps	Sector 1	Sector 2	Sector 3	Lap Time	Spd
6	19.640	26.646	16.617	1:02.903	120	2	19.975	25.778	17.057	1:02.810	115
7	20.514	25.932	16.015	1:02.461	119	3	20.376	26.163	16.433	1:02.972	118
8	19.585	25.657	16.220	1:01.462	120	4	20.691	26.908	17.570	1:05.169	117
9	19.595	25.811	16.006	1:01.412	120	5	20.783	26.071	16.337	1:03.191	118
10	19.564	25.962	16.283	1:01.809	119	6	19.640	25.622	16.029	1:01.291	119
No.287 SMITH Joseph						7	19.531	25.662	16.041	1:01.234	118
1	20.759	26.107	16.146	1:03.012	119	8	19.455	25.571	16.026	1:01.052	118
2	20.294	26.056	17.065	1:03.415	119	9	19.537	25.597	16.002	1:01.136	118
3	19.658	25.632	16.013	1:01.303	120	10	19.535	25.684	16.188	1:01.407	116
4	19.908	25.599	15.881	1:01.388	121	No.296 GARST Marco					
5	19.566	25.543	15.848	1:00.957	120	1	22.226	26.055	16.634	1:04.915	119
6	19.559	25.537	15.888	1:00.984	120	2	20.023	26.288	16.138	1:02.449	119
7	19.529	25.616	16.001	1:01.146	120	3	20.315	25.841	16.266	1:02.422	119
8	19.680	25.557	15.887	1:01.124	121	4	20.228	25.781	16.035	1:02.044	118
9	20.278	26.257	17.111	1:03.646	117	5	19.631	25.678	15.953	1:01.262	119
10	19.964	25.649	16.217	1:01.830	119	6	19.705	25.699	16.309	1:01.713	119
No.289 COCHET Louis						No.306 ANDRIOTIS Paul					
1	21.855	25.954	16.226	1:04.035	120	1	21.292	26.033	16.219	1:03.544	119
2	19.687	25.750	17.078	1:02.515	118	2	19.789	26.014	17.334	1:03.137	115
3	19.586	25.481	16.062	1:01.129	122	3	19.978	25.632	15.947	1:01.557	120
4	19.523	25.519	15.907	1:00.949	121	4	19.579	25.622	15.923	1:01.124	120
5	19.375	25.498	15.858	1:00.731	121	5	19.504	25.715	16.077	1:01.296	119
6	19.462	25.458	15.934	1:00.854	121	6	19.525	25.680	16.017	1:01.222	120
7	19.572	25.919	15.899	1:01.390	121	7	19.528	25.687	15.999	1:01.214	119
8	19.379	25.760	16.230	1:01.369	122	8	19.480	25.688	16.431	1:01.599	120
9	19.860	25.449	16.021	1:01.330	121	9	19.654	25.798	16.724	1:02.176	118
10	19.522	25.477	15.864	1:00.863	120	10	19.972	25.717	16.122	1:01.811	119
No.290 CHARTIER Alexander						No.307 KRUTOHOLOV Lev					
1	22.586	26.605	16.893	1:06.084	119	1	22.948	27.349	16.381	1:06.678	121
2	20.009	25.846	16.995	1:02.850	118	No.309 KARA OSMAN Amin					
3	20.120	25.824	16.413	1:02.357	120	1	23.716	27.530	16.731	1:07.977	121
4	19.573	26.282	16.386	1:02.241	119	2	20.475	25.908	16.819	1:03.202	120
5	19.483	25.707	15.972	1:01.162	119	3	19.699	26.314	16.269	1:02.282	122
6	19.484	25.713	15.964	1:01.161	120	4	20.054	26.042	16.213	1:02.309	122
7	19.517	25.746	15.942	1:01.205	120	5	20.704	26.486	16.389	1:03.579	121
8	19.510	25.612	15.943	1:01.065	119	6	19.620	26.728	16.613	1:02.961	120
9	19.483	25.669	15.974	1:01.126	120	7	19.811	25.869	16.208	1:01.888	119
10	19.548	25.642	15.900	1:01.090	120	8	19.979	25.816	16.203	1:01.998	121
No.291 DERUNOV Efim						9	19.619	25.807	15.966	1:01.392	121
1	21.776	25.934	16.341	1:04.051	118	10	19.563	26.102	16.257	1:01.922	121

Timekeeper

Race Director

OK

Qualifying Heat C-E

Document 35

Starting Grid

Subject to scrutineering & sporting investigations

31 th	269 ALATORRE ARTIGAS Mariano KR	ESP	16	258 HOANG Arthur KR	BEL	32 th
29 th	309 KARA OSMAN Amin EXPRIT / TM	GER	15	261 RAFALIK Maksymilian KR / TM	POL	30 th
27 th	260 CEGIELSKI Franciszek KR / TM	POL	14	234 GREEN Zac KR / IAME	GBR	28 th
25 th	268 GARCIA LOPEZ Aaron KR	ESP	13	274 ROUSSEL Romeo KR / IAME	FRA	26 th
23 th	211 GALAN Oskar KR / IAME	POL	12	280 STILLER Peter KR / IAME	ITA	24 th
21 th	220 HELDER Jorn HENZA / IAME	NED	11	232 ARNAUDO Fausto KR / IAME	ARG	22 th
19 th	252 MATSUI Sara KR / IAME	JPN	10	307 KRUTOHOLOV Lev ENERGY CORSE / IAME	UKR	20 th
17 th	239 SAVELEV Makar KR / IAME	KGZ	9	254 PEDERSEN Dean KR / IAME	USA	18 th
15 th	296 GARST Marco KR / IAME	DEN	8	290 CHARTIER Alexander KR / IAME	CAN	16 th
13 th	253 KUKLANE Roland KR / TM	EST	7	247 BERNOLDI Bernardo KR	ITA	14 th
11 th	306 ANDRIOTIS Paul ENERGY CORSE / TM	SUI	6	236 KERALD François Dario KR / IAME	SUI	12 th
9 th	214 PAVAN Sebastiano TONY KART / TM	ITA	5	279 CORBI Matt KR / IAME	SUI	10 th
7 th	213 KACZYNSKI Elliot TONY KART / TM	SWE	4	289 COCHET Louis KR / IAME	FRA	8 th
5 th	287 SMITH Joseph KR / IAME	GBR	3	291 DERUNOV Efim PAROLIN / TM	KGZ	6 th
3 rd	251 MICALLEF Jacob KR / IAME	MLT	2	240 KELLEHER Daniel KR / IAME	IRL	4 th
1 st	206 PESL Jindrich TONY KART / VORTEX	CZE	1	272 SALA Filippo EXPRIT / TM	ITA	2 nd

POLE POSITION



Start : 28/03 - 11:35 10 Laps = 15.880 km

Timekeeper

Race Director

Champions of the Future 2025 Euro Series: R1 - Campillos (ESP) 26-29/03/2025

Page 1 / 1

www.championskarting.com / RGMCMC

Apex Timing GoRacing **APEX**

OK

Qualifying Heat B-F Results

Document 52.1

Subject to scrutineering & sporting investigations

Rnk	No.	Competitor	E. Nat	Driver	D. Nat	Equipment	Laps	Gap	Interv.	Best lap	Spd	Penalty	Points
1	▲2	201 KR MOTORSPORT	ITA	TURNEY Joe	GBR	KR / IAME	10			1:00.565	119.4		50
2	▲2	242 KR MOTORSPORT	ITA	MARTINESE Iaccopo	ITA	KR / IAME	10	1.102	1.102	1:00.736	120.3		44
3	▲3	244 KR MOTORSPORT	ITA	FRANCIS Lewis	AUS	KR / IAME	10	1.629	0.527	1:00.793	121.3		41
4	▼2	302 CL RACING TEAM	ITA	SHARP Aston	GBR	BIREL ART / TM	10	2.561	0.932	1:00.873	123.0		38
5	▲4	249 PREMA RACING SRL	ITA	AKSOY Alp	TUR	KR / IAME	10	4.871	2.310	1:00.965	120.3		36
6	▼1	271 FORZA RACING	GBR	BURNETT Jensen	CAN	EXPRIT / TM	10	5.609	0.738	1:00.732	120.2		34
7	▼6	227 RICKY FLYNN MOTORSPORT	GBR	KAMYAB Roman	GBR	LN / TM	10	6.204	0.595	1:00.922	120.7		32
8	▲4	299 CRG RACING TEAM	ITA	NETO Maria	POR	CRG / IAME	10	6.559	0.355	1:00.806	119.3		30
9	▲1	217 MP KARTRACING	NED	KOIVISTO Emeeli	FIN	HENZA / IAME	10	6.744	0.185	1:01.000	121.0		28
10	▲1	297 DPK RACING	ESP	NILSSON Leo	SWE	KR / IAME	10	7.013	0.269	1:00.887	119.6		27
11	▲6	205 FUSION MOTORSPORT	GBR	DRUMMOND Zac	GBR	KR / IAME	10	8.227	1.214	1:01.165	119.9		26
12	▲1	230 CRG RACING TEAM	ITA	BOTTARO Davide	ITA	CRG / IAME	10	8.569	0.342	1:01.252	120.6		25
13	▲1	259 FUSION MOTORSPORT	GBR	STADTLER Oliver	GER	KR / IAME	10	8.865	0.296	1:01.053	120.6		24
14	▲6	278 VICTORYLANE KARTING	BEL	KLEMETSEN Vegard	NOR	KR / IAME	10	9.075	0.210	1:00.736	121.1		23
15	▲1	255 KR MOTORSPORT	ITA	ZHAO Zijun	CHN	KR / IAME	10	10.045	0.970	1:01.169	119.6		22
16	▲5	295 DPK RACING	ESP	KAMENIK Jakub	CZE	KR / IAME	10	11.678	1.633	1:01.151	119.5		21
17	▲1	275 PAROLIN MOTORSPORT	ITA	MARTI Hugo	ESP	PAROLIN / TM	10	12.400	0.722	1:01.274	119.8		20
18	▼10	305 PAROLIN MOTORSPORT	ITA	FIRHAND Qarrar	JMA	PAROLIN / TM	10	12.773	0.373	1:01.336	120.1		19
19	▲3	228 CRG RACING TEAM	ITA	MINNS Sebastian	GBR	CRG / IAME	10	12.881	0.108	1:01.329	121.6		18
20	▲4	267 MDC RACING	ESP	TORT MAS Lluís	ESP	KR	10	13.585	0.704	1:01.277	119.2		17
21	▲6	245 PREMA RACING SRL	ITA	FLUXA CROSS Luna	ESP	KR / IAME	10	14.276	0.691	1:00.987	120.2		16
22	▼3	212 FUSION MOTORSPORT	GBR	HAKKINEN Ella	MON	KR / IAME	10	14.415	0.139	1:00.965	120.6		15
23	▲3	310 VDK RACING	BEL	MEUNIER Senna	BEL	KR	10	14.506	0.091	1:01.076	122.5		14
24	▲8	237 CRG RACING TEAM	ITA	NOUGUEYREDE Clovis	FRA	CRG / IAME	10	14.780	0.274	1:01.078	120.2		13
25	=	216 MP KARTRACING	NED	LUTHARDT Carl	GER	HENZA / IAME	10	17.915	3.135	1:01.232	120.3		12
26	▼3	276 PAROLIN MOTORSPORT	ITA	LOWETTE Beau	BEL	PAROLIN / TM	10	18.292	0.377	1:01.278	118.9		11
27	▲4	238 FUSION MOTORSPORT	GBR	DOLEH Zak	DMA	KR / IAME	10	20.769	2.477	1:01.493	120.3		10
28	▲2	225 RICKY FLYNN MOTORSPORT	GBR	SUN Yibei	ITA	LN / TM	10	24.611	3.842	1:01.443	120.8	+5.000	9
29	▼1	293 HAGEMANN RACING	CZE	POKORNY Daniel	CZE	EXPRIT	10	25.577	0.966	1:01.393	120.1		8
30	▼1	218 MP KARTRACING	NED	SVAHN Vilmer	SWE	HENZA / IAME	3	7 Laps	7 Laps	1:02.518	119.9		7
31	▼16	288 VICTORYLANE KARTING	FRA	BATTIG Chiara	SUI	KR / IAME	0	10 Laps	3 Laps				6

No.225 SUN Yibei : 5 sec time penalty in the above mentioned session - Warning Flag after the session (art. 26.1 Sporting Regulations). According to Stewards' Decision No.46.

Not Classified

231	DPK RACING	ESP	MARSH Scott	GBR	KR / IAME		DSQ		1:00.792	120.6		1
-----	------------	-----	--------------------	-----	-----------	--	------------	--	----------	-------	--	----------

No.231 MARSH Scott : Disqualification for pushing beyond white line (art. 2.14.T CIK General Prescriptions). According to Stewards' Decision No.47.

Leaders : No.242 MARTINESE Iaccopo (1-3) / No.201 TURNEY Joe (4-10)

Start Time : 28/03 - 11:01:18

Best lap : No.201 TURNEY Joe 1:00.565 94.39 kph

Weather : Sunny Air : 16°C Track : Dry

Event Record : No.277 COSTOYA Christian 59.897 95.44 kph

No.231 INVEST 01:02

Steward #1

Steward #2

Steward #3

DOCUMENT N° 47
**DÉCISION DES COMMISSAIRES SPORTIFS
STEWARDS' DECISION**

 PÉNALITÉ INFLIGÉE AU CONCURRENT (NOM) : **DPK RACING**
 PENALTY INFLICTED UPON THE ENTRANT (NAME):

 NATIONALITÉ / NATIONALITY: **ESP**

 N°: **231** PILOTE : **MARSH Scott**
 No.: DRIVER :

 Concerne la partie de l'Épreuve : **OK - Qualifying Heat B-F**
 Concerns the part of the event:

ÉNONCÉ / STATEMENT:
Disqualification from the above-mentioned Session.
MOTIF / REASON:

The Stewards having received a report from the Judge of Facts (Doc n° 37), having examined this report, summoned and heard the Driver and Entrant concerned (Summon Doc n° 44), have considered the following matter, determine the following: _The above-mentioned mechanic's Driver pushed the kart beyond the white line at the end of the Pre Grid area. _This fact is a violation against the Art. 2.14.T of the 2025 FIA General Prescriptions. _The Stewards impose this penalty according to Art. 2.14.T of the 2025 FIA General Prescriptions and Art.12.4 of the 2025 FIA International Sporting Code. The Competitor is reminded of his right to appeal in accordance with Art. 15 of the 2025 FIA International Sporting Code, within the applicable time limits.

**Décision annoncée
Decision announced**

 Date / Date: **28/03/2025**

 Heure / Time: **11:28**

Nom / Name

Signature

Président du Collège / Chairman of the Panel:

Kris LAMBRECHT (BEL)


Membres du Collège / Members of the Panel:

Pere SAURA (ESP)

Jose M. MONTES (ESP)

NOTIFICATION AU CONCURRENT CONCERNÉ / NOTIFICATION TO THE RELEVANT ENTRANT

Je soussigné :

I undersigned: Nom personnel / personal name

 Représentant du Concurrent : **DPK RACING**
Representing the Entrant: Nom du Concurrent / Entrant's name

 Certifie avoir reçu notification du document N° **47** des Commissaires Sportifs de l'Épreuve.
 Certify that I have been notified of document No. by the Stewards of the Meeting.

Date :

Heure / Time:

Signature :

DOCUMENT N° 46

**DÉCISION DES COMMISSAIRES SPORTIFS
STEWARDS' DECISION**

PÉNALITÉ INFLIGÉE AU CONCURRENT (NOM) : **RICKY FLYNN MOTORSPORT**
PENALTY INFLICTED UPON THE ENTRANT (NAME):

NATIONALITÉ / NATIONALITY: **GBR**

N°: **225** PILOTE : **SUN Yibei**
No.: DRIVER :

Concerne la partie de l'Épreuve : **OK - Qualifying Heat B-F**
Concerns the part of the event:

ÉNONCÉ / STATEMENT:

5 sec time penalty in the above mentioned session - Warning Flag after the session

MOTIF / REASON:

The Driver no. 225 caused a contact with kart no. 293 near MP 6 in lap 10. The driver concerned forced kart no 293 to loose his position (reported by Judge of Facts after video control, requested by Race Director, Doc n° 39). Having considered the report concerned and relevant video sequence the Stewards judged this incident as a violation against the article 26.1 of the Championship Sporting Regulations and art. 3.2.6.e of the 2025 Karting Code of Driving Conduct. The Competitor is reminded that, in accordance with art. 12.3.4 of the 2025 FIA International Sporting Code and art. 26.2 of the Championship Sporting Regulations the above penalty is not susceptible to appeal.

**Décision annoncée
Decision announced**

Date / Date: **28/03/2025**

Heure / Time: **11:17**

Nom / Name

Signature

Président du Collège / Chairman of the Panel:

Kris LAMBRECHT (BEL)



Membres du Collège / Members of the Panel:

Pere SAURA (ESP)



Jose M. MONTES (ESP)



NOTIFICATION AU CONCURRENT CONCERNÉ / NOTIFICATION TO THE RELEVANT ENTRANT

Je soussigné :

I undersigned: Nom personnel / personal name

Représentant du Concurrent : **RICKY FLYNN MOTORSPORT**

Representing the Entrant: Nom du Concurrent / Entrant's name

Certifie avoir reçu notification du document N° **46** des Commissaires Sportifs de l'Épreuve.
Certify that I have been notified of document No. by the Stewards of the Meeting.

Date :

Heure / Time:

Signature :

OK

Qualifying Heat B-F

For information purposes. No official / regulatory value

Lap Chart

	1	2	3	4	5	6	7	8	9	10	11	12	13	14	15	16	17	18	19	20	21	22	23	24	25	26	27	28	29	30	31	32
Grid	227	302	201	242	271	244	231	305	249	217	297	299	230	259	288	255	205	275	212	278	295	228	276	267	216	310	245	293	218	225	238	237
Start	302	227	242	201	244	271	305	249	217	297	299	230	259	255	205	275	212	295	276	278	216	228	245	267	310	218	238	293	231	225	237	
Lap 1 Interval	242	302	201	244	227	249	271	217	305	297	205	230	299	255	259	275	228	212	295	293	278	216	267	245	218	231	310	276	225	237	238	
		0.2	0.7	0.1	0.3	0.3	0.0	0.3	0.3	0.4	0.2	0.0	0.1	0.2	0.0	0.1	0.4	0.1	0.1	0.9	0.1	0.3	0.0	0.2	0.1	0.6	0.0	0.0	0.4	0.0	0.1	
Lap 2	242	302	201	244	227	249	217	271	305	297	299	230	255	205	259	228	275	295	212	278	293	267	218	245	216	310	231	237	225	276	238	
		0.2	0.3	0.4	0.7	0.0	0.3	0.0	0.1	0.2	0.4	0.3	0.4	0.0	0.6	1.1	0.0	0.3	0.1	0.1	0.1	0.1	0.3	0.2	0.2	0.2	0.0	0.9	0.3	0.7	0.0	
Lap 3	242	201	244	302	249	227	217	271	297	299	230	305	205	255	259	275	228	295	278	293	267	218	216	231	310	237	212	245	225	238	276	
		0.5	0.3	0.1	1.3	0.4	0.2	0.1	1.0	0.1	0.1	0.0	0.1	0.1	0.0	1.5	0.1	0.0	0.3	1.4	0.0	0.1	0.2	0.4	0.1	0.1	0.3	0.2	0.1	0.4	0.9	
Lap 4	201	242	244	302	249	227	217	271	297	299	230	205	305	259	255	275	278	295	228	267	231	310	293	237	245	225	212	238	216	276		
		0.0	0.3	0.3	1.3	0.7	0.1	0.0	0.9	0.2	0.2	0.6	0.3	0.0	0.0	0.8	0.4	0.2	0.5	1.6	0.5	0.7	0.1	0.0	0.1	0.4	0.2	0.1	0.0	0.8		
Lap 5	201	242	244	302	249	227	271	217	297	299	230	205	259	255	278	275	295	228	305	267	231	310	245	237	212	293	216	225	276	238		
		0.2	0.1	0.2	1.6	1.4	0.0	0.1	0.0	0.1	0.6	0.5	1.0	0.2	1.3	0.1	0.1	0.2	0.1	1.1	0.3	0.8	0.4	0.4	0.3	0.2	0.6	0.0	0.4	0.2		
Lap 6	201	242	244	302	249	227	271	217	299	230	297	205	259	255	278	275	295	228	305	231	267	310	245	237	212	293	216	225	276	238		
		0.3	0.2	0.3	1.6	1.5	0.0	0.2	0.4	0.4	0.1	0.2	1.0	0.3	1.0	0.5	0.1	0.3	0.2	1.0	0.2	0.6	0.4	0.3	0.2	0.6	0.4	0.6	0.0	0.2		
Lap 7	201	242	244	302	249	227	271	217	299	297	205	230	259	255	278	275	295	228	305	231	267	310	245	212	237	293	216	276	225	238		
		0.4	0.2	0.5	1.5	1.5	0.1	0.3	0.2	0.8	0.4	0.0	0.6	0.4	0.8	0.8	0.2	0.2	0.2	0.4	0.7	0.6	0.3	0.4	0.4	0.8	0.2	1.7	0.7	0.2		
Lap 8	201	242	244	302	249	227	271	217	299	297	205	230	259	255	278	275	295	228	231	305	267	310	245	212	237	293	216	276	225	238		
		0.5	0.3	0.5	1.7	1.5	0.1	0.3	0.1	0.7	0.6	0.2	0.4	0.6	0.2	1.3	0.2	0.3	0.5	0.1	0.7	0.4	0.5	0.3	0.3	1.0	0.2	1.6	0.8	0.7		
Lap 9	201	242	244	302	249	271	227	299	217	297	205	230	259	278	255	295	275	228	231	305	267	310	245	212	237	293	216	276	225	238		
		0.6	0.4	0.7	1.8	1.7	0.2	0.2	0.1	0.3	0.9	0.4	0.3	0.5	0.5	1.8	0.1	0.1	0.0	0.4	0.7	0.3	0.2	0.3	0.4	2.0	0.0	1.0	1.0	1.0		
Lap 10	201	242	244	302	249	271	227	299	217	297	205	230	259	278	255	295	275	231	305	228	267	245	212	310	237	216	276	225	238	293		
		1.1	0.5	0.9	2.3	0.7	0.5	0.3	0.1	0.2	1.2	0.3	0.2	0.2	0.9	1.6	0.7	0.2	0.1	0.1	0.7	0.6	0.1	0.0	0.2	3.1	0.3	1.3	1.1	4.8		

Timekeeper *Albert Perez*

Race Director *[Signature]*



OK
Qualifying Heat B-F Analysis

For information purposes. No official / regulatory value

Laps	Sector 1	Sector 2	Sector 3	Lap Time	Spd	Laps	Sector 1	Sector 2	Sector 3	Lap Time	Spd	Laps	Sector 1	Sector 2	Sector 3	Lap Time	Spd
No.201 TURNEY Joe						No.217 KOIVISTO Emeeli						No.228 MINNS Sebastian					
1	21.619	25.944	16.170	1:03.733	119	7	19.516	25.760	16.009	1:01.285	120	10	19.520	25.662	15.931	1:01.113	120
2	19.633	25.625	15.931	1:01.189	120	8	19.590	25.758	16.031	1:01.379	119	1	22.818	27.125	16.319	1:06.262	119
3	19.524	25.731	15.924	1:01.179	120	9	19.589	25.901	16.494	1:01.984	117	2	20.511	26.399	16.216	1:03.126	119
4	19.470	25.486	15.981	1:00.937	119	10	20.413	25.856	15.999	1:02.268	119	3	19.827	25.984	16.466	1:02.277	120
5	19.475	25.508	15.974	1:00.957	119	1	22.127	26.416	16.157	1:04.700	120	4	20.271	26.033	16.039	1:02.343	120
6	19.448	25.504	15.872	1:00.824	119	2	19.697	25.670	16.231	1:01.598	120	5	19.598	25.721	16.469	1:01.788	121
7	19.380	25.466	15.808	1:00.654	119	3	20.136	26.103	15.991	1:02.230	120	6	19.598	25.738	15.993	1:01.329	121
8	19.366	25.474	15.820	1:00.660	119	4	19.603	25.742	16.046	1:01.391	121	7	19.509	25.826	16.008	1:01.343	122
9	19.363	25.460	15.849	1:00.672	119	5	19.629	25.619	16.682	1:01.930	119	8	19.578	25.826	15.991	1:01.395	120
10	19.342	25.414	15.809	1:00.565	119	6	19.665	25.679	15.934	1:01.278	121	9	19.537	25.805	16.194	1:01.536	120
No.205 DRUMMOND Zac						No.218 SVAHN Vilmer						No.230 BOTTARO Davide					
1	22.326	26.617	16.467	1:05.410	119	7	19.588	25.555	15.887	1:01.030	121	1	22.642	26.495	16.456	1:05.593	120
2	20.486	25.830	16.241	1:02.557	121	8	19.511	25.558	15.931	1:01.000	120	2	19.774	26.135	16.050	1:01.959	119
3	19.741	25.862	16.573	1:02.176	120	9	19.525	25.989	16.027	1:01.541	121	3	19.674	26.246	16.549	1:02.469	119
4	19.793	25.708	16.138	1:01.639	119	10	19.606	25.652	15.953	1:01.211	121	4	19.620	25.711	15.921	1:01.252	120
5	19.522	25.695	15.980	1:01.197	120	1	23.598	27.895	16.615	1:08.108	119	5	19.598	25.759	15.950	1:01.307	119
6	19.604	25.665	15.913	1:01.182	120	2	20.055	26.347	16.116	1:02.518	119	6	19.522	25.790	15.990	1:01.302	119
7	19.531	25.675	16.062	1:01.268	120	3	20.000	26.594	16.204	1:02.798	117	7	19.487	25.999	16.268	1:01.754	121
8	19.514	25.677	15.974	1:01.165	119	No.225 SUN Yibei						8	19.637	25.742	15.982	1:01.361	120
9	19.492	25.756	15.948	1:01.196	119	1	23.746	28.112	17.303	1:09.161	117	9	19.601	25.778	15.950	1:01.329	120
10	19.507	25.775	16.095	1:01.377	118	2	20.318	26.371	16.761	1:03.450	119	10	19.529	25.794	15.970	1:01.293	119
No.212 HAKKINEN Ella						No.227 KAMYAB Roman						No.231 MARSH Scott					
1	22.952	27.170	16.547	1:06.669	119	3	19.807	25.953	16.540	1:02.300	121	1	23.553	27.888	17.212	1:08.653	118
2	20.613	26.510	16.504	1:03.627	119	4	19.804	26.346	16.318	1:02.468	120	2	20.321	25.946	16.457	1:02.724	119
3	20.682	27.700	16.513	1:04.895	119	5	20.369	25.896	16.384	1:02.649	121	3	19.829	26.548	16.187	1:02.564	119
4	19.586	26.748	16.725	1:03.059	119	6	19.807	25.766	16.294	1:01.867	120	4	19.835	26.194	15.933	1:01.962	119
5	19.933	25.651	15.905	1:01.489	120	7	21.021	26.027	16.004	1:03.052	121	5	19.516	25.647	15.969	1:01.132	120
6	19.423	25.608	15.934	1:00.965	120	8	19.621	25.831	15.991	1:01.443	120	6	19.431	25.685	15.904	1:01.020	119
7	19.592	25.484	15.901	1:00.977	120	9	19.659	25.836	16.020	1:01.515	120	7	19.384	25.554	15.854	1:00.792	120
8	19.439	25.493	16.301	1:01.233	119	10	19.609	26.176	16.122	1:01.907	120	8	19.468	25.635	16.063	1:01.166	120
9	19.453	25.644	15.881	1:00.978	120	No.237 NOUGUEYREDE Clovis						9	19.413	25.625	16.047	1:01.085	121
10	19.448	25.802	16.130	1:01.380	120	1	21.589	26.311	16.379	1:04.279	120	10	19.765	25.714	16.280	1:01.759	120
No.216 LUTHARDT Carl						No.222 (Empty)						No.232 (Empty)					
1	23.405	27.899	16.616	1:07.920	117	1	19.725	25.881	16.254	1:01.860	120	1	23.514	28.038	17.571	1:09.123	117
2	20.544	26.587	16.344	1:03.475	119	2	20.467	25.881	16.044	1:02.392	120	2	20.356	26.326	16.365	1:03.047	117
3	19.800	26.630	16.032	1:02.462	119	3	19.604	25.887	16.043	1:01.534	119	3	19.515	26.044	16.317	1:01.876	119
4	20.206	27.942	16.226	1:04.374	121	4	19.439	25.832	16.594	1:01.865	120	4	19.803	26.563	16.301	1:02.667	118
5	20.000	25.953	16.181	1:02.134	120	5	19.495	25.677	15.990	1:01.162	120	5	20.143	25.781	15.985	1:01.909	120
6	19.627	25.660	15.945	1:01.232	120	6	19.414	25.622	15.886	1:00.922	120						
						7	19.490	25.623	15.875	1:00.988	120						
						8	19.459	26.117	15.976	1:01.552	120						

 Timekeeper 

 Race Director 


OK

Qualifying Heat B-F Analysis

For information purposes. No official / regulatory value

Laps	Sector 1	Sector 2	Sector 3	Lap Time	Spd	Laps	Sector 1	Sector 2	Sector 3	Lap Time	Spd	Laps	Sector 1	Sector 2	Sector 3	Lap Time	Spd
6	19.465	25.652	15.986	1:01.103	119	2	20.254	26.432	16.196	1:02.882	119	9	19.550	25.680	15.988	1:01.218	121
7	19.930	25.751	15.930	1:01.611	120	3	19.835	27.651	16.607	1:04.093	118	10	19.477	25.710	16.066	1:01.253	119
8	19.573	25.641	15.972	1:01.186	120	4	19.636	26.347	16.158	1:02.141	119	No.267 TORT MAS Lluís					
9	19.522	25.622	15.934	1:01.078	120	5	19.707	25.680	15.948	1:01.335	119	1	23.380	28.028	16.468	1:07.876	118
10	19.538	25.742	15.981	1:01.261	119	6	19.584	25.727	15.878	1:01.189	119	2	20.303	26.089	16.086	1:02.478	119
No.238 DOLEH Zak					7	19.557	25.593	15.935	1:01.085	119	3	20.209	26.208	16.654	1:03.071	115	
1	23.851	28.222	17.412	1:09.485	116	8	19.560	25.636	16.138	1:01.334	119	4	20.264	25.825	16.071	1:02.160	118
2	20.297	26.411	17.359	1:04.067	116	9	19.492	25.597	15.898	1:00.987	120	5	19.594	25.808	15.974	1:01.376	118
3	19.883	25.934	16.049	1:01.866	119	10	19.557	25.815	16.234	1:01.606	118	6	19.593	25.671	16.358	1:01.622	119
4	19.732	26.238	16.476	1:02.446	119	No.249 AKSOY Alp					7	19.565	25.702	16.010	1:01.277	119	
5	20.700	26.206	16.071	1:02.977	119	1	21.677	26.411	16.255	1:04.343	120	8	19.516	25.793	16.009	1:01.318	118
6	19.738	25.748	16.007	1:01.493	120	2	19.704	25.659	16.225	1:01.588	121	9	19.561	25.841	15.971	1:01.373	118
7	20.695	26.226	16.013	1:02.934	120	3	20.276	25.667	15.914	1:01.857	119	10	19.649	25.779	16.085	1:01.513	118
8	19.826	26.005	16.112	1:01.943	119	4	19.573	25.645	15.986	1:01.204	120	No.271 BURNETT Jensen					
9	19.731	25.988	16.076	1:01.795	118	5	19.475	25.715	15.986	1:01.176	120	1	21.650	26.298	16.530	1:04.478	121
10	19.741	26.197	16.124	1:02.062	118	6	19.483	25.608	15.965	1:01.056	120	2	19.811	25.692	16.490	1:01.993	121
No.242 MARTINESE Iaccopo					7	19.452	25.569	15.944	1:00.965	120	3	20.176	26.164	15.976	1:02.316	120	
1	20.492	26.145	16.059	1:02.696	118	8	19.511	25.600	15.882	1:00.993	120	4	19.597	25.682	16.026	1:01.305	121
2	19.698	25.819	16.121	1:01.638	119	9	19.515	25.677	15.948	1:01.140	119	5	19.658	25.671	16.363	1:01.692	119
3	19.616	25.647	15.956	1:01.219	119	10	19.665	25.838	16.231	1:01.734	117	6	19.609	25.627	15.957	1:01.193	121
4	19.612	25.623	16.345	1:01.580	120	No.255 ZHAO Zijun					7	19.555	25.537	15.861	1:00.953	121	
5	19.598	25.540	16.003	1:01.141	120	1	22.847	26.701	16.361	1:05.909	119	8	19.565	25.565	15.847	1:00.977	121
6	19.452	25.498	15.953	1:00.903	120	2	20.131	25.849	16.065	1:02.045	119	9	19.526	25.761	15.939	1:01.226	119
7	19.363	25.500	15.873	1:00.736	120	3	20.177	25.720	16.436	1:02.333	120	10	19.415	25.498	15.819	1:00.732	120
8	19.412	25.510	15.875	1:00.797	120	4	20.183	25.811	15.989	1:01.983	122	No.275 MARTI Hugo					
9	19.374	25.467	15.903	1:00.744	119	5	20.064	25.940	16.021	1:02.025	121	1	22.699	27.160	16.238	1:06.097	120
10	19.435	25.603	15.980	1:01.018	119	6	19.557	25.718	15.950	1:01.225	120	2	20.852	26.631	16.214	1:03.697	120
No.244 FRANCIS Lewis					7	19.491	25.699	15.979	1:01.169	119	3	19.874	25.962	16.172	1:02.008	118	
1	21.268	26.037	16.477	1:03.782	119	8	19.572	25.645	16.097	1:01.314	119	4	19.682	25.646	15.973	1:01.301	119
2	19.701	25.818	15.976	1:01.495	119	9	19.941	25.766	15.980	1:01.687	120	5	19.831	26.243	16.526	1:02.600	120
3	19.474	25.673	16.008	1:01.155	120	10	19.563	25.727	16.047	1:01.337	119	6	19.647	25.646	15.993	1:01.286	120
4	19.412	25.652	15.899	1:00.963	121	No.259 STADTLER Oliver					7	19.553	25.779	16.004	1:01.336	120	
5	19.481	25.600	15.921	1:01.002	121	1	22.990	26.779	16.275	1:06.044	120	8	19.576	25.732	15.966	1:01.274	119
6	19.577	25.491	15.872	1:00.940	120	2	20.898	25.723	16.031	1:02.652	120	9	19.647	25.783	16.559	1:01.989	119
7	19.400	25.521	15.872	1:00.793	121	3	19.909	25.669	16.129	1:01.707	121	10	19.724	25.851	16.156	1:01.731	118
8	19.469	25.579	15.813	1:00.861	121	4	19.911	25.703	16.223	1:01.837	120	No.276 LOWETTE Beau					
9	19.480	25.586	15.810	1:00.876	121	5	20.277	25.613	15.946	1:01.836	120	1	22.817	28.774	17.632	1:09.223	110
10	19.566	25.563	15.938	1:01.067	120	6	19.503	25.704	15.968	1:01.175	119	2	20.613	26.317	17.721	1:04.651	115
No.245 FLUXA CROSS Luna					7	19.521	25.570	15.962	1:01.053	120	3	20.127	26.342	16.457	1:02.926	118	
1	23.513	28.011	16.626	1:08.150	118	8	19.573	25.601	15.946	1:01.120	118	4	19.895	26.429	16.126	1:02.450	119

Timekeeper *Albert Perez*

Race Director *[Signature]*



OK
Qualifying Heat B-F Analysis

For information purposes. No official / regulatory value

Laps	Sector 1	Sector 2	Sector 3	Lap Time	Spd	Laps	Sector 1	Sector 2	Sector 3	Lap Time	Spd	Laps	Sector 1	Sector 2	Sector 3	Lap Time	Spd
No.278 KLEMETSEN Vegard						No.297 NILSSON Leo						No.310 MEUNIER Senna					
5	19.736	25.985	16.037	1:01.758	119	1	22.365	26.623	16.398	1:05.386	118	7	19.531	25.743	16.062	1:01.336	120
6	19.623	25.782	16.073	1:01.478	121	2	19.700	25.657	16.010	1:01.367	119	8	19.641	25.696	16.426	1:01.763	119
7	20.441	25.808	16.021	1:02.270	119	3	19.982	26.506	16.501	1:02.989	117	9	19.578	25.820	16.024	1:01.422	119
8	19.533	25.775	15.970	1:01.278	118	4	19.600	25.618	15.910	1:01.128	119	10	19.668	25.736	16.030	1:01.434	119
9	19.581	25.831	15.939	1:01.351	118	5	19.553	25.508	15.936	1:00.997	121	No.310 MEUNIER Senna					
10	19.660	25.981	15.984	1:01.625	119	6	19.829	26.363	15.997	1:02.189	120	1	23.524	28.209	17.143	1:08.876	121
No.278 KLEMETSEN Vegard						7	19.582	25.683	15.869	1:01.134	119	2	19.941	26.129	16.545	1:02.615	120
1	23.067	27.906	16.689	1:07.662	119	8	19.457	25.571	15.859	1:00.887	119	3	20.094	26.237	16.404	1:02.735	122
2	19.954	26.122	16.491	1:02.567	120	9	19.411	25.586	15.902	1:00.899	119	4	19.813	26.517	16.222	1:02.552	121
3	20.194	25.659	16.019	1:01.872	120	10	19.558	25.646	15.951	1:01.155	119	5	19.511	25.749	15.991	1:01.251	121
4	19.683	25.616	15.889	1:01.188	121	No.299 NETO Maria						6	19.527	25.639	15.994	1:01.160	122
5	19.539	26.052	16.425	1:02.016	119	1	22.778	26.466	16.570	1:05.814	118	7	19.560	25.694	15.999	1:01.253	122
6	19.416	25.516	15.996	1:00.928	119	2	19.832	25.686	15.880	1:01.398	118	8	19.478	25.634	15.964	1:01.076	122
7	19.388	25.681	15.924	1:00.993	120	3	19.590	26.571	16.531	1:02.692	117	9	19.550	25.772	15.979	1:01.301	122
8	19.355	25.513	15.868	1:00.736	121	4	19.531	25.720	15.921	1:01.172	118	10	19.592	26.401	16.090	1:02.083	122
9	19.444	25.513	15.901	1:00.858	120	5	19.445	25.608	15.850	1:00.903	119	No.302 SHARP Aston					
10	19.383	25.620	15.917	1:00.920	121	6	19.791	25.882	15.847	1:01.520	119	1	20.341	26.615	16.094	1:03.050	121
No.293 POKORNY Daniel						7	19.393	25.560	15.853	1:00.806	119	2	19.691	25.868	16.064	1:01.623	121
1	22.845	27.830	16.473	1:07.148	118	8	19.444	25.635	15.892	1:00.971	119	3	19.582	26.160	16.327	1:02.069	122
2	20.602	25.839	16.363	1:02.804	120	9	19.469	25.741	15.973	1:01.183	118	4	19.551	25.671	15.959	1:01.181	122
3	20.273	26.152	16.739	1:03.164	115	10	19.420	25.721	16.052	1:01.193	118	5	19.429	25.604	15.894	1:00.927	123
4	20.443	26.744	16.506	1:03.693	119	No.302 SHARP Aston						6	19.502	25.585	15.901	1:00.988	123
5	20.379	26.195	16.017	1:02.591	121	1	20.341	26.615	16.094	1:03.050	121	7	19.423	25.630	15.981	1:01.034	123
6	19.618	25.824	15.967	1:01.409	120	2	19.691	25.868	16.064	1:01.623	121	8	19.425	25.642	15.806	1:00.873	123
7	19.602	25.914	16.004	1:01.520	120	3	19.582	26.160	16.327	1:02.069	122	9	19.435	25.659	15.893	1:00.987	122
8	19.554	25.776	16.063	1:01.393	120	4	19.551	25.671	15.959	1:01.181	122	10	19.534	25.722	16.040	1:01.296	121
9	19.590	25.889	16.657	1:02.136	117	5	19.429	25.604	15.894	1:00.927	123	No.305 FIRHAND Qarrar					
10	20.793	29.539	19.655	1:09.987	104	6	19.502	25.585	15.901	1:00.988	123	1	21.841	27.063	16.188	1:05.092	118
No.295 KAMENIK Jakub						7	19.423	25.630	15.981	1:01.034	123	2	19.695	25.750	16.078	1:01.523	119
1	23.079	27.633	16.053	1:06.765	120	8	19.425	25.642	15.806	1:00.873	123	3	20.137	27.049	16.501	1:03.687	119
2	20.349	26.597	16.342	1:03.288	119	9	19.435	25.659	15.893	1:00.987	122	4	19.697	26.122	16.266	1:02.085	120
3	20.103	25.683	16.080	1:01.866	121	10	19.534	25.722	16.040	1:01.296	121	5	20.871	26.458	16.827	1:04.156	117
4	19.777	26.064	15.919	1:01.760	121	No.305 FIRHAND Qarrar						6	19.676	25.763	16.071	1:01.510	119
5	19.582	25.929	16.538	1:02.049	121	1	21.841	27.063	16.188	1:05.092	118						
6	19.751	25.590	15.935	1:01.276	121	2	19.695	25.750	16.078	1:01.523	119						
7	19.640	25.765	16.023	1:01.428	121	3	20.137	27.049	16.501	1:03.687	119						
8	19.569	25.777	15.912	1:01.258	121	4	19.697	26.122	16.266	1:02.085	120						
9	19.610	25.767	16.254	1:01.631	119	5	20.871	26.458	16.827	1:04.156	117						
10	19.521	25.718	15.912	1:01.151	119	6	19.676	25.763	16.071	1:01.510	119						

 Timekeeper 

 Race Director 


OK
Qualifying Heat B-F
Document 34
Starting Grid


Subject to scrutineering & sporting investigations

31 th	238 DOLEH Zak KR / IAME		16	237 NOUGUEYREDE Clovis CRG / IAME		32 th
29 th	218 SVAHN Vilmer HENZA / IAME		15	225 SUN Yibei LN / TM		30 th
27 th	245 FLUXA CROSS Luna KR / IAME		14	293 POKORNY Daniel EXPRIT		28 th
25 th	216 LUTHARDT Carl HENZA / IAME		13	310 MEUNIER Senna KR		26 th
23 th	276 LOWETTE Beau PAROLIN / TM		12	267 TORT MAS Lluís KR		24 th
21 th	295 KAMENIK Jakub KR / IAME		11	228 MINNS Sebastian CRG / IAME		22 th
19 th	212 HAKKINEN Ella KR / IAME		10	278 KLEMETSEN Vegard KR / IAME		20 th
17 th	205 DRUMMOND Zac KR / IAME		9	275 MARTI Hugo PAROLIN / TM		18 th
15 th	288 BATTIG Chiara KR / IAME		8	255 ZHAO Zijun KR / IAME		16 th
13 th	230 BOTTARO Davide CRG / IAME		7	259 STADTLER Oliver KR / IAME		14 th
11 th	297 NILSSON Leo KR / IAME		6	299 NETO Maria CRG / IAME		12 th
9 th	249 AKSOY Alp KR / IAME		5	217 KOIVISTO Emeeli HENZA / IAME		10 th
7 th	231 MARSH Scott KR / IAME		4	305 FIRHAND Qarrar PAROLIN / TM		8 th
5 th	271 BURNETT Jensen EXPRIT / TM		3	244 FRANCIS Lewis KR / IAME		6 th
3 rd	201 TURNEY Joe KR / IAME		2	242 MARTINESE Iacopo KR / IAME		4 th
1 st	227 KAMYAB Roman LN / TM		1	302 SHARP Aston BIREL ART / TM		2 nd


POLE POSITION


Start : 28/03 - 10:55 10 Laps = 15.880 km

Timekeeper



Race Director



Champions of the Future 2025 Euro Series: R1 - Campillos (ESP) 26-29/03/2025

Page 1 / 1

www.championskarting.com / RGMCM

 Apex Timing GoRacing 

OK

Qualifying Heat A-E Results

Document 48.1

Subject to scrutineering & sporting investigations

Rnk	No.	Competitor	E. Nat	Driver	D. Nat	Equipment	Laps	Gap	Interv.	Best lap	Spd	Penalty	Points
1	277	PAROLIN MOTORSPORT	ITA	COSTOYA Christian	ESP	PAROLIN / TM	10			1:00.919	119.3		50
2	273	FORZA RACING	GBR	WHERRELL Lewis	GBR	EXPRIT / TM	10	0.726	0.726	1:01.045	119.6		44
3	256	PREMA RACING SRL	ITA	VAN LANGENDONCK Dries	BEL	KR / IAME	10	1.222	0.496	1:01.069	118.3		41
4	229	CRG RACING TEAM	ITA	GUSTAFSSON Viktor	SWE	CRG / TM	10	1.648	0.426	1:00.994	117.9		38
5	248	PREMA RACING SRL	ITA	ANAGOSTIADIS James	AUS	KR / IAME	10	2.230	0.582	1:01.002	120.3		36
6	240	KR MOTORSPORT	ITA	KELLEHER Daniel	IRL	KR / IAME	10	2.832	0.602	1:00.984	118.7		34
7	266	BIREL ART RACING	ITA	GONZALEZ Eloi	ESP	BIREL ART / TM KART	10	3.763	0.931	1:01.026	121.2		32
8	272	FORZA RACING	GBR	SALA Filippo	ITA	EXPRIT / TM	10	3.894	0.131	1:00.995	120.5		30
9	233	KOSKI MOTORSPORT	FIN	KINNMARK Oliver	SWE	KR / IAME	10	9.226	5.332	1:01.019	120.0		28
10	289	VICTORYLANE KARTING	GBR	COCHET Louis	GBR	KR / IAME	10	9.323	0.097	1:00.900	121.3		27
11	219	MP KARTRACING	NED	BRALIC Jason	NED	HENZA / IAME	10	11.457	2.134	1:01.257	118.5		26
12	291	PAROLIN MOTORSPORT	ITA	DERUNOV Efim	KGZ	PAROLIN / TM	10	11.537	0.080	1:01.137	119.6		25
13	234	DPK RACING	ESP	GREEN Zac	GBR	KR / IAME	10	12.607	1.070	1:01.095	119.4		24
14	281	VDK RACING	BEL	SILKUNAS Markas	LTU	KR / IAME	10	13.172	0.565	1:01.226	119.6		23
15	307	ENERGY CORSE SRL	ITA	KRUTOHOLOV Lev	UKR	ENERGY CORSE / IAME	10	13.269	0.097	1:01.071	120.2		22
16	262	KRZ MOTORSPORT	POL	LYZEN Borys	POL	KR / TM	10	13.735	0.466	1:01.111	120.0	+5.000	21
17	254	KR MOTORSPORT	ITA	PEDERSEN Dean	USA	KR / IAME	10	14.027	0.292	1:01.429	118.9		20
18	279	VDK RACING	BEL	CORBI Matt	SUI	KR / IAME	10	15.023	0.996	1:01.146	118.3	+5.000	19
19	232	DPK RACING	ESP	ARNAUDO Fausto	ARG	KR / IAME	10	15.159	0.136	1:01.161	119.1		18
20	274	KBK COMPETITION	GBR	ROUSSEL Romeo	GBR	KR / IAME	10	16.327	1.168	1:01.305	119.8		17
21	290	VICTORYLANE KARTING	GBR	CHARTIER Alexander	CAN	KR / IAME	10	16.586	0.259	1:01.225	120.3	+5.000	16
22	294	AKM MOTORSPORT	SMR	ZASOV Georgiy	SUI	KR / IAME	10	17.161	0.575	1:00.993	118.4	+5.000	15
23	280	VDK RACING	BEL	STILLER Peter	ITA	KR / IAME	10	19.142	1.981	1:01.485	119.4		14
24	261	KRZ MOTORSPORT	POL	RAFALIK Maksymilian	POL	KR / TM	10	20.978	1.836	1:01.365	119.3	+5.000	13
25	226	RICKY FLYNN MOTORSPORT	GBR	KORNDER Luke	GER	LN / TM	10	21.239	0.261	1:01.668	119.6		12
26	303	KBK COMPETITION	GBR	AUTMAITRE Mathis	SEN	KR / TM	10	21.582	0.343	1:02.050	119.0		11
27	247	KR MOTORSPORT	ITA	BERNOLDI Bernardo	ITA	KR	10	22.374	0.792	1:01.290	119.8	+5.000	10
28	236	DPK RACING	ESP	KERDAL François Dario	SUI	KR / IAME	10	23.019	0.645	1:01.324	118.2	+5.000	9
29	292	WARD RACING	SWE	JUNCHER Marcus	DEN	TONY KART / TM	10	24.770	1.751	1:01.381	120.6	+5.000	8
30	284	VICTORYLANE KARTING	GBR	BROVKO Mark	UKR	KR / IAME	10	26.475	1.705	1:01.534	118.5	+5.000	7
31	250	KR MOTORSPORT	ITA	KOWALCZYK Klara	POL	KR / IAME	6	4 Laps	4 Laps	1:01.637	120.1		6
32	258	VDK RACING	BEL	HOANG Arthur	BEL	KR	1	9 Laps	5 Laps	1:12.115	103.5		5

No.262 LYZEN Borys : 5 sec time penalty for incorrectly installed Front Fairing or incorrect position of front fairing. According to Stewards' Decision No.41-262.
 No.279 CORBI Matt : 5 sec time penalty for incorrectly installed Front Fairing or incorrect position of front fairing. According to Stewards' Decision No.41-279.
 No.290 CHARTIER Alexander : 5 sec time penalty for incorrectly installed Front Fairing or incorrect position of front fairing. According to Stewards' Decision No.41-290.
 No.294 ZASOV Georgiy : 5 sec time penalty for incorrectly installed Front Fairing or incorrect position of front fairing. According to Stewards' Decision No.41-294.
 No.261 RAFALIK Maksymilian : 5 sec time penalty in the above mentioned session - Warning Flag (art. 26.1 Sporting Regulations). According to Stewards' Decision No.39.
 No.247 BERNOLDI Bernardo : 5 sec time penalty in the above mentioned session - Warning Flag after the session (art. 26.1 Sporting Regulations). According to Stewards' Decision No.40.
 No.236 KERDAL François Dario : 5 sec time penalty for incorrectly installed Front Fairing or incorrect position of front fairing. According to Stewards' Decision No.41-236.
 No.292 JUNCHER Marcus : 5 sec time penalty for incorrectly installed Front Fairing or incorrect position of front fairing. According to Stewards' Decision No.41-292.
 No.284 BROVKO Mark : 5 sec time penalty for incorrectly installed Front Fairing or incorrect position of front fairing. According to Stewards' Decision No.41-284.

Leaders : No.277 COSTOYA Christian (1-10)

Start Time : 27/03 - 17:48:01

Best lap : No.289 COCHET Louis 1:00.900 93.87 kph

Weather : Scattered cloud Air : 18°C Track : Dry

Event Record : No.277 COSTOYA Christian 59.897 95.44 kph

No.261 08:43 Lap 8

Steward #1

Steward #2

Steward #3

DOCUMENT N° 40
**DÉCISION DES COMMISSAIRES SPORTIFS
STEWARDS' DECISION**

 PÉNALITÉ INFLIGÉE AU CONCURRENT (NOM) : **KR MOTORSPORT**
 PENALTY INFLICTED UPON THE ENTRANT (NAME):

 NATIONALITÉ / NATIONALITY: **ITA**

 N°: **247**
 No.:

 PILOTE : **BERNOLDI Bernardo**
 DRIVER :

 Concerne la partie de l'Épreuve : **OK - Qualifying Heat A-E**
 Concerns the part of the event:

ÉNONCÉ / STATEMENT:
5 sec time penalty in the above mentioned session - Warning Flag after the session
MOTIF / REASON:

The Driver no. 247 caused a contact with kart no. 292 near MP 8 in lap 7. The driver concerned forced kart no 292 to loose his position (reported by Judge of Facts after video control, requested by Race Director, Doc n° 32). Having considered the report concerned and relevant video sequence the Stewards judged this incident as a violation against the article 26.1 of the Championship Sporting Regulations and art. 3.2.6.e of the 2025 Karting Code of Driving Conduct. The Competitor is reminded that, in accordance with art. 12.3.4 of the 2025 FIA International Sporting Code and art. 26.2 of the Championship Sporting Regulations the above penalty is not susceptible to appeal.

**Décision annoncée
Decision announced**

 Date / Date: **27/03/2025**

 Heure / Time: **18:10**

Nom / Name

Signature

Président du Collège / Chairman of the Panel:

Kris LAMBRECHT (BEL)


Membres du Collège / Members of the Panel:

Pere SAURA (ESP)

Jose M. MONTES (ESP)

NOTIFICATION AU CONCURRENT CONCERNÉ / NOTIFICATION TO THE RELEVANT ENTRANT

Je soussigné :

I undersigned: Nom personnel / personal name

 Représentant du Concurrent : **KR MOTORSPORT**
Representing the Entrant: Nom du Concurrent / Entrant's name

 Certifie avoir reçu notification du document N° **40**
 Certify that I have been notified of document No.

 des Commissaires Sportifs de l'Épreuve.
 by the Stewards of the Meeting.

Date :

Heure / Time:

Signature :

DOCUMENT N° 39
**DÉCISION DES COMMISSAIRES SPORTIFS
STEWARDS' DECISION**

 PÉNALITÉ INFLIGÉE AU CONCURRENT (NOM) : **KRZ MOTORSPORT**
 PENALTY INFLICTED UPON THE ENTRANT (NAME):

 NATIONALITÉ / NATIONALITY: **POL**

 N°: **261** PILOTE : **RAFALIK Maksymilian**
 No.: DRIVER :

 Concerne la partie de l'Épreuve : **OK - Qualifying Heat A-E**
 Concerns the part of the event:

ÉNONCÉ / STATEMENT:
5 sec time penalty in the above mentioned session - Warning Flag
MOTIF / REASON:

The Driver no. 261 caused a contact with kart no. 236 near MP 6 in lap 7. The driver concerned forced kart no 236 to loose his position (reported by Judge of Facts after video control, requested by Race Director, Doc n° 31). Having considered the report concerned and relevant video sequence the Stewards judged this incident as a violation against the article 26.1 of the Championship Sporting Regulations and art. 3.2.6.e of the 2025 Karting Code of Driving Conduct. The Competitor is reminded that, in accordance with art. 12.3.4 of the 2025 FIA International Sporting Code and art. 26.2 of the Championship Sporting Regulations the above penalty is not susceptible to appeal.

**Décision annoncée
Decision announced**

 Date / Date: **27/03/2025**

 Heure / Time: **18:01**

Nom / Name

Signature

Président du Collège / Chairman of the Panel:

Kris LAMBRECHT (BEL)


Membres du Collège / Members of the Panel:

Pere SAURA (ESP)

Jose M. MONTES (ESP)

NOTIFICATION AU CONCURRENT CONCERNÉ / NOTIFICATION TO THE RELEVANT ENTRANT

Je soussigné :

I undersigned: Nom personnel / personal name

 Représentant du Concurrent : **KRZ MOTORSPORT**
Representing the Entrant: Nom du Concurrent / Entrant's name

 Certifie avoir reçu notification du document N° **39** des Commissaires Sportifs de l'Épreuve.
 Certify that I have been notified of document No. by the Stewards of the Meeting.

Date :

Heure / Time:

Signature :

OK

Qualifying Heat A-E

For information purposes. No official / regulatory value

Lap Chart

	1	2	3	4	5	6	7	8	9	10	11	12	13	14	15	16	17	18	19	20	21	22	23	24	25	26	27	28	29	30	31	32
Grid	277	272	256	240	273	291	229	289	233	279	248	236	262	247	266	290	226	254	250	307	219	232	281	280	294	274	292	234	284	261	303	258
Start	277	256	272	273	229	240	233	291	248	289	262	279	266	236	226	247	250	290	219	254	281	307	294	232	292	284	280	303	274	234	261	258
Lap 1 Interval	277	256	273	229	248	240	266	233	262	272	226	279	289	291	250	219	236	281	232	290	254	307	247	294	284	292	280	261	274	234	303	258 3.4
Lap 2	277	273	256	229	248	240	266	272	279	262	233	291	219	289	250	290	254	281	307	294	284	247	236	261	234	274	292	232	280	303	226	
Lap 3	277	273	256	229	248	240	266	272	262	279	233	219	291	289	290	254	281	250	294	307	284	234	236	247	261	274	232	292	280	303	226	
Lap 4	277	273	256	229	248	240	266	272	262	279	233	219	289	290	291	254	281	294	307	234	250	236	284	261	232	247	274	292	226	303	280	
Lap 5	277	273	256	229	248	240	266	272	262	233	279	289	219	290	291	281	254	294	234	307	250	236	261	232	274	247	292	226	284	303	280	
Lap 6	277	273	256	229	248	240	266	272	262	233	279	289	219	290	291	281	254	294	234	307	236	261	250	232	274	247	292	226	284	280	303	
Lap 7	277	273	256	229	248	240	266	272	262	233	289	279	219	291	290	281	294	254	234	307	232	261	274	247	236	226	284	280	292	303		
Lap 8	277	273	256	229	248	240	266	272	262	233	289	279	219	291	290	281	294	234	307	254	232	261	274	247	236	226	280	292	303	284		
Lap 9	277	273	256	229	248	240	266	272	262	233	289	279	219	291	290	294	281	234	307	254	232	261	274	247	236	280	226	292	284	303		
Lap 10	277	273	256	229	248	240	266	272	262	233	289	279	219	291	290	294	234	281	307	254	232	261	274	247	236	280	292	226	284	303		

Timekeeper *Albert Perez*

Race Director *[Signature]*



OK
**Qualifying Heat A-E
Analysis**

For information purposes. No official / regulatory value

Laps	Sector 1	Sector 2	Sector 3	Lap Time	Spd	Laps	Sector 1	Sector 2	Sector 3	Lap Time	Spd	Laps	Sector 1	Sector 2	Sector 3	Lap Time	Spd
No.219 BRALIC Jason						No.233 KINNMARK Oliver						No.247 BERNOLDI Bernardo					
1	23.064	26.933	16.211	1:06.208	117	7	19.743	26.053	15.996	1:01.792	118	3	19.641	25.635	15.962	1:01.238	117
2	20.002	27.022	17.056	1:04.080	116	8	19.579	25.665	15.987	1:01.231	118	4	19.634	25.665	15.910	1:01.209	117
3	19.767	25.844	16.108	1:01.719	119	9	19.555	25.642	15.964	1:01.161	119	5	19.546	25.598	15.955	1:01.099	118
4	20.106	25.705	15.899	1:01.710	118	10	19.630	25.583	15.948	1:01.161	119	6	19.596	25.689	15.881	1:01.166	118
5	19.631	25.790	16.427	1:01.848	117	No.234 GREEN Zac						7	19.549	25.728	15.914	1:01.191	117
6	19.585	25.831	16.034	1:01.450	118	1	21.341	26.614	16.850	1:04.805	120	8	19.517	25.630	15.882	1:01.029	118
7	19.561	25.736	15.960	1:01.257	118	2	21.098	27.406	16.859	1:05.363	121	9	19.465	25.644	15.875	1:00.984	118
8	19.634	25.922	15.957	1:01.513	118	3	20.005	25.782	16.327	1:02.114	119	10	19.540	25.641	16.045	1:01.226	118
9	19.587	25.800	15.991	1:01.378	118	4	20.101	25.667	15.929	1:01.697	120	No.248 ANAGNOSTIADIS James					
10	19.593	25.810	16.437	1:01.840	117	5	19.538	25.791	15.956	1:01.285	119	1	24.075	27.244	16.886	1:08.205	118
No.226 KORNDER Luke						6	19.567	25.695	15.897	1:01.159	119	2	20.372	27.274	16.327	1:03.973	119
1	21.977	26.325	16.982	1:05.284	115	7	19.553	25.714	15.845	1:01.112	119	3	19.957	26.815	16.864	1:03.636	118
2	20.563	32.355	16.957	1:09.875	118	8	19.577	25.701	15.880	1:01.158	119	4	20.190	25.886	16.628	1:02.704	119
3	19.847	25.960	16.148	1:01.955	120	9	19.501	25.665	15.853	1:01.019	120	5	19.952	26.270	16.053	1:02.275	120
4	19.869	26.222	16.111	1:02.202	120	10	19.542	25.733	16.246	1:01.521	119	6	19.652	25.873	15.972	1:01.497	120
5	19.751	26.188	16.089	1:02.028	120	No.249 KOWALCZYK Klara						7	19.677	26.724	16.085	1:02.486	120
6	19.799	25.919	16.075	1:01.793	119	1	24.020	28.711	16.416	1:09.147	118	8	19.640	25.740	16.030	1:01.410	120
7	19.688	26.285	16.635	1:02.608	118	2	19.882	27.342	16.054	1:03.278	119	9	19.649	25.711	15.930	1:01.290	119
8	19.753	25.881	16.034	1:01.668	119	3	19.749	26.122	16.284	1:02.155	119	10	19.612	25.965	15.983	1:01.560	119
9	19.618	25.874	16.518	1:02.010	118	4	19.682	25.959	15.985	1:01.626	120	No.250 PEDERSEN Dean					
10	20.460	26.333	16.736	1:03.529	118	5	19.617	25.761	15.958	1:01.336	118	1	23.690	27.163	16.519	1:07.372	118
No.229 GUSTAFSSON Viktor						6	19.572	25.663	15.929	1:01.164	119	2	20.504	26.033	17.102	1:03.639	115
1	20.683	25.929	15.909	1:02.521	118	7	19.511	25.704	15.998	1:01.213	120	No.254 KELLEHER Daniel					
2	19.874	25.869	15.973	1:01.716	118	8	19.741	25.637	15.919	1:01.297	119	1	21.686	26.422	16.289	1:04.397	117
3	19.593	25.653	15.888	1:01.134	118	9	19.458	25.560	16.077	1:01.095	119	2	19.644	25.743	15.977	1:01.364	117
4	19.650	25.716	15.876	1:01.242	118	10	19.813	25.669	15.901	1:01.383	119	No.232 ARNAUDO Fausto					
5	19.628	25.789	15.920	1:01.337	117	No.236 KERDAL François Dario						1	23.098	27.314	16.485	1:06.897	119
6	19.600	25.732	15.894	1:01.226	117	1	23.355	27.101	16.500	1:06.956	116	2	21.921	28.188	16.487	1:06.596	119
7	19.600	25.719	15.900	1:01.219	117	2	21.630	27.620	16.176	1:05.426	118	3	19.801	25.816	16.782	1:02.399	119
8	19.530	25.600	15.864	1:00.994	117	3	19.885	26.461	16.972	1:03.318	117	4	19.968	25.783	16.160	1:01.911	119
9	19.567	25.629	15.821	1:01.017	118	4	19.685	25.950	16.465	1:02.100	118	5	19.932	25.987	16.081	1:02.000	119
10	19.631	25.802	15.888	1:01.321	117	5	19.635	25.842	15.980	1:01.457	118	6	19.611	25.735	15.999	1:01.345	120
No.232 ARNAUDO Fausto						6	19.633	25.793	16.279	1:01.705	117	No.232 ARNAUDO Fausto					
1	23.098	27.314	16.485	1:06.897	119	7	19.585	28.448	16.423	1:04.456	118	1	23.098	27.314	16.485	1:06.897	119
2	21.921	28.188	16.487	1:06.596	119	8	19.640	25.752	15.944	1:01.336	118	2	21.921	28.188	16.487	1:06.596	119
3	19.801	25.816	16.782	1:02.399	119	9	19.567	25.746	16.011	1:01.324	118	3	19.801	25.816	16.782	1:02.399	119
4	19.968	25.783	16.160	1:01.911	119	10	19.644	25.941	16.087	1:01.672	118	4	19.968	25.783	16.160	1:01.911	119
5	19.932	25.987	16.081	1:02.000	119	No.240 KELLEHER Daniel						5	19.932	25.987	16.081	1:02.000	119
6	19.611	25.735	15.999	1:01.345	120	1	21.686	26.422	16.289	1:04.397	117	6	19.611	25.735	15.999	1:01.345	120
No.232 ARNAUDO Fausto						2	19.644	25.743	15.977	1:01.364	117	No.232 ARNAUDO Fausto					
No.232 ARNAUDO Fausto						No.240 KELLEHER Daniel						No.232 ARNAUDO Fausto					

 Timekeeper 

 Race Director 


OK
**Qualifying Heat A-E
Analysis**

For information purposes. No official / regulatory value

Laps	Sector 1	Sector 2	Sector 3	Lap Time	Spd	Laps	Sector 1	Sector 2	Sector 3	Lap Time	Spd	Laps	Sector 1	Sector 2	Sector 3	Lap Time	Spd
3	20.060	26.048	16.195	1:02.303	118	8	19.606	25.668	15.891	1:01.165	120	4	20.320	25.912	16.216	1:02.448	119
4	19.701	25.925	16.061	1:01.687	119	9	19.580	25.666	15.865	1:01.111	119	5	19.685	26.284	15.983	1:01.952	119
5	19.708	26.330	16.015	1:02.053	119	10	19.607	25.740	16.040	1:01.387	118	6	19.681	25.859	15.953	1:01.493	119
6	19.635	25.792	16.002	1:01.429	118	No.266 GONZALEZ Eloi						7	19.624	26.065	15.996	1:01.685	119
7	19.670	25.754	16.331	1:01.755	120	1	21.752	26.165	16.578	1:04.495	119	8	19.715	25.863	15.961	1:01.539	119
8	20.076	25.876	16.235	1:02.187	120	2	19.948	25.701	15.923	1:01.572	120	9	19.562	25.740	16.003	1:01.305	119
9	19.676	25.863	16.035	1:01.574	118	3	19.550	25.798	15.959	1:01.307	121	10	19.639	25.782	16.038	1:01.459	118
10	19.705	25.771	16.058	1:01.534	118	4	19.654	25.697	15.926	1:01.277	120	No.277 COSTOYA Christian					
No.256 VAN LANGENDONCK Dries						5	19.640	25.721	15.948	1:01.309	121	1	20.233	25.742	15.921	1:01.896	118
1	20.473	25.821	15.972	1:02.266	117	6	19.551	25.752	15.913	1:01.216	121	2	19.641	25.665	15.941	1:01.247	118
2	20.169	25.715	15.949	1:01.833	117	7	19.524	25.659	15.873	1:01.056	120	3	19.469	25.598	15.852	1:00.919	119
3	19.606	25.699	15.942	1:01.247	118	8	19.609	25.617	15.846	1:01.072	121	4	19.546	25.593	15.886	1:01.025	119
4	19.534	25.630	15.937	1:01.101	118	9	19.580	25.639	15.807	1:01.026	121	5	19.603	25.701	15.884	1:01.188	119
5	19.580	25.682	15.951	1:01.213	118	10	19.561	25.615	16.034	1:01.210	120	6	19.525	25.745	15.889	1:01.159	119
6	19.576	25.682	15.944	1:01.202	117	No.272 SALA Filippo						7	19.567	25.758	15.881	1:01.206	119
7	19.556	25.654	15.915	1:01.125	117	1	21.320	27.173	16.926	1:05.419	118	8	19.629	25.755	15.854	1:01.238	119
8	19.534	25.695	15.934	1:01.163	118	2	20.348	25.803	15.933	1:02.084	118	9	19.612	25.745	15.878	1:01.235	119
9	19.551	25.605	15.913	1:01.069	118	3	19.573	25.679	15.892	1:01.144	118	10	19.546	25.775	15.857	1:01.178	119
10	19.594	25.716	15.914	1:01.224	117	4	19.549	25.630	15.886	1:01.065	119	No.279 CORBI Matt					
No.258 HOANG Arthur						5	19.488	25.638	15.953	1:01.079	119	1	22.205	26.366	16.828	1:05.399	117
1	24.413	29.379	18.323	1:12.115	103	6	19.532	25.640	15.844	1:01.016	120	2	20.652	27.007	16.477	1:04.136	116
No.261 RAFALIK Maksymilian						7	19.514	25.701	15.875	1:01.090	120	3	19.790	25.920	16.808	1:02.518	117
1	24.126	27.967	16.166	1:08.259	120	8	19.575	25.656	15.877	1:01.108	120	4	19.779	25.799	15.936	1:01.514	118
2	20.562	27.166	16.037	1:03.765	120	9	19.555	25.592	15.848	1:00.995	120	5	19.600	25.823	16.280	1:01.703	118
3	19.705	26.617	16.870	1:03.192	120	10	19.572	25.623	15.884	1:01.079	120	6	19.625	25.820	15.940	1:01.385	118
4	19.863	25.814	16.374	1:02.051	120	No.273 WHERRELL Lewis						7	19.936	25.716	15.886	1:01.538	118
5	19.857	25.791	15.909	1:01.557	119	1	20.630	25.828	15.982	1:02.440	120	8	19.566	25.741	15.954	1:01.261	118
6	19.624	25.795	16.263	1:01.682	118	2	19.786	25.681	15.928	1:01.395	120	9	19.557	25.711	15.976	1:01.244	117
7	19.584	26.335	16.238	1:02.157	119	3	19.539	25.756	15.924	1:01.219	119	10	19.551	25.635	15.960	1:01.146	118
8	19.771	25.691	16.052	1:01.514	118	4	19.531	25.692	15.863	1:01.086	119	No.280 STILLER Peter					
9	19.620	25.776	15.969	1:01.365	119	5	19.512	25.697	15.953	1:01.162	119	1	24.122	27.717	16.592	1:08.431	121
10	19.689	25.680	16.013	1:01.382	118	6	19.529	25.657	15.910	1:01.096	119	2	20.951	27.608	16.714	1:05.273	121
No.262 LYZEN Borys						7	19.509	25.640	15.896	1:01.045	119	3	19.916	26.129	16.307	1:02.352	119
1	22.001	26.241	16.502	1:04.744	120	8	19.525	25.729	15.954	1:01.208	119	4	20.144	26.673	16.412	1:03.229	121
2	21.323	27.182	16.693	1:05.198	119	9	19.502	25.717	15.877	1:01.096	119	5	19.826	25.899	16.662	1:02.387	121
3	19.846	25.746	16.383	1:01.975	119	10	19.511	25.757	15.867	1:01.135	119	6	20.131	25.963	16.000	1:02.094	120
4	19.810	25.695	15.918	1:01.423	120	No.274 ROUSSEL Romeo						7	19.573	25.772	16.402	1:01.747	120
5	19.617	25.689	15.910	1:01.216	119	1	24.202	28.475	16.361	1:09.038	118	8	19.952	25.879	15.947	1:01.778	120
6	19.617	25.637	15.895	1:01.149	119	2	20.134	27.534	16.319	1:03.987	118	9	19.648	25.641	16.327	1:01.616	117
7	19.616	25.703	15.896	1:01.215	119	3	19.599	26.074	16.909	1:02.582	117	10	19.668	25.805	16.012	1:01.485	119

Timekeeper

Race Director



OK
**Qualifying Heat A-E
Analysis**

For information purposes. No official / regulatory value

Laps	Sector 1	Sector 2	Sector 3	Lap Time	Spd	Laps	Sector 1	Sector 2	Sector 3	Lap Time	Spd	Laps	Sector 1	Sector 2	Sector 3	Lap Time	Spd
No.281 SILKUNAS Markas						7	20.159	25.819	16.028	1:02.006	120	3	20.038	26.179	16.251	1:02.468	118
1	23.402	27.042	16.468	1:06.912	119	8	19.607	25.724	15.955	1:01.286	119	4	20.204	26.464	16.249	1:02.917	118
2	20.484	25.969	17.665	1:04.118	117	9	19.559	25.727	15.939	1:01.225	120	5	20.057	26.057	16.276	1:02.390	118
3	20.222	26.149	16.498	1:02.869	119	10	19.535	25.874	16.035	1:01.444	120	6	19.996	26.268	16.265	1:02.529	118
4	19.692	25.660	15.935	1:01.287	120	No.291 DERUNOV Efim						7	19.766	26.108	16.176	1:02.050	119
5	19.721	25.866	15.992	1:01.579	120	1	23.146	26.352	16.199	1:05.697	118	8	19.758	26.035	16.305	1:02.098	118
6	19.634	25.616	15.976	1:01.226	119	2	20.720	27.101	16.815	1:04.636	118	9	20.171	26.038	16.229	1:02.438	118
7	19.785	25.721	15.918	1:01.424	120	3	20.019	26.114	16.144	1:02.277	120	10	19.822	26.020	16.253	1:02.095	119
8	19.587	25.738	15.957	1:01.282	120	4	20.480	25.949	15.920	1:02.349	119	No.307 KRUTOHOLOV Lev					
9	19.682	25.768	16.483	1:01.933	119	5	19.547	25.708	16.056	1:01.311	120	1	24.128	27.083	16.495	1:07.706	118
10	20.045	25.871	16.098	1:02.014	120	6	19.702	25.828	15.926	1:01.456	120	2	20.261	26.120	16.898	1:03.279	115
No.284 BROVKO Mark						7	19.897	25.734	15.987	1:01.618	119	3	20.298	26.664	16.486	1:03.448	118
1	23.902	27.814	16.574	1:08.290	118	8	19.569	25.646	15.922	1:01.137	119	4	19.647	26.199	16.150	1:01.996	119
2	20.100	26.881	16.220	1:03.201	118	9	19.562	25.747	16.040	1:01.349	118	5	19.865	25.882	15.981	1:01.728	120
3	20.143	26.320	16.406	1:02.869	118	10	19.588	25.793	16.317	1:01.698	117	6	19.543	25.720	15.950	1:01.213	120
4	19.938	26.383	16.790	1:03.111	119	No.292 JUNCHER Marcus						7	19.544	25.743	15.937	1:01.224	121
5	20.075	27.330	16.248	1:03.653	119	1	24.092	27.494	16.838	1:08.424	120	8	19.812	25.831	15.981	1:01.624	120
6	19.770	26.009	16.031	1:01.810	119	2	20.267	28.105	16.553	1:04.925	121	9	19.453	25.606	16.012	1:01.071	120
7	19.700	26.148	16.645	1:02.493	119	3	20.095	26.247	16.297	1:02.639	121	10	19.565	25.775	16.061	1:01.401	120
8	19.937	26.381	16.623	1:02.941	119	4	20.192	26.308	16.084	1:02.584	121						
9	19.675	25.877	15.982	1:01.534	118	5	19.855	26.190	16.067	1:02.112	120						
10	19.683	26.316	16.836	1:02.835	117	6	19.724	25.874	15.934	1:01.532	120						
No.289 COCHET Louis						7	19.724	26.511	17.296	1:03.531	117						
1	22.543	26.245	16.758	1:05.546	117	8	19.968	25.973	16.118	1:02.059	120						
2	20.404	27.546	17.370	1:05.320	118	9	19.581	25.838	15.962	1:01.381	120						
3	19.889	25.856	16.037	1:01.782	121	10	20.096	25.815	15.999	1:01.910	120						
4	20.151	25.653	15.930	1:01.734	121	No.294 ZASOV Georgiy											
5	19.541	25.731	16.100	1:01.372	120	1	23.677	27.256	17.098	1:08.031	117						
6	19.536	25.721	15.944	1:01.201	121	2	20.394	26.300	16.297	1:02.991	115						
7	19.548	25.618	15.928	1:01.094	120	3	20.456	26.300	16.329	1:03.085	117						
8	19.470	25.575	15.903	1:00.948	121	4	19.786	25.961	16.064	1:01.811	117						
9	19.482	25.548	15.870	1:00.900	121	5	19.567	25.679	16.016	1:01.262	118						
10	19.520	25.627	16.191	1:01.338	119	6	19.605	25.764	16.019	1:01.388	118						
No.290 CHARTIER Alexander						7	19.649	25.693	16.096	1:01.438	117						
1	23.649	27.178	16.470	1:07.297	120	8	19.446	25.614	15.933	1:00.993	118						
2	20.516	25.990	17.046	1:03.552	118	9	19.450	25.769	16.200	1:01.419	116						
3	19.921	26.146	16.051	1:02.118	119	10	19.500	25.680	15.959	1:01.139	118						
4	19.675	25.824	15.911	1:01.410	120	No.303 AUTMAITRE Mathis											
5	19.501	25.751	16.172	1:01.424	120	1	24.166	28.812	16.438	1:09.416	118						
6	19.587	25.867	15.963	1:01.417	121	2	19.951	27.673	16.746	1:04.370	118						

Timekeeper

Race Director

OK
Qualifying Heat A-E
Document 33
Starting Grid


Subject to scrutineering & sporting investigations

31 th	303 AUTMAITRE Mathis KR / TM		16	258 HOANG Arthur KR		32 th
29 th	284 BROVKO Mark KR / IAME		15	261 RAFALIK Maksymilian KR / TM		30 th
27 th	292 JUNCHER Marcus TONY KART / TM		14	234 GREEN Zac KR / IAME		28 th
25 th	294 ZASOV Georgiy KR / IAME		13	274 ROUSSEL Romeo KR / IAME		26 th
23 th	281 SILKUNAS Markas KR / IAME		12	280 STILLER Peter KR / IAME		24 th
21 th	219 BRALIC Jason HENZA / IAME		11	232 ARNAUDO Fausto KR / IAME		22 th
19 th	250 KOWALCZYK Klara KR / IAME		10	307 KRUTOHOLOV Lev ENERGY CORSE / IAME		20 th
17 th	226 KORNDER Luke LN / TM		9	254 PEDERSEN Dean KR / IAME		18 th
15 th	266 GONZALEZ Eloi BIREL ART / TM KART		8	290 CHARTIER Alexander KR / IAME		16 th
13 th	262 LYZEN Borys KR / TM		7	247 BERNOLDI Bernardo KR		14 th
11 th	248 ANAGNOSTIADIS James KR / IAME		6	236 KERDAL François Dario KR / IAME		12 th
9 th	233 KINMARK Oliver KR / IAME		5	279 CORBI Matt KR / IAME		10 th
7 th	229 GUSTAFSSON Viktor CRG / TM		4	289 COCHET Louis KR / IAME		8 th
5 th	273 WHERRELL Lewis EXPRIT / TM		3	291 DERUNOV Efim PAROLIN / TM		6 th
3 rd	256 VAN LANGENDONCK Dries KR / IAME		2	240 KELLEHER Daniel KR / IAME		4 th
1 st	277 COSTOYA Christian PAROLIN / TM		1	272 SALA Filippo EXPRIT / TM		2 nd

POLE POSITION

Start : 27/03 - 17:45 10 Laps = 15.880 km

Timekeeper



Race Director



Champions of the Future 2025 Euro Series: R1 - Campillos (ESP) 26-29/03/2025

Page 1 / 1

www.championskarting.com / RGMCC

 Apex Timing GoRacing 

OK

Qualifying Heat B-D

Document 47.1

Results

Subject to scrutineering & sporting investigations

Rnk	No.	Competitor	E. Nat	Driver	D. Nat	Equipment	Laps	Gap	Interv.	Best lap	Spd	Penalty	Points
1	▲2	201 KR MOTORSPORT	ITA	TURNEY Joe	GBR	KR / IAME	10			1:00.725	119.0		50
2	▲2	246 PREMA RACING SRL	ITA	CRAIGIE Kenzo	GBR	KR / IAME	10	1.276	1.276	1:00.802	118.8		44
3	▼1	202 VDK RACING	BEL	RAMAEKERS Thibaut	BEL	KR / IAME	10	1.582	0.306	1:01.017	119.7		41
4	▼3	227 RICKY FLYNN MOTORSPORT	GBR	KAMYAB Roman	GBR	LN / TM	10	2.136	0.554	1:01.083	120.7		38
5	=	271 FORZA RACING	GBR	BURNETT Jensen	CAN	EXPRIT / TM	10	2.188	0.052	1:01.091	121.2		36
6	▲4	264 BIREL ART RACING	ITA	IVANNIKOV Vladimir	ITA	BIREL ART / TM KART	10	2.269	0.081	1:01.061	122.2		34
7	▲5	223 TONY KART RACING TEAM	ITA	PRADIER Thomas Cyrille	ITA	TONY KART / VORTEX	10	2.755	0.486	1:01.064	120.3		32
8	▲1	249 PREMA RACING SRL	ITA	AKSOY Alp	TUR	KR / IAME	10	3.211	0.456	1:00.890	120.4		30
9	▼2	231 DPK RACING	ESP	MARSH Scott	GBR	KR / IAME	10	4.787	1.576	1:01.212	120.3		28
10	▲4	298 TONY KART RACING TEAM	ITA	ROCCHIO Gino	ITA	TONY KART / VORTEX	10	4.925	0.138	1:00.991	119.9		27
11	▼3	222 TONY KART RACING TEAM	ITA	RASMUSSEN Oliver Fodor	DEN	TONY KART / VORTEX	10	5.680	0.755	1:00.966	119.1		26
12	▼1	297 DPK RACING	ESP	NILSSON Leo	SWE	KR / IAME	10	5.755	0.075	1:00.903	120.1		25
13	▲4	205 FUSION MOTORSPORT	GBR	DRUMMOND Zac	GBR	KR / IAME	10	6.174	0.419	1:01.066	120.0		24
14	▼1	230 CRG RACING TEAM	ITA	BOTTARO Davide	ITA	CRG / IAME	10	7.108	0.934	1:01.193	120.4		23
15	▲1	263 VAR BY BIREL	ITA	WOLFE Noah	GBR	BIREL ART / TM KART	10	9.378	2.270	1:01.244	119.0		22
16	▼1	288 VICTORYLANE KARTING	ITA	BATTIG Chiara	SUI	KR / IAME	10	9.838	0.460	1:01.201	120.7		21
17	▲2	212 FUSION MOTORSPORT	GBR	HAKKINEN Ella	FIN	KR / IAME	10	11.488	1.650	1:01.059	119.8		20
18	▲9	245 PREMA RACING SRL	ITA	FLUXA CROSS Luna	ESP	KR / IAME	10	12.471	0.983	1:01.131	120.0		19
19	▼13	241 KR MOTORSPORT	ITA	KOLOVOS Stylianos Taxiarchis	GRC	KR / IAME	10	12.524	0.053	1:01.012	119.9		18
20	▲2	257 MP KARTRACING	NED	SACHSE Bertram	DEN	HENZA / IAME	10	13.050	0.526	1:01.146	119.4		17
21	=	295 DPK RACING	ESP	KAMENIK Jakub	CZE	KR / IAME	10	13.488	0.438	1:01.095	119.3		16
22	▲1	276 PAROLIN MOTORSPORT	ITA	LOWETTE Beau	BEL	PAROLIN / TM	10	14.143	0.655	1:01.391	119.4		15
23	▼5	243 KR MOTORSPORT SRL	ITA	KAWPENG Sebastien	ITA	KR / IAME	10	14.690	0.547	1:01.245	118.5	+5.000	14
24	▲4	301 CRG RACING TEAM	ITA	GIRARDET Alois	ITA	CRG / IAME	10	15.633	0.943	1:01.304	118.1		13
25	▲5	304 KBK COMPETITION	ITA	GHEYSEN Lucas	BRA	KR / TM	10	15.859	0.226	1:01.174	118.5		12
26	▲3	218 MP KARTRACING	NED	SVAHN Vilmer	SWE	HENZA / IAME	10	15.959	0.100	1:01.041	119.9	+5.000	11
27	▲5	282 VDK RACING	BEL	HARASTEY Daniel	CZE	KR / IAME	10	16.008	0.049	1:01.399	119.5		10
28	▼4	265 BIREL ART RACING	ITA	PARKER Skye	GBR	BIREL ART / TM KART	10	16.845	0.837	1:01.669	119.2		9
29	▼4	216 MP KARTRACING	NED	LUTHARDT Carl	GER	HENZA / IAME	10	17.298	0.453	1:01.793	117.5		8
30	▲1	238 FUSION MOTORSPORT	GBR	DOLEH Zak	DMA	KR / IAME	10	20.201	2.903	1:01.764	118.5		7
31	▼11	235 DPK RACING	ESP	NIKISHOV Nikita	ESP	KR / IAME	6	4 Laps	4 Laps	1:01.429	117.5		6
32	▼6	286 VICTORYLANE KARTING	ITA	ANZHE Sun	ITA	KR / IAME	6	4 Laps	5.359	1:01.474	120.4		5

No.243 KAWPENG Sebastien : 5 sec time penalty for incorrectly installed Front Fairing or incorrect position of front fairing. According to Stewards' Decision No.36-243.

No.218 SVAHN Vilmer : 5 sec time penalty for incorrectly installed Front Fairing or incorrect position of front fairing. According to Stewards' Decision No.36-218.

Leaders : No.227 KAMYAB Roman (1-1) / No.201 TURNEY Joe (2-10)


Start Time : 27/03 - 17:08:04

Best lap : No.201 TURNEY Joe 1:00.725 94.14 kph

Weather : Scattered cloud Air : 18°C Track : Dry

Event Record : No.277 COSTOYA Christian 59.897 95.44 kph

Steward #1 

Steward #2 

Steward #3 

OK

Qualifying Heat B-D

For information purposes. No official / regulatory value

Lap Chart

	1	2	3	4	5	6	7	8	9	10	11	12	13	14	15	16	17	18	19	20	21	22	23	24	25	26	27	28	29	30	31	32
Grid	227	202	201	246	271	241	231	222	249	264	297	223	230	298	288	263	205	243	212	235	295	257	276	265	216	286	245	301	218	304	238	282
Start	227	201	202	246	271	241	231	264	222	249	223	297	298	230	288	263	243	205	235	257	212	295	265	286	301	276	304	216	245	218	282	238
Lap 1 Interval	227	201	202	246	264	271	231	223	249	297	230	298	222	241	205	263	235	243	288	212	257	265	245	295	218	301	282	304	276	286	216	238
		0.4	0.2	0.2	0.2	0.3	0.1	0.2	0.2	0.3	0.1	1.0	0.4	0.2	0.1	0.0	0.2	0.1	0.2	0.0	0.0	0.2	0.1	0.2	0.6	0.2	0.8	0.1	0.7	0.2	0.8	1.4
Lap 2	201	227	246	202	264	271	231	223	249	297	230	298	222	205	263	235	243	288	241	212	245	257	265	218	295	301	282	304	276	286	216	238
		0.1	0.3	0.1	0.2	0.1	0.2	0.1	0.2	0.3	0.3	0.9	0.4	1.0	0.1	0.3	0.2	0.5	0.2	0.0	0.1	0.2	0.2	0.0	0.9	0.0	0.1	0.0	0.4	0.3	1.1	1.9
Lap 3	201	227	246	202	264	271	231	223	249	230	298	297	222	205	263	235	243	288	212	245	257	218	241	265	301	295	304	276	282	286	216	238
		0.3	0.2	0.3	0.1	0.1	0.2	0.4	0.9	0.1	0.7	0.3	0.0	0.7	0.4	0.2	0.2	0.3	0.9	1.0	0.2	0.4	0.4	0.1	0.0	0.0	0.1	0.1	0.2	0.1	0.6	1.9
Lap 4	201	227	246	202	264	271	223	231	249	230	298	297	222	205	235	243	263	288	212	245	257	218	241	265	295	301	276	304	282	286	216	238
		0.5	0.1	0.3	0.3	0.1	0.6	0.2	0.5	0.4	0.5	0.4	0.2	0.5	1.4	0.0	0.0	0.0	0.4	1.0	0.2	0.3	0.6	0.6	0.6	0.1	0.1	0.1	0.6	0.1	0.3	1.5
Lap 5	201	246	202	227	271	264	223	231	249	230	298	297	222	205	235	243	263	212	288	245	218	257	241	265	295	276	301	304	282	286	216	238
		1.1	0.2	0.0	0.2	0.1	0.3	0.4	0.2	0.7	0.3	0.3	0.3	0.5	1.8	0.1	0.5	0.4	0.0	0.1	0.6	0.0	0.4	1.8	0.1	0.0	0.1	0.1	0.3	0.2	0.6	1.4
Lap 6	201	246	202	227	271	264	223	249	231	230	298	297	222	205	243	263	288	235	245	218	212	257	241	276	265	295	301	304	282	216	286	238
		1.1	0.3	0.2	0.2	0.1	0.2	0.7	0.0	0.7	0.1	0.2	0.4	0.7	2.1	0.6	0.5	0.1	0.3	0.1	0.3	0.0	0.1	2.5	0.2	0.0	0.1	0.1	0.2	0.7	0.1	1.2
Lap 7	201	246	202	227	271	264	223	249	231	298	222	297	230	205	243	263	288	218	245	212	241	257	276	295	301	304	282	265	216	238		
		1.1	0.6	0.2	0.2	0.1	0.3	0.4	0.4	0.7	1.1	0.2	0.1	0.1	2.0	0.6	0.6	1.4	0.0	0.4	0.1	0.2	1.4	0.3	0.5	0.4	0.2	0.2	0.2	1.6		
Lap 8	201	246	202	227	271	264	223	249	231	298	222	297	205	230	243	263	288	218	245	212	241	257	295	276	301	304	282	265	216	238		
		1.1	0.7	0.2	0.1	0.2	0.3	0.2	0.7	0.4	1.2	0.1	0.4	0.4	1.9	0.4	0.6	1.3	0.1	0.2	0.2	0.7	1.2	0.1	0.6	0.1	0.5	0.4	0.3	1.7		
Lap 9	201	246	202	227	271	264	223	249	231	298	222	297	205	230	263	243	288	218	245	212	241	257	295	276	301	304	282	265	216	238		
		1.4	0.6	0.2	0.2	0.1	0.3	0.3	0.8	0.2	1.3	0.1	0.6	0.4	2.5	0.0	0.3	1.3	0.2	0.1	0.3	1.0	0.7	0.4	0.5	0.1	0.7	0.7	0.4	1.9		
Lap 10	201	246	202	227	271	264	223	249	231	298	222	297	205	230	263	243	288	218	212	245	241	257	295	276	301	304	282	265	216	238		
		1.2	0.3	0.5	0.0	0.0	0.4	0.4	1.5	0.1	0.7	0.0	0.4	0.9	2.2	0.3	0.1	1.1	0.5	0.9	0.0	0.5	0.4	0.6	1.4	0.2	0.1	0.8	0.4	2.9		

Timekeeper *Albert Perez*

Race Director *[Signature]*



OK
Qualifying Heat B-D Analysis

For information purposes. No official / regulatory value

Laps	Sector 1	Sector 2	Sector 3	Lap Time	Spd	Laps	Sector 1	Sector 2	Sector 3	Lap Time	Spd	Laps	Sector 1	Sector 2	Sector 3	Lap Time	Spd
No.201 TURNEY Joe						No.216 LUTHARDT Carl						No.227 KAMYAB Roman					
1	20.254	25.855	16.060	1:02.169	118	7	19.931	25.744	16.593	1:02.268	118	3	19.994	25.726	15.910	1:01.630	119
2	19.639	25.525	16.087	1:01.251	119	8	19.517	25.635	15.907	1:01.059	119	4	19.536	25.538	16.011	1:01.085	119
3	19.562	25.557	15.911	1:01.030	118	9	19.541	25.755	15.912	1:01.208	120	5	19.560	25.611	15.893	1:01.064	120
4	19.569	25.566	15.889	1:01.024	119	10	19.769	25.670	15.965	1:01.404	118	6	19.572	25.616	15.918	1:01.106	119
5	19.515	25.591	15.911	1:01.017	118	No.218 SVAHN Vilmer						7	19.574	25.645	15.922	1:01.141	119
6	19.598	25.498	15.883	1:00.979	119	1	24.701	26.839	18.354	1:09.894	111	8	19.539	25.660	15.982	1:01.181	119
7	19.435	25.490	15.800	1:00.725	119	2	20.076	25.875	16.207	1:02.158	117	9	19.576	25.632	15.925	1:01.133	120
8	19.456	25.636	15.937	1:01.029	118	3	19.903	25.905	16.143	1:01.951	118	10	19.595	25.684	15.972	1:01.251	119
9	19.424	25.585	15.895	1:00.904	118	4	19.891	26.220	16.172	1:02.283	118	No.220 RAMAEKERS Thibaut					
10	19.550	25.935	16.156	1:01.641	117	5	19.846	25.836	16.133	1:01.815	118	1	20.075	25.903	15.998	1:01.976	118
No.202 RAMAEKERS Thibaut						6	19.652	26.081	16.135	1:01.868	118	2	19.727	25.736	16.397	1:01.860	119
1	20.542	25.798	16.027	1:02.367	119	7	19.810	25.989	16.085	1:01.884	118	3	19.664	25.671	15.919	1:01.254	119
2	19.685	25.979	16.053	1:01.717	120	8	19.703	25.926	16.164	1:01.793	117	4	19.569	25.678	15.908	1:01.155	119
3	19.636	25.705	15.969	1:01.310	120	9	19.810	25.955	16.117	1:01.882	118	5	19.565	25.948	16.475	1:01.988	120
4	19.591	25.542	15.975	1:01.108	120	10	19.752	25.939	16.151	1:01.842	117	6	19.659	25.652	15.860	1:01.171	120
5	19.543	25.661	16.166	1:01.370	119	No.212 HAKKINEN Ella						7	19.532	25.661	15.890	1:01.083	120
6	19.534	25.566	15.917	1:01.017	119	1	23.787	26.713	16.097	1:06.597	118	8	19.598	25.648	15.901	1:01.147	120
7	19.502	25.658	15.911	1:01.071	119	2	19.633	26.224	16.308	1:02.165	120	9	19.578	25.694	15.833	1:01.105	121
8	19.513	25.625	16.000	1:01.138	119	3	20.205	26.374	16.307	1:02.886	118	10	19.514	25.736	16.167	1:01.417	118
9	19.589	25.610	15.885	1:01.084	120	4	19.492	25.625	15.924	1:01.041	119	No.223 BOTTARO Davide					
10	19.511	25.710	15.928	1:01.149	119	5	19.459	25.639	16.021	1:01.119	119	1	21.882	26.111	15.986	1:03.979	120
No.205 DRUMMOND Zac						6	19.551	25.635	16.100	1:01.286	119	2	19.750	25.660	16.020	1:01.430	120
1	22.647	26.317	16.544	1:05.508	119	7	19.901	25.637	16.563	1:02.101	118	3	19.661	26.139	15.949	1:01.749	120
2	20.232	25.748	15.997	1:01.977	119	8	19.470	25.702	15.954	1:01.126	118	4	19.620	25.704	15.966	1:01.290	120
3	19.567	25.725	16.035	1:01.327	119	9	19.501	25.711	16.037	1:01.249	118	5	19.572	25.722	15.982	1:01.276	120
4	19.569	25.656	15.931	1:01.156	120	10	19.540	25.709	16.026	1:01.275	118	6	19.568	25.689	15.936	1:01.193	120
5	19.531	25.579	15.956	1:01.066	120	No.222 RASMUSSEN Oliver Fodor						7	20.104	26.595	16.115	1:02.814	121
6	19.563	25.687	15.925	1:01.175	119	1	22.783	26.525	16.346	1:05.654	118	8	19.925	25.848	15.955	1:01.728	121
7	19.524	25.702	16.096	1:01.322	121	2	19.708	25.683	15.932	1:01.323	119	9	19.586	25.760	15.917	1:01.263	120
8	19.655	25.620	15.913	1:01.188	120	3	19.607	25.607	16.396	1:01.610	120	10	19.649	25.863	16.197	1:01.709	119
9	19.591	25.716	15.920	1:01.227	120	4	19.773	25.617	15.910	1:01.300	119	No.231 MARSH Scott					
10	19.554	25.693	15.972	1:01.219	120	5	19.605	25.602	15.902	1:01.109	119	1	21.060	26.051	16.039	1:03.150	119
No.212 HAKKINEN Ella						6	19.536	25.541	15.889	1:00.966	119	2	19.734	25.660	15.977	1:01.371	120
1	23.148	26.366	16.533	1:06.047	119	7	19.587	26.021	15.943	1:01.551	118	3	19.572	25.785	15.972	1:01.329	120
2	20.251	26.209	16.411	1:02.871	119	8	19.540	25.635	15.951	1:01.126	119	4	19.616	25.750	16.431	1:01.797	120
3	20.037	25.733	16.044	1:01.814	118	9	19.506	25.628	15.936	1:01.070	119	5	19.633	25.708	15.939	1:01.280	120
4	19.504	25.614	16.008	1:01.126	119	10	19.507	25.720	16.253	1:01.480	119	6	19.572	25.652	16.264	1:01.488	121
5	19.724	25.964	16.219	1:01.907	118	No.223 PRADIER Thomas Cyrille						7	19.590	25.727	15.959	1:01.276	120
6	20.213	25.625	16.678	1:02.516	114	1	21.380	25.905	16.032	1:03.317	119	8	19.583	25.740	15.952	1:01.275	120
No.212 HAKKINEN Ella						2	19.684	25.655	15.963	1:01.302	120	9	19.548	25.742	15.922	1:01.212	120

 Timekeeper 

 Race Director 


OK
Qualifying Heat B-D Analysis

For information purposes. No official / regulatory value

Laps	Sector 1	Sector 2	Sector 3	Lap Time	Spd	Laps	Sector 1	Sector 2	Sector 3	Lap Time	Spd	Laps	Sector 1	Sector 2	Sector 3	Lap Time	Spd
10	19.606	26.191	16.366	1:02.163	119	10	19.675	25.801	16.171	1:01.647	117	6	19.668	25.684	16.200	1:01.552	116
No.235 NIKISHOV Nikita						No.245 FLUXA CROSS Luna						No.263 WOLFE Noah					
1	22.775	26.486	16.502	1:05.763	118	1	23.251	26.139	16.384	1:05.774	120	1	22.702	26.568	16.465	1:05.735	120
2	20.374	25.903	15.934	1:02.211	118	2	20.373	26.031	16.129	1:02.533	120	2	20.261	25.789	16.032	1:02.082	119
3	19.579	25.815	16.037	1:01.431	118	3	20.555	26.190	15.970	1:02.715	119	3	19.653	25.836	16.072	1:01.561	118
4	19.643	25.705	16.643	1:01.991	116	4	19.552	25.647	15.932	1:01.131	120	4	19.565	25.786	16.988	1:02.339	112
5	19.684	25.753	15.992	1:01.429	117	5	19.573	25.633	15.960	1:01.166	120	5	20.097	25.851	16.054	1:02.002	118
6	19.570	25.864	17.400	1:02.834	107	6	19.664	25.695	16.433	1:01.792	119	6	19.587	25.675	16.147	1:01.409	118
No.238 DOLEH Zak						No.246 CRAIGIE Kenzo						No.264 IVANNIKOV Vladimir					
1	23.321	27.482	20.290	1:11.093	109	1	20.563	25.964	15.980	1:02.507	118	1	20.588	26.049	16.000	1:02.637	121
2	20.468	26.116	16.078	1:02.662	118	2	19.667	25.684	16.030	1:01.381	118	2	19.694	25.807	15.927	1:01.428	121
3	19.772	26.042	16.079	1:01.893	118	3	19.535	25.631	15.923	1:01.089	119	3	19.595	25.800	15.894	1:01.289	121
4	19.739	26.116	16.010	1:01.865	118	4	19.550	25.618	15.893	1:01.061	120	4	19.607	25.746	15.930	1:01.283	120
5	19.749	25.954	16.061	1:01.764	118	5	19.565	25.706	16.266	1:01.537	118	5	19.550	26.019	15.934	1:01.503	122
6	19.766	25.967	16.075	1:01.808	118	6	19.450	25.506	15.952	1:00.908	118	6	19.609	25.706	15.854	1:01.169	121
7	19.888	26.205	16.079	1:02.172	117	7	19.450	25.500	15.852	1:00.802	118	7	19.552	25.712	15.833	1:01.097	121
8	19.750	25.970	16.101	1:01.821	118	8	19.496	25.619	15.897	1:01.012	118	8	19.600	25.711	15.869	1:01.180	122
9	19.875	26.045	16.206	1:02.126	118	9	19.533	25.629	16.021	1:01.183	118	9	19.534	25.648	15.879	1:01.061	122
10	19.961	26.473	16.340	1:02.774	114	10	19.616	25.695	16.166	1:01.477	117	10	19.537	25.674	15.933	1:01.144	122
No.241 KOLOVOS Stylianos Taxiarchis						No.249 AKSOY Alp						No.265 PARKER Skye					
1	22.427	26.897	16.620	1:05.944	118	1	21.537	26.084	16.006	1:03.627	119	1	23.407	26.298	16.424	1:06.129	120
2	21.069	26.229	16.434	1:03.732	118	2	19.664	25.707	15.875	1:01.246	120	2	20.347	26.321	16.495	1:03.163	119
3	20.856	26.498	16.764	1:04.118	118	3	19.905	26.508	15.906	1:02.319	119	3	20.442	26.382	16.693	1:03.517	118
4	19.570	25.635	16.015	1:01.220	119	4	19.416	25.612	15.924	1:00.952	120	4	19.833	25.907	15.974	1:01.714	120
5	19.559	25.546	15.907	1:01.012	119	5	19.502	25.587	15.863	1:00.952	120	5	19.593	25.959	16.731	1:02.283	116
6	19.502	25.598	16.176	1:01.276	118	6	19.575	25.609	15.994	1:01.178	119	6	19.695	25.914	16.636	1:02.245	120
7	19.926	25.702	16.610	1:02.238	119	7	19.440	25.579	15.871	1:00.890	120	7	20.311	26.658	16.023	1:02.992	120
8	19.520	25.627	16.012	1:01.159	120	8	19.545	25.615	15.831	1:00.991	120	8	19.637	25.949	16.083	1:01.669	119
9	19.555	25.771	16.024	1:01.350	120	9	19.534	25.742	15.865	1:01.141	121	9	19.741	25.998	16.081	1:01.820	119
10	19.737	25.836	16.479	1:02.052	115	10	19.655	25.672	16.073	1:01.400	120	10	19.621	26.062	16.116	1:01.799	119
No.243 KAWPENG Sebastien						No.257 SACHSE Bertram						No.271 BURNETT Jensen					
1	22.967	26.508	16.508	1:05.983	116	1	23.452	26.357	16.341	1:06.150	119	1	20.967	26.049	16.067	1:03.083	119
2	20.323	26.013	15.979	1:02.315	118	2	20.720	26.314	16.129	1:03.163	119						
3	19.701	25.781	15.997	1:01.479	119	3	20.480	26.283	15.960	1:02.723	118						
4	19.569	25.705	16.487	1:01.761	117	4	19.520	25.635	15.991	1:01.146	119						
5	19.790	25.788	15.974	1:01.552	119	5	19.632	25.658	16.283	1:01.573	120						
6	19.605	25.778	15.939	1:01.322	117												
7	19.582	25.707	15.956	1:01.245	118												
8	19.610	25.827	16.022	1:01.459	118												
9	19.553	25.843	16.562	1:01.958	119												

 Timekeeper 

 Race Director 

OK
**Qualifying Heat B-D
Analysis**

For information purposes. No official / regulatory value

Laps	Sector 1	Sector 2	Sector 3	Lap Time	Spd	Laps	Sector 1	Sector 2	Sector 3	Lap Time	Spd	Laps	Sector 1	Sector 2	Sector 3	Lap Time	Spd
2	19.711	25.572	15.983	1:01.266	120	2	20.184	26.164	16.279	1:02.627	119	9	19.571	25.544	15.876	1:00.991	119
3	19.641	25.705	15.954	1:01.300	120	3	19.526	25.641	16.034	1:01.201	120	10	19.562	26.123	16.386	1:02.071	117
4	19.606	25.685	15.935	1:01.226	120	4	19.644	25.684	16.260	1:01.588	118	No.301 GIRARDET Alois					
5	19.607	25.706	15.933	1:01.246	120	5	19.900	26.147	16.436	1:02.483	119	1	23.977	27.104	16.249	1:07.330	117
6	19.592	25.596	15.925	1:01.113	120	6	19.713	25.644	16.067	1:01.424	117	2	19.701	26.650	16.492	1:02.843	116
7	19.542	25.608	15.950	1:01.100	120	7	19.650	25.670	16.044	1:01.364	119	3	19.813	26.075	16.625	1:02.513	117
8	19.574	25.645	15.872	1:01.091	121	8	19.574	25.655	15.973	1:01.202	119	4	19.892	25.999	16.562	1:02.453	118
9	19.580	25.668	15.886	1:01.134	121	9	19.570	25.675	16.023	1:01.268	119	5	20.020	25.784	15.986	1:01.790	118
10	19.580	25.629	16.043	1:01.252	119	10	19.650	25.737	16.073	1:01.460	120	6	20.001	26.009	16.126	1:02.136	120
No.276 LOWETTE Beau						No.295 KAMENIK Jakub						7					
1	24.972	27.000	17.091	1:09.063	117	1	23.860	26.504	16.221	1:06.585	118	7	20.047	25.788	16.020	1:01.855	118
2	19.795	25.887	16.050	1:01.732	119	2	20.286	26.929	16.586	1:03.801	116	8	19.521	25.804	16.062	1:01.387	117
3	20.180	25.992	16.157	1:02.329	120	3	20.480	25.801	16.325	1:02.606	119	9	19.545	25.811	15.948	1:01.304	118
4	20.175	25.975	16.004	1:02.154	121	4	20.067	25.891	16.296	1:02.254	118	10	19.543	26.214	16.596	1:02.353	117
5	19.789	25.705	16.038	1:01.532	117	5	19.464	25.669	16.588	1:01.721	117	No.304 GHEYSEN Lucas					
6	19.821	25.890	16.127	1:01.838	118	6	20.354	25.724	16.134	1:02.212	120	1	24.652	26.858	16.745	1:08.255	117
7	19.587	25.776	16.028	1:01.391	119	7	19.759	25.670	15.955	1:01.384	119	2	19.896	25.906	16.269	1:02.071	118
8	19.546	25.732	16.305	1:01.583	120	8	19.487	25.628	16.027	1:01.142	119	3	20.424	25.818	16.317	1:02.559	119
9	19.677	25.741	16.016	1:01.434	120	9	19.473	25.687	15.935	1:01.095	119	4	20.691	25.848	15.984	1:02.523	118
10	19.632	25.798	15.987	1:01.417	119	10	19.523	25.722	15.988	1:01.233	119	5	19.878	25.786	16.002	1:01.666	117
No.282 HARASTEY Daniel						No.297 NILSSON Leo						6					
1	23.969	26.978	16.755	1:07.702	118	1	21.834	26.045	16.031	1:03.910	119	6	20.117	25.911	16.025	1:02.053	120
2	19.908	25.825	16.385	1:02.118	118	2	19.690	25.605	15.930	1:01.225	119	7	20.152	26.137	15.864	1:02.153	118
3	20.218	26.300	16.594	1:03.112	120	3	19.640	27.231	16.413	1:03.284	118	8	19.593	25.590	15.991	1:01.174	118
4	20.426	26.241	16.007	1:02.674	119	4	19.640	25.619	15.881	1:01.140	119	9	19.602	25.724	15.979	1:01.305	119
5	19.588	25.785	16.026	1:01.399	119	5	19.534	25.591	15.862	1:00.987	119	10	19.629	26.027	16.727	1:02.383	117
6	20.071	25.913	15.988	1:01.972	120	6	19.553	25.481	15.869	1:00.903	120	No.286 ANZHE Sun					
7	20.097	26.168	15.880	1:02.145	120	7	19.860	26.337	16.053	1:02.250	120	1	25.938	26.387	17.114	1:09.439	118
8	19.648	25.885	15.950	1:01.483	119	8	19.559	25.532	15.903	1:00.994	120	2	19.908	25.773	16.128	1:01.809	119
9	19.719	25.800	15.990	1:01.509	119	9	19.582	25.556	15.913	1:01.051	121	3	20.162	25.868	16.400	1:02.430	120
10	19.686	25.877	16.188	1:01.751	118	10	19.578	25.597	16.252	1:01.427	118	4	20.395	26.293	15.992	1:02.680	120
No.288 BATTIG Chiara						No.298 ROCCHIO Gino						5					
1	23.217	26.547	16.598	1:06.362	119	1	22.363	26.635	16.083	1:05.081	117	5	19.674	25.810	15.990	1:01.474	120
												6					
												7					
												8					

Timekeeper

Race Director



OK
Qualifying Heat B-D
Document 32
Starting Grid

Subject to scrutineering & sporting investigations


31 th	238 DOLEH Zak KR / IAME		16	282 HARASTEY Daniel KR / IAME		32 th
29 th	218 SVAHN Vilmer HENZA / IAME		15	304 GHEYSEN Lucas KR / TM		30 th
27 th	245 FLUXA CROSS Luna KR / IAME		14	301 GIRARDET Alois CRG / IAME		28 th
25 th	216 LUTHARDT Carl HENZA / IAME		13	286 ANZHE Sun KR / IAME		26 th
23 th	276 LOWETTE Beau PAROLIN / TM		12	265 PARKER Skye BIREL ART / TM KART		24 th
21 th	295 KAMENIK Jakub KR / IAME		11	257 SACHSE Bertram HENZA / IAME		22 th
19 th	212 HAKKINEN Ella KR / IAME		10	235 NIKISHOV Nikita KR / IAME		20 th
17 th	205 DRUMMOND Zac KR / IAME		9	243 KAWPENG Sebastien KR / IAME		18 th
15 th	288 BATTIG Chiara KR / IAME		8	263 WOLFE Noah BIREL ART / TM KART		16 th
13 th	230 BOTTARO Davide CRG / IAME		7	298 ROCCHIO Gino TONY KART / VORTEX		14 th
11 th	297 NILSSON Leo KR / IAME		6	223 PRADIER Thomas Cyrille TONY KART / VORTEX		12 th
9 th	249 AKSOY Alp KR / IAME		5	264 IVANNIKOV Vladimir BIREL ART / TM KART		10 th
7 th	231 MARSH Scott KR / IAME		4	222 RASMUSSEN Oliver Fodor TONY KART / VORTEX		8 th
5 th	271 BURNETT Jensen EXPRIT / TM		3	241 KOLOVOS Stylianos Taxiarchis KR / IAME		6 th
3 rd	201 TURNEY Joe KR / IAME		2	246 CRAIGIE Kenzo KR / IAME		4 th
1 st	227 KAMYAB Roman LN / TM		1	202 RAMAEKERS Thibaut KR / IAME		2 nd

POLE POSITION




Start : 27/03 - 17:05 10 Laps = 15.880 km

Timekeeper




Race Director



Champions of the Future 2025 Euro Series: R1 - Campillos (ESP) 26-29/03/2025

Page 1 / 1

www.championskarting.com / RGMCM

 Apex Timing GoRacing 

OK

Qualifying Heat C-F Results

Document 46.1

Subject to scrutineering & sporting investigations




Rnk	No.	Competitor	E. Nat	Driver	D. Nat	Equipment	Laps	Gap	Interv.	Best lap	Spd	Penalty	Points
1	▲1	302	ITA	SHARP Aston	GBR	BIREL ART / TM	10			1:00.914	120.2		50
2	▲2	242	ITA	MARTINESE Iaccopo	ITA	KR / IAME	10	1.092	1.092	1:00.958	118.8		44
3	▼2	206	ITA	PESL Jindrich	CZE	TONY KART / VORTEX	10	1.393	0.301	1:01.038	119.8		41
4	▲2	244	ITA	FRANCIS Lewis	AUS	KR / IAME	10	2.037	0.644	1:00.983	119.5		38
5	▼2	251	ITA	MICALLEF Jacob	MLT	KR / IAME	10	2.766	0.729	1:01.109	119.7		36
6	▼1	287	FRA	SMITH Joseph	GBR	KR / IAME	10	3.877	1.111	1:01.004	120.4		34
7	▲3	217	NED	KOIVISTO Emeeli	FIN	HENZA / IAME	10	5.313	1.436	1:01.116	118.5		32
8	▲1	214	SWE	PAVAN Sebastiano	ITA	TONY KART / TM	10	5.591	0.278	1:01.068	118.9		30
9	▲4	253	EST	KUKLANE Roland	EST	KR / TM	10	6.094	0.503	1:01.015	120.5		28
10	▲2	299	ITA	NETO Maria	POR	CRG / IAME	10	8.286	2.192	1:01.314	117.0		27
11	▲14	268	ESP	GARCIA LOPEZ Aaron	ESP	KR	10	8.788	0.502	1:00.911	118.9		26
12	▼4	305	ITA	FIRHAND Qarrar	INA	PAROLIN / TM	10	9.457	0.669	1:01.415	119.0		25
13	▲7	278	BEL	KLEMETSEN Vegard	NOR	KR / IAME	10	9.582	0.125	1:01.048	119.1		24
14	▼7	213	SWE	KACZYNSKI Elliot	SWE	TONY KART / TM	10	10.607	1.025	1:01.385	121.1		23
15	▼1	259	GBR	STADTLER Oliver	GER	KR / IAME	10	10.747	0.140	1:01.099	119.4		22
16	=	255	ITA	ZHAO Zijun	CHN	KR / IAME	10	10.974	0.227	1:01.312	119.1		21
17	▼6	306	ITA	ANDRIOTIS Paul	SUI	ENERGY CORSE / TM	10	11.388	0.414	1:01.049	119.6		20
18	▲4	228	ITA	MINNS Sebastian	GBR	CRG / IAME	10	12.244	0.856	1:01.446	120.0		19
19	▼1	275	ITA	MARTI Hugo	ESP	PAROLIN / TM	10	12.358	0.114	1:01.431	119.6		18
20	▼3	239	GBR	SAVELEV Makar	KGZ	KR / IAME	10	12.700	0.342	1:01.488	119.6		17
21	▲2	211	GBR	GALAN Oskar	POL	KR / IAME	10	13.796	1.096	1:01.373	119.4		16
22	▼7	296	FIN	GARST Marco	DEN	KR / IAME	10	14.322	0.526	1:01.389	120.1		15
23	▲4	260	POL	CEGIELSKI Franciszek	POL	KR / TM	10	14.422	0.100	1:01.327	120.5		14
24	▼5	252	ITA	MATSUI Sara	JPN	KR / IAME	10	14.698	0.276	1:01.512	116.9		13
25	▼1	267	ESP	TORT MAS Lluís	ESP	KR	10	14.793	0.095	1:01.563	118.7		12
26	=	310	BEL	MEUNIER Senna	BEL	KR	10	14.937	0.144	1:01.426	121.3		11
27	▼6	220	NED	HELDER Jorn	NED	HENZA / IAME	10	15.338	0.401	1:01.457	119.8		10
28	▲1	309	GBR	KARA OSMAN Amin	GER	EXPRIT / TM	10	15.746	0.408	1:01.514	120.0		9
29	▲3	237	ITA	NOUGUEYREDE Clovis	FRA	CRG / IAME	10	16.132	0.386	1:01.647	119.0		8
30	=	225	GBR	SUN Yibei	ITA	LN / TM	10	17.393	1.261	1:01.556	119.7		7
31	=	269	ESP	ALATORRE ARTIGAS Mariano	ESP	KR	10	23.398	6.005	1:02.079	115.5		6
32	▼4	293	CZE	POKORNY Daniel	CZE	EXPRIT	10	28.044	4.646	1:01.479	118.4	+10.000	5

No.293 POKORNY Daniel : 5 sec time penalty in the above mentioned session - Warning Flag (art. 24.1 Sporting Regulations). According to Stewards' Decision No.30.
 No.293 POKORNY Daniel : 5 sec time penalty for incorrectly installed Front Fairing or incorrect position of front fairing. According to Stewards' Decision No.31.

Leaders : No.302 SHARP Aston (1-10)

Start Time : 27/03 - 16:28:00 Best lap : No.268 GARCIA LOPEZ Aaron 1:00.911 93.85 kph
 Weather : Scattered cloud Air : 18°C Track : Dry Event Record : No.277 COSTOYA Christian 59.897 95.44 kph

No.293 02:42 Lap 2

Steward #1  Steward #2  Steward #3 





DOCUMENT N° 31

DÉCISION DES COMMISSAIRES SPORTIFS
STEWARDS' DECISION

PÉNALITÉ INFLIGÉE AU CONCURRENT (NOM) : HAGEMANN RACING
PENALTY INFLICTED UPON THE ENTRANT (NAME):

NATIONALITÉ / NATIONALITY: CZE

N°: 293 PILOTE : POKORNY Daniel
No.: DRIVER :

Concerne la partie de l'Épreuve : OK - Qualifying Heat C-F
Concerns the part of the event:

ÉNONCÉ / STATEMENT:

5 sec time penalty for incorrectly installed Front Fairing or incorrect position of front fairing

MOTIF / REASON:

The Stewards having received a report from the Scrutineers / Judges of fact, having examined this report, have considered the following matter, determine the following: _ The Driver mentioned above had his Front Fairing in an incorrect position when the Chequered Flag was waved. _ This fact is a violation against Art.2.3.3 of the 2025 CIK-FIA General Prescriptions. _ The Stewards impose this penalty according to Art.2.3.3 of the 2025 General Prescriptions and Art.12.3 of the 2025 FIA International Sporting Code. The Competitor is reminded that, in accordance with Art.2.3.3 of the 2025 CIK-FIA General Prescriptions the above penalty is not susceptible to appeal.

Décision annoncée
Decision announced

Date / Date: 27/03/2025

Heure / Time: 16:46

Nom / Name

Signature

Président du Collège / Chairman of the Panel:

Kris LAMBRECHT (BEL)

Membres du Collège / Members of the Panel:

Pere SAURA (ESP)

Jose M. MONTES (ESP)

NOTIFICATION AU CONCURRENT CONCERNÉ / NOTIFICATION TO THE RELEVANT ENTRANT

Je soussigné :
I undersigned: Nom personnel / personal name

Représentant du Concurrent : HAGEMANN RACING
Representing the Entrant: Nom du Concurrent / Entrant's name

Certifie avoir reçu notification du document N° 31 des Commissaires Sportifs de l'Épreuve.
Certify that I have been notified of document No. by the Stewards of the Meeting.

Date : Heure / Time: Signature :

DOCUMENT N° 30

DÉCISION DES COMMISSAIRES SPORTIFS
STEWARDS' DECISIONPÉNALITÉ INFLIGÉE AU CONCURRENT (NOM) : HAGEMANN RACING
PENALTY INFLICTED UPON THE ENTRANT (NAME):

NATIONALITÉ / NATIONALITY: CZE

N°: 293
No.:PILOTE : POKORNY Daniel
DRIVER:Concerne la partie de l'Épreuve : OK - Qualifying Heat C-F
Concerns the part of the event:ÉNONCÉ / STATEMENT:

5 sec time penalty in the above mentioned session

MOTIF / REASON:

The Driver no. 293 caused a contact with kart no. 225 near MP 4 in lap 2. The driver concerned forced kart no 225 to loose his position (reported by Judge of Facts after video control, requested by Race Director, Doc n° 23). Having considered the report concerned and relevant video sequence the Stewards judged this incident as a violation against the article 24.1 of the Championship Sporting Regulations and art. 3.2.6.e of the 2025 Karting Code of Driving Conduct. The Competitor is reminded that, in accordance with art. 12.3.4 of the 2025 FIA International Sporting Code and art. 24.2 of the Championship Sporting Regulations the above penalty is not susceptible to appeal.

Décision annoncée
Decision announced

Date / Date: 27/03/2025

Heure / Time: 16:45

Nom / Name

Signature

Président du Collège / Chairman of the Panel:

Kris LAMBRECHT (BEL)



Membres du Collège / Members of the Panel:

Pere SAURA (ESP)



Jose M. MONTES (ESP)

NOTIFICATION AU CONCURRENT CONCERNÉ / NOTIFICATION TO THE RELEVANT ENTRANT

Je soussigné :

I undersigned: Nom personnel / personal name

Représentant du Concurrent : HAGEMANN RACING

Representing the Entrant: Nom du Concurrent / Entrant's name

Certifie avoir reçu notification du document N° 30
Certify that I have been notified of document No.des Commissaires Sportifs de l'Épreuve.
by the Stewards of the Meeting.

Date :

Heure / Time:

Signature :

OK

Qualifying Heat C-F

For information purposes. No official / regulatory value

Lap Chart

	1	2	3	4	5	6	7	8	9	10	11	12	13	14	15	16	17	18	19	20	21	22	23	24	25	26	27	28	29	30	31	32
Grid	206	302	251	242	287	244	213	305	214	217	306	299	253	259	296	255	239	275	252	278	220	228	211	267	268	310	260	293	309	225	269	237
Start	206	302	251	287	242	213	244	214	305	217	306	299	253	296	259	239	255	275	252	278	220	211	228	268	260	267	310	293	225	309	237	269
Lap 1 Interval	302	206	242	251	244	287	214	213	217	305	299	296	253	275	255	228	259	306	239	278	268	252	260	220	211	267	225	237	293	310	309	269
	0.2	0.3	0.3	0.5	0.3	0.1	0.2	0.2	0.1	0.2	0.3	0.1	0.6	0.1	0.8	0.1	0.2	0.0	0.1	0.1	0.1	0.1	0.2	0.3	0.8	0.3	0.1	0.1	0.3	0.1	0.1	0.1
Lap 2	302	242	206	251	244	287	214	217	213	299	305	253	275	296	255	228	259	278	268	306	239	260	252	220	211	267	237	309	310	269	225	293
	0.5	0.1	0.3	0.4	1.1	0.0	0.2	0.1	0.1	0.9	0.0	0.2	0.0	0.1	0.3	0.2	0.4	0.7	0.4	0.0	0.1	0.1	0.1	0.0	0.2	1.2	0.3	0.1	0.3	1.2	0.8	1.0
Lap 3	302	242	206	251	244	287	214	217	299	213	253	305	255	259	278	228	275	268	306	296	239	252	260	220	211	267	237	309	310	269	225	293
	0.5	0.3	0.2	0.2	1.7	0.3	0.0	0.3	0.1	0.5	0.4	0.4	0.4	0.7	0.8	0.1	0.1	0.0	0.2	0.0	0.2	0.4	0.5	0.2	0.1	0.0	0.1	0.1	0.1	2.6	0.1	0.9
Lap 4	302	242	206	244	251	287	217	214	299	213	253	305	255	259	278	268	228	275	239	306	296	260	252	211	220	267	237	310	309	225	293	269
	0.5	0.4	0.5	0.2	1.3	1.0	0.1	0.2	0.2	0.2	0.0	0.5	0.4	0.4	0.6	0.6	0.1	0.6	0.1	0.4	0.2	0.4	0.4	0.0	0.1	0.0	0.0	0.4	0.3	2.1	0.7	0.3
Lap 5	302	242	206	244	251	287	217	214	299	253	213	305	255	259	278	268	228	275	306	239	296	260	252	211	267	220	310	309	237	225	293	269
	0.5	0.6	0.4	0.4	1.3	0.8	0.2	0.4	0.2	0.4	0.2	0.2	0.2	0.2	0.7	0.5	0.7	0.4	0.6	0.0	0.1	0.3	0.7	0.3	0.2	0.2	0.5	0.3	0.2	1.6	0.6	1.4
Lap 6	302	242	206	244	251	287	217	214	253	299	213	305	259	278	255	268	228	275	306	296	239	260	252	211	267	220	310	309	237	225	293	269
	0.6	0.7	0.3	0.6	1.3	0.9	0.3	0.9	0.1	0.2	0.2	0.4	0.4	0.4	0.1	0.1	1.4	0.4	0.2	0.7	0.1	0.0	0.7	0.1	0.4	0.2	0.3	0.3	0.3	1.4	0.6	2.3
Lap 7	302	242	206	244	251	287	217	214	253	213	299	305	259	278	268	255	228	306	275	296	239	260	211	252	267	220	310	309	237	225	293	269
	0.7	0.8	0.2	0.7	1.2	1.0	0.4	0.7	0.7	0.1	0.0	0.2	0.3	0.3	0.5	1.3	0.6	0.3	0.3	0.2	0.2	0.1	0.8	0.0	0.3	0.2	0.1	0.4	0.6	1.3	0.5	2.9
Lap 8	302	242	206	244	251	287	217	214	253	299	305	213	278	268	259	255	228	306	275	296	239	260	211	252	267	310	309	220	237	225	293	269
	0.8	0.6	0.3	0.7	1.2	1.2	0.5	0.6	1.6	0.2	0.0	0.1	0.0	0.1	0.6	1.3	0.2	0.5	0.2	0.2	0.2	0.3	0.5	0.3	0.2	0.5	0.4	0.1	0.5	1.2	0.4	3.6
Lap 9	302	242	206	244	251	287	217	214	253	299	268	305	213	278	259	255	306	228	275	239	296	260	211	252	267	310	220	309	237	225	293	269
	0.7	0.6	0.3	0.8	1.3	1.2	0.4	0.5	1.8	0.7	0.2	0.2	0.1	0.3	0.2	1.2	0.0	0.3	0.4	0.2	0.2	0.0	0.5	0.5	0.2	0.2	0.6	0.1	0.4	1.2	0.5	4.1
Lap 10	302	242	206	244	251	287	217	214	253	299	268	305	278	213	259	255	306	228	275	239	211	296	260	252	267	310	220	309	237	225	293	269
	1.0	0.3	0.6	0.7	1.1	1.4	0.2	0.5	2.1	0.5	0.6	0.1	1.0	0.1	0.2	0.4	0.8	0.1	0.3	1.0	0.5	0.1	0.2	0.0	0.1	0.4	0.4	0.3	1.2	0.6	5.3	

Timekeeper *Albert Perez*

Race Director *[Signature]*



OK
Qualifying Heat C-F Analysis

For information purposes. No official / regulatory value

Laps	Sector 1	Sector 2	Sector 3	Lap Time	Spd	Laps	Sector 1	Sector 2	Sector 3	Lap Time	Spd	Laps	Sector 1	Sector 2	Sector 3	Lap Time	Spd
No.206 PESL Jindrich						7	19.634	25.776	16.004	1:01.414	118	3	20.653	26.208	16.667	1:03.528	118
1	20.548	25.967	15.942	1:02.457	119	8	19.541	25.663	16.043	1:01.247	118	4	19.681	25.771	16.256	1:01.708	119
2	19.710	25.753	16.320	1:01.783	120	9	19.505	25.721	15.969	1:01.195	118	5	19.731	25.804	16.043	1:01.578	118
3	19.707	25.722	15.977	1:01.406	120	10	19.511	25.612	15.945	1:01.068	118	6	19.651	25.831	16.059	1:01.541	117
4	19.590	25.691	15.886	1:01.167	120	No.217 KOIVISTO Emeeli						7	19.612	25.920	16.088	1:01.620	118
5	19.587	25.708	15.892	1:01.187	119	1	22.030	25.812	16.216	1:04.058	120	8	19.692	25.995	16.079	1:01.766	119
6	19.576	25.606	15.881	1:01.063	119	2	19.815	26.008	16.079	1:01.902	119	9	19.643	26.203	16.242	1:02.088	119
7	19.584	25.681	15.911	1:01.176	119	3	20.006	25.799	16.077	1:01.882	120	10	19.769	25.862	16.215	1:01.846	119
8	19.537	25.671	15.875	1:01.083	119	4	19.988	25.764	15.942	1:01.694	118	No.237 NOUGUEYREDE Clovis					
9	19.543	25.632	15.863	1:01.038	119	5	19.580	25.621	15.915	1:01.116	118	1	23.170	28.043	16.450	1:07.663	119
10	19.573	25.598	15.891	1:01.062	120	6	19.594	25.582	15.987	1:01.163	117	2	20.539	25.920	16.072	1:02.531	118
No.211 GALAN Oskar						7	19.618	25.744	15.954	1:01.316	118	3	19.591	25.794	16.345	1:01.730	118
1	23.642	28.084	16.580	1:08.306	117	8	19.572	25.652	15.971	1:01.195	118	4	20.278	25.849	16.106	1:02.233	120
2	19.689	25.725	16.255	1:01.669	119	9	19.582	25.713	15.980	1:01.275	118	5	20.932	26.053	16.027	1:03.012	119
3	20.156	25.919	16.985	1:03.060	117	10	19.613	25.666	15.943	1:01.222	118	6	19.701	25.891	16.135	1:01.727	119
4	19.851	25.819	16.444	1:02.114	118	No.220 HELDER Jorn						7	19.677	26.042	16.058	1:01.777	118
5	19.806	25.773	16.209	1:01.788	118	1	23.599	27.727	16.213	1:07.539	118	8	19.638	25.982	16.141	1:01.761	120
6	19.588	25.823	15.962	1:01.373	119	2	19.883	25.883	16.676	1:02.442	119	9	19.623	26.007	16.017	1:01.647	119
7	19.699	25.849	16.100	1:01.648	119	3	20.035	25.967	16.996	1:02.998	117	10	19.680	25.969	16.007	1:01.656	119
8	19.597	25.826	16.007	1:01.430	119	4	19.684	25.930	16.744	1:02.358	119	No.239 SAVELEV Makar					
9	19.608	25.913	16.029	1:01.550	118	5	20.210	25.876	16.032	1:02.118	119	1	23.296	26.961	16.432	1:06.689	116
10	19.651	26.035	16.042	1:01.728	118	6	19.665	25.961	16.031	1:01.657	119	2	20.157	26.315	16.493	1:02.965	117
No.213 KACZYNSKI Elliot						7	19.659	25.881	16.047	1:01.587	119	3	20.158	26.187	16.060	1:02.405	120
1	21.718	26.232	16.201	1:04.151	120	8	20.556	25.954	16.041	1:02.551	120	4	20.021	25.729	16.006	1:01.756	119
2	19.892	26.253	16.108	1:02.253	120	9	19.652	25.814	16.106	1:01.572	118	5	19.693	25.725	16.493	1:01.911	120
3	20.027	26.185	16.049	1:02.261	121	10	19.585	25.745	16.127	1:01.457	119	6	19.650	25.872	16.428	1:01.950	120
4	20.042	25.777	16.058	1:01.877	120	No.225 SUN Yibei						7	19.708	25.787	16.023	1:01.518	119
5	20.099	25.809	16.015	1:01.923	120	1	23.322	27.793	16.726	1:07.841	120	8	19.726	25.784	16.131	1:01.641	120
6	19.672	25.754	15.959	1:01.385	121	2	21.225	27.761	16.315	1:05.301	118	9	19.689	25.792	16.068	1:01.549	118
7	19.681	25.806	16.051	1:01.538	120	3	20.075	26.036	16.101	1:02.212	121	10	19.648	25.778	16.062	1:01.488	119
8	19.639	26.175	16.603	1:02.417	117	4	20.004	26.048	16.036	1:02.088	119	No.242 MARTINESE Iaccopo					
9	20.480	25.810	15.965	1:02.255	120	5	19.769	25.861	16.064	1:01.694	119	1	20.733	25.907	15.973	1:02.613	118
10	20.032	26.069	16.264	1:02.365	119	6	19.725	25.814	16.017	1:01.556	119	2	19.590	25.728	15.979	1:01.297	119
No.214 PAVAN Sebastiano						7	19.744	25.884	16.003	1:01.631	119	3	19.576	25.662	15.960	1:01.198	118
1	21.418	26.264	16.183	1:03.865	118	8	19.756	25.859	16.089	1:01.704	120	4	19.568	25.616	15.919	1:01.103	118
2	19.820	26.124	16.138	1:02.082	118	9	19.740	25.831	16.044	1:01.615	120	5	19.481	25.583	15.894	1:00.958	118
3	20.072	25.843	16.143	1:02.058	118	10	19.726	25.783	16.148	1:01.657	118	6	19.486	25.612	15.907	1:01.005	118
4	20.137	25.845	15.915	1:01.897	119	No.228 MINNS Sebastian						7	19.461	25.707	15.906	1:01.074	118
5	19.641	25.683	15.931	1:01.255	119	1	22.962	26.565	16.336	1:05.863	117	8	19.552	25.682	15.982	1:01.216	118
6	19.642	25.701	15.915	1:01.258	118	2	19.651	25.829	15.966	1:01.446	119	9	19.505	25.637	15.909	1:01.051	118

 Timekeeper 

 Race Director 


OK
Qualifying Heat C-F Analysis

For information purposes. No official / regulatory value

Laps	Sector 1	Sector 2	Sector 3	Lap Time	Spd	Laps	Sector 1	Sector 2	Sector 3	Lap Time	Spd	Laps	Sector 1	Sector 2	Sector 3	Lap Time	Spd
10	19.524	25.742	16.159	1:01.425	118	6	19.681	25.672	16.108	1:01.461	119	2	19.730	25.793	16.040	1:01.563	118
No.244 FRANCIS Lewis						7	19.603	25.736	15.876	1:01.215	120	3	20.077	25.910	16.881	1:02.868	116
1	21.191	25.899	16.330	1:03.420	118	8	19.597	25.675	15.912	1:01.184	120	4	20.013	25.962	16.295	1:02.270	118
2	19.646	25.628	16.047	1:01.321	120	9	19.549	25.653	15.865	1:01.067	120	5	20.009	25.774	16.026	1:01.809	118
3	19.655	25.592	15.930	1:01.177	120	10	19.549	25.602	15.864	1:01.015	120	6	19.734	25.836	16.042	1:01.612	117
4	19.576	25.706	15.940	1:01.222	119	No.255 ZHAO Zijun						7	19.679	25.877	16.010	1:01.566	118
5	19.523	25.573	15.926	1:01.022	119	1	23.055	26.111	16.209	1:05.375	118	8	19.701	25.927	16.076	1:01.704	118
6	19.527	25.538	15.918	1:00.983	119	2	19.755	25.756	16.521	1:02.032	119	9	19.829	25.916	16.016	1:01.761	117
7	19.546	25.658	15.863	1:01.067	119	3	20.510	25.659	15.944	1:02.113	119	10	19.746	25.925	16.184	1:01.855	119
8	19.524	25.639	16.004	1:01.167	120	4	19.621	25.826	16.002	1:01.449	119	No.268 GARCIA LOPEZ Aaron					
9	19.539	25.601	15.917	1:01.057	119	5	19.582	25.753	15.977	1:01.312	119	1	23.109	27.206	16.101	1:06.416	118
10	19.620	25.646	16.096	1:01.362	117	6	19.659	26.145	16.480	1:02.284	119	2	19.911	25.932	16.217	1:02.060	117
No.251 MICALLEF Jacob						7	19.938	25.899	15.962	1:01.799	119	3	19.473	26.680	16.221	1:02.374	120
1	21.007	25.937	16.162	1:03.106	119	8	19.871	25.827	16.087	1:01.785	119	4	19.801	25.623	15.955	1:01.379	117
2	19.796	25.607	15.992	1:01.395	120	9	19.884	26.110	16.040	1:02.034	120	5	19.426	25.624	15.879	1:00.929	118
3	19.688	25.653	16.000	1:01.341	120	10	19.691	25.999	16.244	1:01.934	120	6	19.382	25.595	15.934	1:00.911	118
4	19.682	26.053	15.997	1:01.732	120	No.259 STADTLER Oliver						7	19.538	25.649	15.952	1:01.139	118
5	19.667	25.645	15.958	1:01.270	119	1	23.217	26.850	16.378	1:06.445	118	8	19.469	25.996	16.038	1:01.503	121
6	19.619	25.592	15.898	1:01.109	119	2	19.747	25.773	16.017	1:01.537	119	9	19.743	25.819	15.971	1:01.533	118
7	19.581	25.707	15.942	1:01.230	119	3	20.255	26.065	15.963	1:02.283	119	10	19.512	25.643	15.936	1:01.091	118
8	19.544	25.617	15.969	1:01.130	119	4	19.526	25.743	15.935	1:01.204	119	No.269 ALATORRE ARTIGAS Mariano					
9	19.570	25.650	15.972	1:01.192	119	5	19.559	25.578	15.962	1:01.099	119	1	23.404	28.236	16.758	1:08.398	117
10	19.592	25.634	15.986	1:01.212	119	6	19.620	25.773	16.008	1:01.401	118	2	20.687	26.610	16.260	1:03.557	116
No.252 MATSUI Sara						7	19.493	25.757	15.953	1:01.203	120	3	20.502	26.209	16.234	1:02.945	116
1	23.455	27.236	16.328	1:07.019	117	8	19.789	26.456	16.082	1:02.327	120	4	20.389	26.244	16.728	1:03.361	116
2	20.082	26.021	16.747	1:02.850	117	9	20.392	26.086	15.957	1:02.435	119	5	20.224	26.232	16.181	1:02.637	114
3	20.058	26.037	16.336	1:02.431	117	10	19.615	26.085	16.297	1:01.997	119	6	20.026	26.316	16.189	1:02.531	116
4	20.005	25.870	17.015	1:02.890	114	No.260 CEGIELSKI Franciszek						7	19.732	26.079	16.268	1:02.079	115
5	19.708	25.754	16.118	1:01.580	116	1	22.879	27.513	16.144	1:06.536	119	8	19.796	26.228	16.274	1:02.298	116
6	19.643	25.799	16.070	1:01.512	116	2	20.076	25.900	16.469	1:02.445	119	9	19.774	26.288	16.204	1:02.266	116
7	19.696	25.840	16.341	1:01.877	118	3	19.806	26.452	16.895	1:03.153	118	10	20.169	26.183	16.560	1:02.912	114
8	19.721	25.910	16.105	1:01.736	117	4	19.662	25.927	16.291	1:01.880	118	No.275 MARTI Hugo					
9	19.718	25.925	16.125	1:01.768	117	5	19.597	25.770	15.960	1:01.327	120	1	22.887	26.051	16.206	1:05.144	119
10	19.763	26.006	16.273	1:02.042	117	6	19.598	25.910	16.034	1:01.542	121	2	19.691	25.813	16.435	1:01.939	119
No.253 KUKLANE Roland						7	19.832	25.816	15.986	1:01.634	120	3	20.937	26.388	16.906	1:04.231	119
1	22.837	25.916	16.065	1:04.818	120	8	19.773	26.013	16.000	1:01.786	120	4	20.515	25.722	15.977	1:02.214	119
2	19.811	25.918	16.600	1:02.329	117	9	19.718	25.827	15.988	1:01.533	121	5	19.652	25.755	16.024	1:01.431	119
3	20.026	25.706	15.928	1:01.660	120	10	19.832	26.166	16.902	1:02.900	118	6	19.671	25.822	16.031	1:01.524	118
4	19.676	25.688	16.026	1:01.390	120	No.267 TORT MAS Lluís						7	19.700	26.318	16.059	1:02.077	118
5	19.847	25.632	15.869	1:01.348	120	1	23.219	27.853	16.989	1:08.061	116	8	19.786	25.879	16.013	1:01.678	119

 Timekeeper 

 Race Director 


OK

Qualifying Heat C-F Analysis

For information purposes. No official / regulatory value

Laps	Sector 1	Sector 2	Sector 3	Lap Time	Spd	Laps	Sector 1	Sector 2	Sector 3	Lap Time	Spd	Laps	Sector 1	Sector 2	Sector 3	Lap Time	Spd
No.278 KLEMETSEN Vegard						No.299 NETO Maria						No.306 ANDRIOTIS Paul					
9	19.731	25.854	16.011	1:01.596	119	5	19.687	25.693	16.041	1:01.421	121	1	23.234	26.733	16.975	1:06.942	116
10	19.710	25.806	16.092	1:01.608	120	6	19.794	25.811	16.109	1:01.714	119	2	20.496	25.934	16.503	1:02.933	116
1	23.144	27.396	16.137	1:06.677	118	7	19.642	25.798	15.949	1:01.389	120	3	19.680	26.041	16.403	1:02.124	119
2	19.817	25.628	16.091	1:01.536	119	8	19.729	25.839	16.036	1:01.604	120	4	20.644	25.770	16.092	1:02.506	119
3	19.914	26.168	16.629	1:02.711	118	9	19.769	25.818	16.453	1:02.040	120	5	19.530	25.683	16.232	1:01.445	119
4	19.463	25.627	15.958	1:01.048	119	10	19.797	26.378	16.716	1:02.891	118	6	19.543	25.712	15.937	1:01.192	118
5	19.485	25.720	15.909	1:01.114	118	No.302 SHARP Aston						7	19.585	25.984	15.900	1:01.469	118
6	19.483	25.592	16.093	1:01.168	118	1	22.213	25.990	16.175	1:04.378	118	8	19.628	25.786	16.001	1:01.415	119
7	19.493	25.675	15.922	1:01.090	119	2	19.706	26.047	16.043	1:01.796	119	9	19.609	25.884	16.272	1:01.765	120
8	19.574	25.946	16.230	1:01.750	119	3	19.972	25.907	16.101	1:01.980	118	10	19.551	25.608	15.890	1:01.049	119
9	20.566	25.842	15.918	1:02.326	120	4	19.996	25.753	15.990	1:01.739	118	No.309 KARA OSMAN Amin					
10	19.712	25.584	15.854	1:01.150	120	5	19.653	25.802	15.960	1:01.415	117	1	23.422	28.555	16.557	1:08.534	120
No.287 SMITH Joseph						6	19.618	25.828	16.438	1:01.884	118	2	20.345	25.892	16.009	1:02.246	120
1	21.113	25.970	16.817	1:03.900	116	7	19.745	25.821	16.374	1:01.940	119	3	19.676	25.838	16.071	1:01.585	121
2	19.813	26.105	16.233	1:02.151	118	8	19.629	25.982	16.340	1:01.951	117	4	20.908	25.925	16.028	1:02.861	121
3	20.000	25.745	15.980	1:01.725	119	9	19.588	25.754	15.972	1:01.314	117	5	20.026	25.958	15.991	1:01.975	120
4	19.520	25.653	15.922	1:01.095	119	10	19.565	25.798	15.966	1:01.329	118	6	19.683	25.891	15.992	1:01.566	120
5	19.620	25.689	15.964	1:01.273	119	No.305 FIRHAND Qarrar						7	19.623	25.895	15.996	1:01.514	120
6	19.568	25.606	15.924	1:01.098	118	1	20.253	25.938	15.977	1:02.168	119	8	19.759	25.976	16.016	1:01.751	120
7	19.574	25.690	15.905	1:01.169	118	2	19.722	25.718	15.918	1:01.358	120	9	19.654	26.108	16.120	1:01.882	120
8	19.560	25.636	15.879	1:01.075	119	3	19.566	25.734	15.917	1:01.217	120	10	19.676	25.954	16.059	1:01.689	120
9	19.584	25.718	15.970	1:01.272	118	4	19.545	25.639	15.902	1:01.086	120	No.310 MEUNIER Senna					
10	19.558	25.558	15.888	1:01.004	120	5	19.498	25.583	15.894	1:00.975	120	1	23.226	28.758	16.709	1:08.693	121
No.293 POKORNY Daniel						6	19.485	25.554	15.875	1:00.914	120	2	20.681	25.913	16.025	1:02.619	121
1	23.219	28.233	16.862	1:08.314	118	7	19.459	25.624	15.902	1:00.985	120	3	19.679	25.791	16.109	1:01.579	121
2	20.973	27.313	17.611	1:05.897	114	8	19.522	25.712	15.860	1:01.094	120	4	20.499	25.714	16.078	1:02.291	121
3	19.962	26.023	16.099	1:02.084	118	9	19.465	25.761	15.906	1:01.132	120	5	20.273	25.743	16.046	1:02.062	120
4	19.666	26.082	16.186	1:01.934	117	10	19.472	25.695	15.927	1:01.094	120	6	19.586	25.725	16.167	1:01.478	121
5	19.647	25.874	16.058	1:01.579	117	No.296 GARST Marco						7	19.642	25.813	15.971	1:01.426	121
6	19.663	25.930	16.011	1:01.604	118	1	21.796	26.092	16.431	1:04.319	118	8	19.872	25.834	16.025	1:01.731	121
7	19.598	25.883	15.998	1:01.479	118	2	19.838	26.521	16.626	1:02.985	115	9	19.660	25.887	15.974	1:01.521	121
8	19.600	25.947	16.025	1:01.572	118	3	20.322	25.861	16.016	1:02.199	118	10	19.934	25.769	16.034	1:01.737	122
9	19.730	25.956	16.107	1:01.793	117	4	19.644	25.854	15.991	1:01.489	118						
10	19.729	25.924	16.066	1:01.719	118	5	19.648	25.786	16.067	1:01.501	118						
						6	19.646	25.746	16.023	1:01.415	119						
						7	19.659	25.781	16.028	1:01.468	120						
						8	19.800	25.959	16.415	1:02.174	116						
						9	19.710	26.238	16.099	1:02.047	118						
						10	19.624	25.846	16.002	1:01.472	117						

Timekeeper *Albert Perez*

Race Director *[Signature]*



OK

Qualifying Heat C-F

Document 31

Starting Grid

Subject to scrutineering & sporting investigations

31 th	269 ALATORRE ARTIGAS Mariano KR	ESP	16	237 NOUGUEYREDE Clovis CRG / IAME	FRA	32 th
29 th	309 KARA OSMAN Amin EXPRIT / TM	GER	15	225 SUN Yibei LN / TM	ITA	30 th
27 th	260 CEGIELSKI Franciszek KR / TM	POL	14	293 POKORNY Daniel EXPRIT	CZE	28 th
25 th	268 GARCIA LOPEZ Aaron KR	ESP	13	310 MEUNIER Senna KR	BEL	26 th
23 th	211 GALAN Oskar KR / IAME	POL	12	267 TORT MAS Lluís KR	ESP	24 th
21 th	220 HELDER Jorn HENZA / IAME	NED	11	228 MINNS Sebastian CRG / IAME	GBR	22 th
19 th	252 MATSUI Sara KR / IAME	JPN	10	278 KLEMETSEN Vegard KR / IAME	NOR	20 th
17 th	239 SAVELEV Makar KR / IAME	KGZ	9	275 MARTI Hugo PAROLIN / TM	ESP	18 th
15 th	296 GARST Marco KR / IAME	DEN	8	255 ZHAO Zijun KR / IAME	CHN	16 th
13 th	253 KUKLANE Roland KR / TM	EST	7	259 STADTLER Oliver KR / IAME	GER	14 th
11 th	306 ANDRIOTIS Paul ENERGY CORSE / TM	SUI	6	299 NETO Maria CRG / IAME	POR	12 th
9 th	214 PAVAN Sebastiano TONY KART / TM	ITA	5	217 KOIVISTO Emeeli HENZA / IAME	FIN	10 th
7 th	213 KACZYNSKI Elliot TONY KART / TM	SWE	4	305 FIRHAND Qarrar PAROLIN / TM	INA	8 th
5 th	287 SMITH Joseph KR / IAME	GBR	3	244 FRANCIS Lewis KR / IAME	AUS	6 th
3 rd	251 MICALLEF Jacob KR / IAME	MLT	2	242 MARTINESE Iacopo KR / IAME	ITA	4 th
1 st	206 PESL Jindrich TONY KART / VORTEX	CZE	1	302 SHARP Aston BIREL ART / TM	GBR	2 nd

POLE POSITION



Start : 27/03 - 16:25 10 Laps = 15.880 km

Timekeeper

Race Director

Champions of the Future 2025 Euro Series: R1 - Campillos (ESP) 26-29/03/2025

Page 1 / 1

www.championskarting.com / RGMCM

Apex Timing GoRacing **APEX**

OK

Qualifying Heat A-B

Document 45.1

Results

Subject to scrutineering & sporting investigations

Rnk	No.	Competitor	E. Nat	Driver	D. Nat	Equipment	Laps	Gap	Interv.	Best lap	Spd	Penalty	Points
1	277	PAROLIN MOTORSPORT	ITA	COSTOYA Christian	ESP	PAROLIN / TM	10			1:00.509	119.7		50
2	201	KR MOTORSPORT	ITA	TURNEY Joe	GBR	KR / IAME	10	1.849	1.849	1:00.703	119.9		44
3	229	CRG RACING TEAM	ITA	GUSTAFSSON Viktor	SWE	CRG / TM	10	2.467	0.618	1:00.763	118.0		41
4	227	RICKY FLYNN MOTORSPORT	GBR	KAMYAB Roman	GBR	LN / TM	10	2.920	0.453	1:00.718	120.7		38
5	273	FORZA RACING	GBR	WHERRELL Lewis	GBR	EXPRIT / TM	10	3.518	0.598	1:00.708	121.6		36
6	249	PREMA RACING SRL	ITA	AKSOY Alp	TUR	KR / IAME	10	4.065	0.547	1:00.795	120.1		34
7	256	PREMA RACING SRL	ITA	VAN LANGENDONCK Dries	BEL	KR / IAME	10	4.415	0.350	1:00.688	119.4		32
8	231	DPK RACING	ESP	MARSH Scott	GBR	KR / IAME	10	4.619	0.204	1:00.833	119.6		30
9	205	FUSION MOTORSPORT	GBR	DRUMMOND Zac	GBR	KR / IAME	10	6.568	1.949	1:00.808	120.2		28
10	266	BIREL ART RACING	ITA	GONZALEZ Eloi	ESP	BIREL ART / TM KART	10	7.074	0.506	1:00.848	121.1		27
11	248	PREMA RACING SRL	ITA	ANAGOSTIADIS James	AUS	KR / IAME	10	8.509	1.435	1:00.771	122.0		26
12	230	CRG RACING TEAM	ITA	BOTTARO Davide	ITA	CRG / IAME	10	9.843	1.334	1:00.927	120.4		25
13	262	KRZ MOTORSPORT	POL	LYZEN Borys	POL	KR / TM	10	10.756	0.913	1:00.859	120.9		24
14	233	KOSKI MOTORSPORT	FIN	KINMARK Oliver	SWE	KR / IAME	10	10.787	0.031	1:00.770	121.7		23
15	297	DPK RACING	ESP	NILSSON Leo	SWE	KR / IAME	10	10.911	0.124	1:00.744	120.3		22
16	271	FORZA RACING	GBR	BURNETT Jensen	CAN	EXPRIT / TM	10	10.961	0.050	1:00.689	121.1		21
17	226	RICKY FLYNN MOTORSPORT	GBR	KORNDER Luke	GER	LN / TM	10	11.777	0.816	1:00.962	120.3		20
18	276	PAROLIN MOTORSPORT	ITA	LOWETTE Beau	BEL	PAROLIN / TM	10	12.238	0.461	1:01.074	120.4		19
19	288	VICTORYLANE KARTING	ITA	BATTIG Chiara	SUI	KR / IAME	10	13.733	1.495	1:00.811	120.5		18
20	212	FUSION MOTORSPORT	GBR	HAKKINEN Ella	MON	KR / IAME	10	13.935	0.202	1:00.872	119.3		17
21	216	MP KARTRACING	NED	LUTHARDT Carl	GER	HENZA / IAME	10	14.469	0.534	1:01.222	118.8		16
22	245	PREMA RACING SRL	ITA	FLUXA CROSS Luna	ESP	KR / IAME	10	17.776	3.307	1:00.888	119.9		15
23	281	VDK RACING	BEL	SILKUNAS Markas	LIT	KR / IAME	10	17.888	0.112	1:01.085	120.0		14
24	284	VICTORYLANE KARTING	ITA	BROVKO Mark	UKR	KR / IAME	10	18.619	0.731	1:01.455	120.3		13
25	295	DPK RACING	ESP	KAMENIK Jakub	CZE	KR / IAME	10	18.662	0.043	1:01.661	119.3		12
26	250	KR MOTORSPORT	ITA	KOWALCZYK Klara	POL	KR / IAME	10	18.965	0.303	1:01.231	119.0		11
27	292	WARD RACING	SWE	JUNCHER Marcus	DEN	TONY KART / TM	10	19.951	0.986	1:01.109	120.0	+5.000	10
28	303	KBK COMPETITION	ITA	AUTMAITRE Mathis	SEN	KR / TM	10	20.517	0.566	1:01.849	118.7		9
29	218	MP KARTRACING	NED	SVAHN Vilmer	SWE	HENZA / IAME	2	8 Laps	8 Laps	1:01.813	120.7		8
30	219	MP KARTRACING	NED	BRALIC Jason	NED	HENZA / IAME	2	8 Laps	0.861	1:01.956	119.3		7
31	294	AKM MOTORSPORT	SMR	ZASOV Georgiy	SUI	KR / IAME	1	9 Laps	1 Lap	1:07.383	116.4		6

No.292 JUNCHER Marcus : 5 sec time penalty for incorrectly installed Front Fairing or incorrect position of front fairing. According to Stewards' Decision No.25.

Not Classified

238	FUSION MOTORSPORT	GBR	DOLEH Zak	DVA	KR / IAME	DSQ	1:01.282	119.2		1
-----	-------------------	-----	------------------	-----	-----------	-----	----------	-------	--	---

No.238 DOLEH Zak : Disqualification for bad manoeuvre (art. 2.24 CIK General Prescriptions). According to Stewards' Decision No.28.

Leaders : No.277 COSTOYA Christian (1-10)

Start Time : 27/03 - 15:50:56

Best lap : No.277 COSTOYA Christian 1:00.509 94.48 kph

Weather : Scattered cloud Air : 18°C Track : Dry

Event Record : No.277 COSTOYA Christian 59.897 95.44 kph

No.238 INVEST 08:35 Lap 8

Steward #1

Steward #2

Steward #3

DOCUMENT N° 28

**DÉCISION DES COMMISSAIRES SPORTIFS
STEWARDS' DECISION**

PÉNALITÉ INFLIGÉE AU CONCURRENT (NOM) : **FUSION MOTORSPORT**
PENALTY INFLICTED UPON THE ENTRANT (NAME):

NATIONALITÉ / NATIONALITY: **GBR**

N°: **238** PILOTE : **DOLEH Zak**
No.: DRIVER :

Concerne la partie de l'Épreuve : **OK - Qualifying Heat A-B**
Concerns the part of the event:

ÉNONCÉ / STATEMENT:

Disqualification from the above-mentioned Session.

MOTIF / REASON:

The Stewards having received a report from the Judge of Facts (Doc n° 19) requested by the Race Director, having examined this report, summoned and heard the Driver and Entrant concerned (Summon Doc n° 22), have considered the following matter, determine the following: _The above-mentioned Driver caused an collision – an incident as defined in Art. 2.24 of the 2025 CIK-FIA General Prescriptions. In the session concerned by lap 3 at MP 10 made contact with kart (kart n° 219) and following of this manoeuvre kart no 219 had to retire. _This fact is a violation against the Art. 3.6.2 e of the 2025 FIA Code of Driving Conduct. _The Stewards impose this penalty according to Art.2.24 of the 2025 CIK-FIA General Prescriptions and Art.12.4 of the 2025 FIA International Sporting Code. _The Competitor is reminded of his right to appeal in accordance with Art. 15 of the 2025 FIA International Sporting Code, within the applicable time limits.

**Décision annoncée
Decision announced**

Date / Date: **27/03/2025**

Heure / Time: **16:30**

Nom / Name

Signature

Président du Collège / *Chairman of the Panel:*

Kris LAMBRECHT (BEL)



Membres du Collège / *Members of the Panel:*

Pere SAURA (ESP)



Jose M. MONTES (ESP)



NOTIFICATION AU CONCURRENT CONCERNÉ / NOTIFICATION TO THE RELEVANT ENTRANT

Je soussigné :

I undersigned: Nom personnel / *personal name*

Représentant du Concurrent : **FUSION MOTORSPORT**

Representing the Entrant: Nom du Concurrent / *Entrant's name*

Certifie avoir reçu notification du document N° **28** des Commissaires Sportifs de l'Épreuve.
Certify that I have been notified of document No. **28** *by the Stewards of the Meeting.*

Date :

Heure / Time:

Signature :

DOCUMENT N° 25

**DÉCISION DES COMMISSAIRES SPORTIFS
STEWARDS' DECISION**

PÉNALITÉ INFLIGÉE AU CONCURRENT (NOM) : **WARD RACING**
PENALTY INFLICTED UPON THE ENTRANT (NAME):

NATIONALITÉ / NATIONALITY: **SWE**

N°: **292** PILOTE : **JUNCHER Marcus**
No.: DRIVER :

Concerne la partie de l'Épreuve : **OK - Qualifying Heat A-B**
Concerns the part of the event:

ÉNONCÉ / STATEMENT:

5 sec time penalty for incorrectly installed Front Fairing or incorrect position of front fairing

MOTIF / REASON:

The Stewards having received a report from the Scrutineers / Judges of fact, having examined this report, have considered the following matter, determine the following: _ The Driver mentioned above had his Front Fairing in an incorrect position when the Chequered Flag was waved. _ This fact is a violation against Art.2.3.3 of the 2025 CIK-FIA General Prescriptions. _ The Stewards impose this penalty according to Art.2.3.3 of the 2025 General Prescriptions and Art.12.3 of the 2025 FIA International Sporting Code. The Competitor is reminded that, in accordance with Art.2.3.3 of the 2025 CIK-FIA General Prescriptions the above penalty is not susceptible to appeal.

**Décision annoncée
Decision announced**

Date / Date: **27/03/2025**

Heure / Time: **16:16**

Nom / Name

Signature

Président du Collège / Chairman of the Panel:

Kris LAMBRECHT (BEL)



Membres du Collège / Members of the Panel:

Pere SAURA (ESP)



Jose M. MONTES (ESP)



NOTIFICATION AU CONCURRENT CONCERNÉ / NOTIFICATION TO THE RELEVANT ENTRANT

Je soussigné :
I undersigned: Nom personnel / personal name

Représentant du Concurrent : **WARD RACING**
Representing the Entrant: Nom du Concurrent / Entrant's name

Certifie avoir reçu notification du document N° **25** des Commissaires Sportifs de l'Épreuve.
Certify that I have been notified of document No. by the Stewards of the Meeting.

Date : Heure / Time: Signature :

OK

Qualifying Heat A-B

For information purposes. No official / regulatory value

Lap Chart

	1	2	3	4	5	6	7	8	9	10	11	12	13	14	15	16	17	18	19	20	21	22	23	24	25	26	27	28	29	30	31	32
Grid	277	227	256	201	273	271	229	231	233	249	248	297	262	230	266	288	226	205	250	212	219	295	281	276	294	216	292	245	284	218	303	238
Start	277	227	256	273	201	229	271	231	233	249	297	230	248	205	262	266	212	226	295	250	276	216	245	219	281	218	238	294	292	288	284	303
Lap 1 Interval	277	256	229	201	273	227	249	271	230	231	233	266	205	297	262	248	226	250	276	295	218	216	245	219	281	294	238	212	292	288	303	284
		0.2	0.0	0.1	0.2	0.3	0.2	0.2	0.2	0.1	0.0	0.0	0.1	0.0	0.6	0.5	0.1	0.2	0.1	0.7	0.1	0.3	0.0	0.3	0.1	0.3	0.1	0.2	0.1	0.1	0.1	0.4
Lap 2	277	229	201	273	227	256	249	231	230	266	205	271	262	248	233	226	297	276	250	295	218	245	216	281	219	238	292	288	212	284	303	
		0.7	0.5	0.3	0.3	0.2	0.0	0.7	0.0	0.1	0.3	0.2	0.2	0.8	0.0	0.1	0.1	0.0	0.0	0.1	0.0	0.3	0.2	0.0	0.1	0.5	0.2	0.3	0.1	0.2	0.4	
Lap 3	277	229	201	227	273	249	256	231	230	266	205	271	262	248	233	226	276	250	297	295	245	216	292	288	212	284	303	238	281			
		0.8	0.4	0.7	0.0	0.4	0.2	0.5	0.2	0.1	0.2	0.2	0.1	0.9	0.2	0.4	0.3	0.3	0.7	0.1	0.0	0.1	0.8	0.0	0.2	0.2	0.6	1.4	0.2			
Lap 4	277	229	201	227	273	249	256	231	266	205	230	262	271	248	233	226	276	250	297	245	216	295	288	292	212	284	303	281	238			
		1.0	0.4	0.6	0.2	0.3	0.3	0.5	0.4	0.3	0.3	0.4	0.0	0.0	0.2	0.6	0.5	0.4	0.3	0.6	0.8	0.0	0.5	0.1	0.1	0.4	0.7	1.6	0.4			
Lap 5	277	229	201	227	273	249	256	231	266	205	230	262	271	248	233	226	276	297	250	245	216	288	212	295	292	284	303	281	238			
		1.3	0.3	0.7	0.2	0.3	0.2	0.6	0.5	0.3	0.4	0.4	0.4	0.1	0.1	0.6	0.4	0.7	0.1	0.3	1.1	0.6	0.3	0.0	0.0	0.4	1.1	0.8	0.9			
Lap 6	277	201	229	227	273	249	256	231	266	205	230	262	271	248	233	226	276	297	245	250	216	288	212	292	295	284	281	303	238			
		1.8	0.1	0.7	0.3	0.3	0.2	0.6	0.5	0.1	0.6	0.2	0.2	0.3	0.3	0.6	0.6	0.2	0.8	0.2	1.0	0.1	0.3	0.7	0.5	0.4	1.1	0.2	0.8			
Lap 7	277	201	229	227	273	249	256	231	266	205	262	230	271	248	233	226	297	276	245	250	216	288	212	292	295	284	281	303	238			
		2.0	0.3	0.5	0.1	0.5	0.3	0.6	0.7	0.1	1.4	0.1	0.0	0.0	0.1	0.8	0.7	0.2	0.6	0.7	0.7	0.1	0.2	0.9	1.1	0.4	0.7	1.0	0.1			
Lap 8	277	201	229	227	273	249	256	231	205	266	248	262	230	233	271	226	297	276	245	250	288	216	212	292	295	284	281	303	238			
		1.7	0.6	0.5	0.2	0.5	0.3	0.5	1.5	0.1	2.1	0.1	0.1	0.1	0.1	0.0	0.0	0.5	0.4	0.8	1.2	0.3	0.0	0.1	1.8	0.1	0.3	2.5	0.0			
Lap 9	277	201	229	227	273	249	256	231	205	266	248	230	262	233	271	297	226	276	245	250	288	212	216	292	281	295	284	238	303			
		1.7	0.7	0.5	0.3	0.7	0.2	0.4	1.7	0.2	1.7	0.9	0.2	0.0	0.5	0.1	0.6	0.0	0.0	0.2	1.1	0.7	0.7	0.1	1.6	0.2	0.2	2.0	0.7			
Lap 10	277	201	229	227	273	249	256	231	205	266	248	230	262	233	297	271	226	276	288	212	216	292	245	281	284	295	250	238	303			
		1.8	0.6	0.4	0.5	0.5	0.3	0.2	1.9	0.5	1.4	1.3	0.9	0.0	0.1	0.0	0.8	0.4	1.4	0.2	0.5	0.4	2.8	0.1	0.7	0.0	0.3	0.2	1.2			

Timekeeper *Albert Perez*

Race Director *[Signature]*



OK
Qualifying Heat A-B Analysis

For information purposes. No official / regulatory value

Laps	Sector 1	Sector 2	Sector 3	Lap Time	Spd	Laps	Sector 1	Sector 2	Sector 3	Lap Time	Spd	Laps	Sector 1	Sector 2	Sector 3	Lap Time	Spd
No.201 TURNEY Joe						7	19.509	25.701	16.012	1:01.222	118	8	19.474	25.655	15.884	1:01.013	117
1	20.756	26.260	16.180	1:03.196	119	8	19.515	25.783	17.003	1:02.301	116	9	19.486	25.699	15.891	1:01.076	117
2	20.118	25.715	15.866	1:01.699	119	9	20.388	25.936	16.215	1:02.539	117	10	19.580	25.795	15.889	1:01.264	117
3	19.500	25.440	15.844	1:00.784	119	10	19.688	25.906	16.017	1:01.611	117	No.230 BOTTARO Davide					
4	19.458	25.529	15.818	1:00.805	119	No.218 SVAHN Vilmer						1	21.266	25.972	17.037	1:04.275	118
5	19.431	25.451	15.821	1:00.703	119	1	22.491	27.068	16.725	1:06.284	119	2	19.758	26.272	16.106	1:02.136	120
6	19.390	25.448	15.873	1:00.711	119	2	19.673	25.859	16.281	1:01.813	120	3	19.638	25.626	15.952	1:01.216	120
7	19.380	25.551	15.787	1:00.718	119	No.219 BRALIC Jason						4	20.051	25.892	15.878	1:01.821	120
8	19.413	25.520	15.858	1:00.791	119	1	22.996	27.360	16.730	1:07.086	117	5	19.440	25.570	15.917	1:00.927	120
9	19.478	25.557	15.892	1:00.927	118	2	20.032	25.754	16.170	1:01.956	119	6	19.538	25.615	15.909	1:01.062	119
10	19.507	25.794	16.115	1:01.416	118	No.226 KORNDER Luke						7	19.619	25.698	16.694	1:02.011	120
No.205 DRUMMOND Zac						1	22.116	26.915	16.616	1:05.647	119	8	20.314	25.769	16.485	1:02.568	119
1	22.101	26.032	16.325	1:04.458	117	2	19.852	26.041	16.594	1:02.487	119	9	19.816	25.754	16.157	1:01.727	117
2	20.449	25.658	16.144	1:02.251	119	3	19.785	25.796	15.893	1:01.474	120	10	19.810	25.832	16.013	1:01.655	118
3	19.463	25.641	15.921	1:01.025	120	4	19.485	25.604	15.873	1:00.962	120	No.231 MARSH Scott					
4	19.758	25.605	15.808	1:01.171	119	5	19.495	25.666	16.026	1:01.187	120	1	21.910	25.897	16.810	1:04.617	119
5	19.445	25.525	15.843	1:00.813	120	6	19.492	25.636	15.891	1:01.019	119	2	19.818	25.943	16.170	1:01.931	120
6	19.420	25.544	15.844	1:00.808	120	7	19.540	25.712	16.047	1:01.299	120	3	19.484	25.628	15.943	1:01.055	120
7	19.511	25.655	15.937	1:01.103	120	8	19.659	25.830	16.295	1:01.784	118	4	19.403	25.597	15.898	1:00.898	120
8	19.610	25.714	16.179	1:01.503	118	9	20.611	25.916	16.513	1:03.040	117	5	19.392	25.609	15.832	1:00.833	119
9	19.598	25.777	16.000	1:01.375	118	10	20.058	25.795	16.102	1:01.955	119	6	19.424	25.602	15.853	1:00.879	119
10	19.593	25.739	16.046	1:01.378	118	No.227 KAMYAB Roman						7	19.388	25.637	15.885	1:00.910	119
No.212 HAKKINEN Ella						1	21.441	26.064	16.533	1:04.038	119	8	19.423	25.628	15.879	1:00.930	119
1	22.941	27.907	17.667	1:08.515	117	2	19.731	25.982	16.011	1:01.724	120	9	19.505	25.727	15.918	1:01.150	118
2	20.351	25.958	16.055	1:02.364	119	3	19.423	25.530	15.884	1:00.837	120	10	19.524	25.722	15.919	1:01.165	119
3	19.803	25.725	16.178	1:01.706	119	4	19.359	25.525	15.834	1:00.718	120	No.233 KINNMARCK Oliver					
4	19.740	25.865	16.067	1:01.672	120	5	19.383	25.519	15.844	1:00.746	119	1	21.997	25.910	16.761	1:04.668	119
5	19.682	25.578	16.055	1:01.315	118	6	19.407	25.558	15.881	1:00.846	120	2	21.116	26.189	16.632	1:03.937	120
6	19.461	25.516	15.895	1:00.872	119	7	19.441	25.560	15.844	1:00.845	120	3	19.793	25.540	15.827	1:01.160	121
7	19.429	25.646	15.904	1:00.979	119	8	19.484	25.633	15.838	1:00.955	120	4	19.432	25.508	15.830	1:00.770	121
8	19.612	25.716	16.709	1:02.037	117	9	19.503	25.654	15.902	1:01.059	119	5	19.624	25.809	15.836	1:01.269	121
9	20.101	25.649	15.947	1:01.697	118	10	19.583	25.685	15.947	1:01.215	119	6	19.533	25.570	15.836	1:00.939	121
10	19.516	26.189	16.150	1:01.855	118	No.229 GUSTAFSSON Viktor						7	19.505	25.637	15.957	1:01.099	122
No.216 LUTHARDT Carl						1	20.588	26.163	16.277	1:03.028	119	8	19.964	25.720	16.782	1:02.466	117
1	22.993	27.332	16.593	1:06.918	117	2	19.730	25.673	15.907	1:01.310	117	9	19.993	25.804	16.065	1:01.862	121
2	19.705	25.803	16.570	1:02.078	119	3	19.455	25.562	15.849	1:00.866	117	10	20.032	25.995	16.314	1:02.341	119
3	19.976	25.958	16.219	1:02.153	119	4	19.446	25.528	15.789	1:00.763	117	No.238 DOLEH Zak					
4	19.658	25.961	16.281	1:01.900	118	5	19.460	25.530	15.790	1:00.780	117	1	23.293	27.208	17.021	1:07.522	118
5	19.500	25.765	15.977	1:01.242	118	6	19.436	25.585	16.237	1:01.258	118	2	19.826	25.966	16.075	1:01.867	120
6	19.538	25.695	16.000	1:01.233	119	7	19.468	25.630	15.870	1:00.968	118	3	19.819	25.784	19.286	1:04.889	113

 Timekeeper 

 Race Director 

OK
Qualifying Heat A-B Analysis

For information purposes. No official / regulatory value

Laps	Sector 1	Sector 2	Sector 3	Lap Time	Spd	Laps	Sector 1	Sector 2	Sector 3	Lap Time	Spd	Laps	Sector 1	Sector 2	Sector 3	Lap Time	Spd
4	20.507	25.943	16.058	1:02.508	118	No.250 KOWALCZYK Klara						7	19.457	25.668	16.006	1:01.131	120
5	19.828	25.748	16.040	1:01.616	119	1	22.309	27.121	16.236	1:05.666	119	8	19.550	25.767	16.543	1:01.860	120
6	19.530	25.784	15.968	1:01.282	119	2	19.821	26.484	16.310	1:02.615	118	9	19.678	25.725	16.071	1:01.474	120
7	19.600	25.862	15.964	1:01.426	120	3	19.859	26.044	15.987	1:01.890	119	10	19.716	25.808	16.069	1:01.593	120
8	20.213	26.473	16.029	1:02.715	119	4	19.472	25.756	16.003	1:01.231	119	No.271 BURNETT Jensen					
9	19.850	25.922	16.040	1:01.812	118	5	19.478	26.018	16.009	1:01.505	119	1	20.969	26.185	17.123	1:04.277	119
10	19.734	26.127	16.113	1:01.974	118	6	19.545	25.818	16.326	1:01.689	119	2	19.773	26.851	16.596	1:03.220	119
No.245 FLUXA CROSS Luna						7	19.595	25.845	16.093	1:01.533	118	3	19.559	25.611	15.848	1:01.018	120
1	22.732	27.641	16.557	1:06.930	120	8	19.547	25.892	16.035	1:01.474	118	4	19.816	26.019	15.937	1:01.772	121
2	19.808	25.824	16.083	1:01.715	120	9	19.560	25.980	16.013	1:01.553	118	5	19.719	25.679	15.844	1:01.242	121
3	20.039	25.900	16.334	1:02.273	120	10	20.248	30.297	18.154	1:08.699	113	6	19.362	25.501	15.826	1:00.689	121
4	19.720	25.692	15.840	1:01.252	120	No.256 VAN LANGENDONCK Dries						7	19.507	25.665	16.370	1:01.542	121
5	19.456	25.586	15.846	1:00.888	119	1	20.402	26.368	16.327	1:03.097	118	8	19.606	25.925	17.226	1:02.757	119
6	19.438	25.677	15.954	1:01.069	120	2	20.462	26.210	16.191	1:02.863	118	9	20.197	25.743	16.373	1:02.313	119
7	19.552	25.605	15.918	1:01.075	119	3	19.823	25.597	15.900	1:01.320	119	10	19.676	26.156	16.115	1:01.947	120
8	19.572	25.734	15.996	1:01.302	120	4	19.528	25.540	15.865	1:00.933	118	No.273 WHERRELL Lewis					
9	19.873	25.939	16.321	1:02.133	119	5	19.432	25.467	15.789	1:00.688	119	1	20.535	26.581	16.399	1:03.515	121
10	20.487	30.437	16.884	1:07.808	118	6	19.444	25.567	15.879	1:00.890	119	2	19.982	25.804	15.938	1:01.724	120
No.248 ANAGNOSTIADIS James						7	19.454	25.605	15.911	1:00.970	118	3	19.589	25.557	16.152	1:01.298	122
1	22.560	26.903	16.393	1:05.856	119	8	19.533	25.580	15.889	1:01.002	118	4	19.544	25.509	15.803	1:00.856	121
2	19.693	26.042	16.652	1:02.387	119	9	19.578	25.698	15.997	1:01.273	117	5	19.431	25.528	15.804	1:00.763	120
3	19.660	25.526	15.797	1:00.983	120	10	19.641	25.720	16.013	1:01.374	118	6	19.521	25.574	15.828	1:00.923	121
4	19.485	25.493	15.793	1:00.771	121	No.262 LYZEN Borys						7	19.425	25.495	15.788	1:00.708	121
5	19.721	25.827	15.807	1:01.355	121	1	22.272	26.807	16.102	1:05.181	119	8	19.528	25.669	15.863	1:01.060	120
6	19.442	25.552	15.798	1:00.792	121	2	19.967	25.982	16.149	1:02.098	119	9	19.546	25.677	15.909	1:01.132	120
7	19.447	25.593	16.269	1:01.309	121	3	19.571	25.568	15.769	1:00.908	121	10	19.760	25.658	16.051	1:01.469	119
8	19.892	25.705	16.536	1:02.133	119	4	19.613	25.893	15.999	1:01.505	120	No.276 LOWETTE Beau					
9	19.548	25.624	15.879	1:01.051	119	5	19.504	25.538	15.817	1:00.859	120	1	22.471	27.179	16.152	1:05.802	120
10	19.626	25.736	15.950	1:01.312	119	6	19.450	25.567	15.882	1:00.899	120	2	19.802	26.200	16.346	1:02.348	118
No.249 AKSOY Alp						7	19.567	25.690	16.316	1:01.573	119	3	19.819	25.801	15.971	1:01.591	120
1	21.290	25.940	16.705	1:03.935	119	8	19.676	25.988	16.922	1:02.586	119	4	19.571	25.668	15.889	1:01.128	120
2	19.669	25.960	16.149	1:01.778	121	9	20.122	25.763	16.203	1:02.088	119	5	19.497	25.643	15.934	1:01.074	120
3	19.570	25.568	15.866	1:01.004	120	10	19.934	25.995	16.438	1:02.367	118	6	19.517	25.752	15.991	1:01.260	120
4	19.463	25.503	15.832	1:00.798	120	No.266 GONZALEZ Eloi						7	19.632	25.644	16.297	1:01.573	120
5	19.436	25.500	15.859	1:00.795	120	1	21.641	26.000	16.539	1:04.180	121	8	19.768	25.718	15.959	1:01.445	120
6	19.452	25.595	15.878	1:00.925	120	2	20.076	25.864	16.029	1:01.969	122	9	20.178	25.916	16.428	1:02.522	119
7	19.433	25.581	15.869	1:00.883	119	3	19.700	25.602	15.903	1:01.205	122	10	20.401	25.866	16.082	1:02.349	120
8	19.508	25.619	15.900	1:01.027	119	4	19.592	25.581	15.854	1:01.027	121	No.277 COSTOYA Christian					
9	19.577	25.717	16.002	1:01.296	119	5	19.442	25.548	15.858	1:00.848	121	1	20.297	26.425	16.229	1:02.951	118
10	19.561	25.748	16.004	1:01.313	119	6	19.471	25.596	15.860	1:00.927	121	2	19.466	25.606	15.844	1:00.916	120

 Timekeeper 

 Race Director 


OK
Qualifying Heat A-B Analysis

For information purposes. No official / regulatory value

Laps	Sector 1	Sector 2	Sector 3	Lap Time	Spd	Laps	Sector 1	Sector 2	Sector 3	Lap Time	Spd	Laps	Sector 1	Sector 2	Sector 3	Lap Time	Spd
3	19.399	25.520	15.780	1:00.699	119	10	19.671	26.593	16.096	1:02.360	118	4	19.710	26.009	16.130	1:01.849	118
4	19.327	25.462	15.770	1:00.559	119	No.292 JUNCHER Marcus						5	19.744	25.986	16.168	1:01.898	117
5	19.343	25.466	15.700	1:00.509	119	1	23.278	27.287	17.265	1:07.830	119	6	19.830	25.977	16.461	1:02.268	118
6	19.380	25.427	15.749	1:00.556	119	2	19.935	25.881	15.953	1:01.769	121	7	19.859	26.044	16.209	1:02.112	117
7	19.335	25.482	15.701	1:00.518	119	3	19.752	25.769	16.393	1:01.914	120	8	20.314	26.196	16.282	1:02.792	116
8	19.648	25.560	15.897	1:01.105	119	4	19.701	26.012	16.121	1:01.834	121	9	20.188	26.195	16.218	1:02.601	116
9	19.615	25.553	15.792	1:00.960	119	5	19.913	25.778	15.882	1:01.573	122	10	19.907	26.346	16.256	1:02.509	117
10	19.641	25.659	16.016	1:01.316	119	6	19.843	25.671	16.012	1:01.526	119						
No.281 SILKUNAS Markas						7	19.493	25.639	15.977	1:01.109	119						
1	23.155	27.208	16.769	1:07.132	119	8	19.591	25.719	15.993	1:01.303	120						
2	19.784	25.713	16.162	1:01.659	121	9	20.238	25.942	16.283	1:02.463	120						
3	20.311	25.781	19.772	1:05.864	115	10	19.713	26.170	16.031	1:01.914	119						
4	20.058	25.755	15.955	1:01.768	119	No.294 ZASOV Georgiy											
5	19.660	25.561	15.864	1:01.085	120	1	23.202	27.149	17.032	1:07.383	116						
6	19.530	25.655	16.059	1:01.244	119	No.295 KAMENIK Jakub											
7	19.545	25.737	16.019	1:01.301	119	1	22.297	27.916	16.505	1:06.718	118						
8	19.618	25.695	15.957	1:01.270	120	2	19.640	25.855	16.363	1:01.858	120						
9	19.712	25.832	16.302	1:01.846	118	3	20.008	26.141	16.459	1:02.608	119						
10	19.739	26.234	17.202	1:03.175	119	4	19.671	26.049	16.488	1:02.208	121						
No.284 BROVKO Mark						5	19.621	26.159	16.392	1:02.172	120						
1	23.340	27.072	17.852	1:08.264	117	6	20.109	26.033	16.022	1:02.164	119						
2	19.835	25.958	15.995	1:01.788	120	7	19.633	25.957	16.071	1:01.661	119						
3	19.824	25.893	16.054	1:01.771	121	8	19.696	26.156	16.167	1:02.019	119						
4	19.667	26.101	16.031	1:01.799	120	9	19.719	26.341	16.513	1:02.573	118						
5	19.613	25.816	16.026	1:01.455	120	10	19.876	27.068	16.731	1:03.675	115						
6	19.740	26.118	16.284	1:02.142	119	No.297 NILSSON Leo											
7	19.723	25.847	16.065	1:01.635	119	1	22.341	26.316	16.183	1:04.840	116						
8	19.593	25.974	16.169	1:01.736	119	2	20.487	26.274	17.249	1:04.010	117						
9	19.782	26.001	16.886	1:02.669	118	3	20.545	25.810	16.444	1:02.799	117						
10	19.903	26.298	17.192	1:03.393	113	4	19.407	25.479	15.885	1:00.771	118						
No.288 BATTIG Chiara						5	19.394	25.617	16.001	1:01.012	119						
1	23.666	27.333	16.915	1:07.914	119	6	19.392	25.515	15.837	1:00.744	120						
2	20.025	25.916	16.048	1:01.989	120	7	19.508	25.650	15.984	1:01.142	119						
3	19.676	25.765	16.216	1:01.657	120	8	19.495	25.526	16.130	1:01.151	118						
4	19.832	25.714	16.085	1:01.631	120	9	20.160	25.759	16.394	1:02.313	118						
5	19.375	25.782	16.079	1:01.236	119	10	19.589	25.826	16.322	1:01.737	118						
6	19.322	25.576	15.913	1:00.811	120	No.303 AUTMAITRE Mathis											
7	19.565	25.639	15.943	1:01.147	121	1	23.513	27.277	16.959	1:07.749	118						
8	19.645	25.670	16.564	1:01.879	118	2	20.429	26.040	16.164	1:02.633	118						
9	19.747	25.625	15.996	1:01.368	119	3	19.867	26.011	16.182	1:02.060	119						

 Timekeeper 

 Race Director 


OK

Qualifying Heat A-B

Document 30

Starting Grid

Subject to scrutineering & sporting investigations

31 th	303 AUTMAITRE Mathis KR / TM		16	238 DOLEH Zak KR / IAME		32 th
29 th	284 BROVKO Mark KR / IAME		15	218 SVAHN Vilmer HENZA / IAME		30 th
27 th	292 JUNCHER Marcus TONY KART / TM		14	245 FLUXA CROSS Luna KR / IAME		28 th
25 th	294 ZASOV Georgiy KR / IAME		13	216 LUTHARDT Carl HENZA / IAME		26 th
23 th	281 SILKUNAS Markas KR / IAME		12	276 LOWETTE Beau PAROLIN / TM		24 th
21 th	219 BRALIC Jason HENZA / IAME		11	295 KAMENIK Jakub KR / IAME		22 th
19 th	250 KOWALCZYK Klara KR / IAME		10	212 HAKKINEN Ella KR / IAME		20 th
17 th	226 KORNDER Luke LN / TM		9	205 DRUMMOND Zac KR / IAME		18 th
15 th	266 GONZALEZ Eloi BIREL ART / TM KART		8	288 BATTIG Chiara KR / IAME		16 th
13 th	262 LYZEN Borys KR / TM		7	230 BOTTARO Davide CRG / IAME		14 th
11 th	248 ANAGNOSTIADIS James KR / IAME		6	297 NILSSON Leo KR / IAME		12 th
9 th	233 KINMARK Oliver KR / IAME		5	249 AKSOY Alp KR / IAME		10 th
7 th	229 GUSTAFSSON Viktor CRG / TM		4	231 MARSH Scott KR / IAME		8 th
5 th	273 WHERRELL Lewis EXPRIT / TM		3	271 BURNETT Jensen EXPRIT / TM		6 th
3 rd	256 VAN LANGENDONCK Dries KR / IAME		2	201 TURNEY Joe KR / IAME		4 th
1 st	277 COSTOYA Christian PAROLIN / TM		1	227 KAMYAB Roman LN / TM		2 nd

POLE POSITION



Start : 27/03 - 15:45 10 Laps = 15.880 km

Timekeeper *Albert Perez*

Race Director *[Signature]*

Champions of the Future 2025 Euro Series: R1 - Campillos (ESP) 26-29/03/2025

Page 1 / 1

www.championskarting.com / RGMCC

Apex Timing GoRacing **APEX**

OK

Qualifying Heat C-D Results

Document 44.1

Subject to scrutineering & sporting investigations

Rnk	No.	Competitor	E. Nat	Driver	D. Nat	Equipment	Laps	Gap	Interv.	Best lap	Spd	Penalty	Points
1	206	TONY KART RACING TEAM	CZE	PESL Jindrich	CZE	TONY KART / VORTEX	10			1:00.997	119.8		50
2	202	VDK RACING	BEL	RAMAEKERS Thibaut	BEL	KR / IAME	10	0.557	0.557	1:00.908	120.2		44
3	246	PREMA RACING SRL	ITA	CRAIGIE Kenzo	GBR	KR / IAME	10	1.704	1.147	1:00.785	120.7		41
4	287	VICTORYLANE KARTING	GBR	SMITH Joseph	GBR	KR / IAME	10	2.062	0.358	1:00.963	120.3		38
5	251	KR MOTORSPORT	ITA	MICALLEF Jacob	MLT	KR / IAME	10	2.319	0.257	1:00.936	120.3		36
6	264	BIREL ART RACING	ITA	IVANNIKOV Vladimir	ITA	BIREL ART / TM KART	10	4.587	2.268	1:01.029	121.2		34
7	263	VAR BY BIREL	ITA	WOLFE Noah	GBR	BIREL ART / TM KART	10	4.807	0.220	1:00.902	120.0		32
8	222	TONY KART RACING TEAM	ITA	RASMUSSEN Oliver Fodor	DEN	TONY KART / VORTEX	10	5.163	0.356	1:00.847	120.0		30
9	213	WARD RACING	SWE	KACZYNSKI Elliot	SWE	TONY KART / TM	10	6.060	0.897	1:00.955	121.7		28
10	214	WARD RACING	SWE	PAVAN Sebastiano	ITA	TONY KART / TM	10	6.256	0.196	1:00.906	120.6		27
11	241	KR MOTORSPORT	ITA	KOLOVOS Stylianos Taxiarchis	GRE	KR / IAME	10	7.771	1.515	1:00.826	120.0		26
12	298	TONY KART RACING TEAM	ITA	ROCCHIO Gino	ITA	TONY KART / VORTEX	10	7.867	0.096	1:00.832	120.6		25
13	223	TONY KART RACING TEAM	ITA	PRADIER Thomas Cyrille	FRA	TONY KART / VORTEX	10	8.847	0.980	1:00.982	119.3		24
14	239	FUSION MOTORSPORT	GBR	SAVELEV Makar	KGZ	KR / IAME	10	10.193	1.346	1:01.149	120.7		23
15	235	DPK RACING	ESP	NIKISHOV Nikita	ESP	KR / IAME	10	10.740	0.547	1:01.209	117.7		22
16	296	KOSKI MOTORSPORT	FIN	GARST Marco	DEN	KR / IAME	10	11.085	0.345	1:01.343	120.1		21
17	243	KR MOTORSPORT SRL	ITA	KAWPENG Sebastien	ITA	KR / IAME	10	12.872	1.787	1:01.405	118.3		20
18	253	ROLI MOTORSPORT	EST	KUKLANE Roland	EST	KR / TM	10	12.927	0.055	1:01.007	120.9	+5.000	19
19	301	CRG RACING TEAM	ITA	GIRARDET Alois	FRA	CRG / IAME	10	13.858	0.931	1:01.268	117.3		18
20	286	VICTORYLANE KARTING	FRA	ANZHE Sun	ITA	KR / IAME	10	14.032	0.174	1:01.280	119.4		17
21	309	FORZA RACING	GBR	KARA OSMAN Amin	GER	EXPRIT / TM	10	14.726	0.694	1:01.216	120.2		16
22	211	FUSION MOTORSPORT	GBR	GALAN Oskar	POL	KR / IAME	10	14.851	0.125	1:00.964	119.0		15
23	304	KBK COMPETITION	FRA	GHEYSEN Lucas	BRA	KR / TM	10	15.019	0.168	1:01.130	120.4		14
24	260	KRZ MOTORSPORT	POL	CEGIELSKI Franciszek	POL	KR / TM	10	15.297	0.278	1:01.195	121.9		13
25	265	BIREL ART RACING	ITA	PARKER Skye	GBR	BIREL ART / TM KART	10	18.718	3.421	1:01.050	120.7	+5.000	12
26	269	MDC RACING	ESP	ALATORRE ARTIGAS Mariano	ESP	KR	10	18.870	0.152	1:01.852	118.1		11
27	220	MP KARTRACING	NED	HELDER Jorn	NED	HENZA / IAME	10	22.744	3.874	1:01.150	120.4		10
28	306	ENERGY CORSE SRL	ITA	ANDRIOTIS Paul	SUI	ENERGY CORSE / TM	10	23.583	0.839	1:00.967	119.1	+5.000	9
29	268	MDC RACING	ESP	GARCIA LOPEZ Aaron	ESP	KR	7	3 Laps	3 Laps	1:01.152	118.4		8
30	252	KR MOTORSPORT	ITA	MATSUI Sara	JPN	KR / IAME	2	8 Laps	5 Laps	1:02.170	118.8		7
31	282	VDK RACING	BEL	HARASTEY Daniel	CZE	KR / IAME	1	9 Laps	1 Lap	1:07.568	117.6		6

No.253 KUKLANE Roland : 5 sec time penalty in the above mentioned session - Warning Flag (art. 26.1 Sporting Regulations). According to Stewards' Decision No.16.

No.265 PARKER Skye : 5 sec time penalty for incorrectly installed Front Fairing or incorrect position of front fairing. According to Stewards' Decision No.19.

No.306 ANDRIOTIS Paul : 5 sec time penalty in the above mentioned session - Warning Flag after the session (art. 26.1 Sporting Regulations). According to Stewards' Decision No.18.

Not Classified

257	MP KARTRACING	NED	SACHSE Bertram	DEN	HENZA / IAME	DSQ		1:02.097	117.2			1
-----	---------------	-----	----------------	-----	--------------	-----	--	----------	-------	--	--	---

No.257 SACHSE Bertram : Disqualification for bad manoeuvre (art. 2.24 CIK General Prescriptions). According to Stewards' Decision No.20.

Leaders : No.206 PESL Jindrich (1-10)

Start Time : 27/03 - 15:08:00

Best lap : No.246 CRAIGIE Kenzo 1:00.785 94.05 kph

Weather : Scattered cloud Air : 18°C Track : Dry

Event Record : No.277 COSTOYA Christian 59.897 95.44 kph

No.253 03:00 Lap 2

No.257 INVEST 05:01 Lap 3

Steward #1

Steward #2

Steward #3

DOCUMENT N° 20
**DÉCISION DES COMMISSAIRES SPORTIFS
STEWARDS' DECISION**

 PÉNALITÉ INFLIGÉE AU CONCURRENT (NOM) : **MP KARTRACING**
 PENALTY INFLICTED UPON THE ENTRANT (NAME):

 NATIONALITÉ / NATIONALITY: **NED**

 N°: **257** PILOTE : **SACHSE Bertram**
 No.: DRIVER :

 Concerne la partie de l'Épreuve : **OK - Qualifying Heat C-D**
 Concerns the part of the event:

ÉNONCÉ / STATEMENT:
Disqualification from the above-mentioned Session.
MOTIF / REASON:

The Stewards having received a report from the Judge of Facts (Doc n° 12) requested by the Race Director, having examined this report, summoned and heard the Driver and Entrant concerned (Summon Doc n° 17), have considered the following matter, determine the following: _The above-mentioned Driver caused an collision – an incident as defined in Art. 2.24 of the 2025 CIK-FIA General Prescriptions. In the session concerned by lap 3 at MP 3 made contact with kart (kart n° 252) and following of this manoeuvre kart no 252 had to retire. _This fact is a violation against the Art. 3.6.2 e of the 2025 FIA Code of Driving Conduct. _The Stewards impose this penalty according to Art.2.24 of the 2025 CIK-FIA General Prescriptions and Art.12.4 of the 2025 FIA International Sporting Code. _The Competitor is reminded of his right to appeal in accordance with Art. 15 of the 2025 FIA International Sporting Code, within the applicable time limits.

**Décision annoncée
Decision announced**

 Date / Date: **27/03/2025**

 Heure / Time: **15:46**

Nom / Name

Signature

Président du Collège / Chairman of the Panel:

Kris LAMBRECHT (BEL)


Membres du Collège / Members of the Panel:

Pere SAURA (ESP)

Jose M. MONTES (ESP)

NOTIFICATION AU CONCURRENT CONCERNÉ / NOTIFICATION TO THE RELEVANT ENTRANT

Je soussigné :

I undersigned: Nom personnel / personal name

 Représentant du Concurrent : **MP KARTRACING**
Representing the Entrant: Nom du Concurrent / Entrant's name

 Certifie avoir reçu notification du document N° **20** des Commissaires Sportifs de l'Épreuve.
 Certify that I have been notified of document No. **20** by the Stewards of the Meeting.

Date :

Heure / Time:

Signature :

DOCUMENT N° 19

DÉCISION DES COMMISSAIRES SPORTIFS
STEWARDS' DECISION

PÉNALITÉ INFLIGÉE AU CONCURRENT (NOM) : **BIREL ART RACING**
PENALTY INFLICTED UPON THE ENTRANT (NAME):

NATIONALITÉ / NATIONALITY: **ITA**

N°: **265** PILOTE : **PARKER Skye**
No.: DRIVER :

Concerne la partie de l'Épreuve : **OK - Qualifying Heat C-D**
Concerns the part of the event:

ÉNONCÉ / STATEMENT:

5 sec time penalty for incorrectly installed Front Fairing or incorrect position of front fairing

MOTIF / REASON:

The Stewards having received a report from the Scrutineers / Judges of fact, having examined this report, have considered the following matter, determine the following: _ The Driver mentioned above had his Front Fairing in an incorrect position when the Chequered Flag was waved. _ This fact is a violation against Art.2.3.3 of the 2025 CIK-FIA General Prescriptions. _ The Stewards impose this penalty according to Art.2.3.3 of the 2025 General Prescriptions and Art.12.3 of the 2025 FIA International Sporting Code. The Competitor is reminded that, in accordance with Art.2.3.3 of the 2025 CIK-FIA General Prescriptions the above penalty is not susceptible to appeal.

Décision annoncée
Decision announced

Date / Date: **27/03/2025**

Heure / Time: **15:27**

Nom / Name

Signature

Président du Collège / Chairman of the Panel:

Kris LAMBRECHT (BEL)



Membres du Collège / Members of the Panel:

Pere SAURA (ESP)



Jose M. MONTES (ESP)



NOTIFICATION AU CONCURRENT CONCERNÉ / NOTIFICATION TO THE RELEVANT ENTRANT

Je soussigné :
I undersigned: Nom personnel / personal name

Représentant du Concurrent : **BIREL ART RACING**
Representing the Entrant: Nom du Concurrent / Entrant's name

Certifie avoir reçu notification du document N° **19** des Commissaires Sportifs de l'Épreuve.
Certify that I have been notified of document No. by the Stewards of the Meeting.

Date :

Heure / Time:

Signature :

DOCUMENT N° 18
DÉCISION DES COMMISSAIRES SPORTIFS
STEWARDS' DECISION

PÉNALITÉ INFLIGÉE AU CONCURRENT (NOM) : **ENERGY CORSE SRL**
PENALTY INFLICTED UPON THE ENTRANT (NAME):

NATIONALITÉ / NATIONALITY: **ITA**

N°: **306**
No.:

PILOTE : **ANDRIOTIS Paul**
DRIVER :

Concerne la partie de l'Épreuve : **OK - Qualifying Heat C-D**
Concerns the part of the event:

ÉNONCÉ / STATEMENT:

5 sec time penalty in the above mentioned session - Warning Flag after the session

MOTIF / REASON:

The Driver no. 306 caused a contact with kart no. 220 near MP 6 in lap 10. The driver concerned forced kart no 220 to loose his position (reported by Judge of Facts after video control, requested by Race Director, Doc n° 13). Having considered the report concerned and relevant video sequence the Stewards judged this incident as a violation against the article 26.1 of the Championship Sporting Regulations and art. 3.2.6.e of the 2025 Karting Code of Driving Conduct. The Competitor is reminded that, in accordance with art. 12.3.4 of the 2025 FIA International Sporting Code and art. 26.2 of the Championship Sporting Regulations the above penalty is not susceptible to appeal.

Décision annoncée
Decision announced

Date / Date: **27/03/2025**

Heure / Time: **15:26**

Nom / Name

Signature

Président du Collège / *Chairman of the Panel:*

Kris LAMBRECHT (BEL)



Membres du Collège / *Members of the Panel:*

Pere SAURA (ESP)



Jose M. MONTES (ESP)



NOTIFICATION AU CONCURRENT CONCERNÉ / NOTIFICATION TO THE RELEVANT ENTRANT

Je soussigné :

I undersigned: Nom personnel / *personal name*

Représentant du Concurrent : **ENERGY CORSE SRL**

Representing the Entrant: Nom du Concurrent / *Entrant's name*

Certifie avoir reçu notification du document N° **18** des Commissaires Sportifs de l'Épreuve.
Certify that I have been notified of document No. **18** *by the Stewards of the Meeting.*

Date :

Heure / Time:

Signature :

DOCUMENT N° 16
DÉCISION DES COMMISSAIRES SPORTIFS
STEWARDS' DECISION

PÉNALITÉ INFLIGÉE AU CONCURRENT (NOM) : **ROLI MOTORSPORT**
PENALTY INFLICTED UPON THE ENTRANT (NAME):

NATIONALITÉ / NATIONALITY: **EST**

N°: **253** PILOTE : **KUKLANE Roland**
No.: DRIVER :

Concerne la partie de l'Épreuve : **OK - Qualifying Heat C-D**
Concerns the part of the event:

ÉNONCÉ / STATEMENT:

5 sec time penalty in the above mentioned session - Warning Flag

MOTIF / REASON:

The Driver no. 253 caused a contact with kart no. 306 near MP 10 in lap 1. The driver concerned forced kart no 306 to loose his position (reported by Judge of Facts after video control, requested by Race Director, Doc n° 11). Having considered the report concerned and relevant video sequence the Stewards judged this incident as a violation against the article 26.1 of the Championship Sporting Regulations and art. 3.2.6.e of the 2025 Karting Code of Driving Conduct. The Competitor is reminded that, in accordance with art. 12.3.4 of the 2025 FIA International Sporting Code and art. 26.2 of the Championship Sporting Regulations the above penalty is not susceptible to appeal.

Décision annoncée
Decision announced

Date / Date: **27/03/2025**

Heure / Time: **15:23**

Nom / Name

Signature

Président du Collège / *Chairman of the Panel:*

Kris LAMBRECHT (BEL)



Membres du Collège / *Members of the Panel:*

Pere SAURA (ESP)



Jose M. MONTES (ESP)



NOTIFICATION AU CONCURRENT CONCERNÉ / NOTIFICATION TO THE RELEVANT ENTRANT

Je soussigné :

I undersigned: Nom personnel / *personal name*

Représentant du Concurrent : **ROLI MOTORSPORT**

Representing the Entrant: Nom du Concurrent / *Entrant's name*

Certifie avoir reçu notification du document N° **16** des Commissaires Sportifs de l'Épreuve.
Certify that I have been notified of document No. **16** *by the Stewards of the Meeting.*

Date :

Heure / Time:

Signature :

OK

Qualifying Heat C-D

For information purposes. No official / regulatory value

Lap Chart

	1	2	3	4	5	6	7	8	9	10	11	12	13	14	15	16	17	18	19	20	21	22	23	24	25	26	27	28	29	30	31	32	
Grid	206	202	251	246	287	241	213	222	214	264	306	223	253	298	296	263	239	243	252	235	220	257	211	265	268	286	260	301	309	304	269	282	
Start	206	251	287	202	213	246	214	241	222	264	223	298	306	263	253	296	239	243	252	220	235	211	268	257	265	286	301	260	304	309	269	282	
Lap 1 Interval	206	202	251	287	246	213	264	263	222	214	223	298	241	253	235	296	239	243	268	220	252	257	286	265	211	301	269	306	260	304	309	282	0.1
Lap 2	206	202	287	246	251	264	263	213	222	214	223	298	241	253	239	243	296	235	220	268	252	257	265	286	301	309	211	269	304	306	260		
Lap 3	206	202	287	246	251	264	263	222	213	214	223	241	298	253	239	243	235	296	220	268	265	301	309	286	211	306	304	260	269	282	6.3		
Lap 4	206	202	287	246	251	264	263	222	213	214	241	223	298	253	239	235	243	296	220	268	265	301	309	286	211	306	260	304	269				
Lap 5	206	202	287	246	251	264	263	222	213	214	241	298	253	223	235	296	239	268	243	265	220	301	309	286	306	211	260	304	269				
Lap 6	206	202	287	246	251	263	264	222	213	214	241	298	253	223	235	239	296	268	265	243	301	286	306	220	309	211	304	260	269				
Lap 7	206	202	287	246	251	263	264	222	213	214	241	298	253	223	235	239	296	268	265	243	301	286	306	220	309	211	304	260	269				
Lap 8	206	202	246	287	251	263	264	222	213	214	241	298	253	223	239	235	296	265	243	301	286	306	220	309	211	304	260	269					
Lap 9	206	202	246	287	251	264	263	222	213	214	241	298	253	223	239	235	296	243	265	301	286	220	306	309	211	304	260	269					
Lap 10	206	202	246	287	251	264	263	222	213	214	241	298	253	223	239	235	296	243	265	301	286	309	211	304	260	306	269	220					

Timekeeper *Albert Perez*

Race Director *[Signature]*



OK
**Qualifying Heat C-D
Analysis**

For information purposes. No official / regulatory value

Laps	Sector 1	Sector 2	Sector 3	Lap Time	Spd	Laps	Sector 1	Sector 2	Sector 3	Lap Time	Spd	Laps	Sector 1	Sector 2	Sector 3	Lap Time	Spd
No.202 RAMAEKERS Thibaut						7	19.783	26.522	15.867	1:02.172	120	3	20.171	26.175	16.056	1:02.402	118
1	20.514	25.859	16.181	1:02.554	118	8	19.587	25.697	15.839	1:01.123	121	4	19.544	25.628	16.259	1:01.431	120
2	19.580	25.598	15.875	1:01.053	118	9	20.243	25.739	15.986	1:01.968	120	5	20.304	26.638	16.011	1:02.953	119
3	19.545	25.581	15.906	1:01.032	119	10	19.774	25.954	16.246	1:01.974	120	6	19.541	25.595	15.846	1:00.982	119
4	19.587	25.723	15.862	1:01.172	119	No.214 PAVAN Sebastiano						7	19.587	25.598	15.882	1:01.067	119
5	19.481	25.577	15.892	1:00.950	120	1	21.005	25.898	16.994	1:03.897	115	8	19.544	25.642	15.920	1:01.106	118
6	19.435	25.527	15.946	1:00.908	120	2	20.707	26.033	16.797	1:03.537	119	9	19.593	25.780	15.960	1:01.333	119
7	19.497	25.620	15.924	1:01.041	120	3	20.112	26.058	15.952	1:02.122	119	10	19.629	25.763	16.095	1:01.487	118
8	19.490	25.601	15.962	1:01.053	120	4	19.637	25.618	15.831	1:01.086	119	No.235 NIKISHOV Nikita					
9	19.514	25.683	15.876	1:01.073	119	5	19.482	25.534	15.890	1:00.906	120	1	21.940	26.180	17.321	1:05.441	116
10	19.599	25.742	16.015	1:01.356	119	6	19.491	25.520	15.916	1:00.927	120	2	20.028	25.862	17.203	1:03.093	118
No.206 PESL Jindrich						7	19.602	25.549	15.904	1:01.055	120	3	20.000	25.698	15.941	1:01.639	118
1	20.102	25.834	15.938	1:01.874	118	8	19.480	25.553	15.941	1:00.974	120	4	19.569	25.724	15.944	1:01.237	117
2	19.512	25.629	15.891	1:01.032	118	9	19.688	25.620	15.998	1:01.306	120	5	19.632	26.158	16.415	1:02.205	118
3	19.612	25.739	15.874	1:01.225	119	10	19.564	25.985	16.309	1:01.858	119	6	19.487	25.733	15.989	1:01.209	117
4	19.573	25.714	15.860	1:01.147	119	No.220 HELDER Jorn						7	19.562	25.846	15.972	1:01.380	118
5	19.460	25.678	15.865	1:01.003	120	1	23.035	26.601	16.903	1:06.539	113	8	19.583	26.164	16.030	1:01.777	118
6	19.487	25.647	15.863	1:00.997	119	2	20.031	25.963	16.119	1:02.113	119	9	19.580	25.967	16.010	1:01.557	117
7	19.516	25.661	15.875	1:01.052	119	3	20.432	25.743	15.922	1:02.097	119	10	19.611	25.986	16.085	1:01.682	117
8	19.517	25.645	15.898	1:01.060	119	4	19.664	25.749	15.984	1:01.397	119	No.239 SAVELEV Makar					
9	19.524	25.715	15.888	1:01.127	119	5	19.734	26.054	17.174	1:02.962	117	1	22.711	26.274	16.795	1:05.780	118
10	19.561	25.733	15.974	1:01.268	118	6	20.818	26.271	16.236	1:03.325	119	2	20.409	25.643	16.281	1:02.333	120
No.211 GALAN Oskar						7	19.520	25.699	15.931	1:01.150	120	3	20.176	25.649	15.952	1:01.777	120
1	23.080	27.253	16.992	1:07.325	116	8	19.463	26.064	15.870	1:01.397	120	4	19.573	25.737	15.994	1:01.304	120
2	20.743	26.739	15.941	1:03.423	119	9	19.619	25.862	16.160	1:01.641	119	5	19.960	26.488	16.445	1:02.893	121
3	19.890	26.264	16.577	1:02.731	118	10	19.901	34.340	16.382	1:10.623	117	6	19.678	25.711	15.989	1:01.378	120
4	19.409	25.585	15.970	1:00.964	118	No.222 RASMUSSEN Oliver Fodor						7	19.496	25.721	15.932	1:01.149	120
5	20.361	25.676	15.978	1:02.015	120	1	21.126	25.765	16.830	1:03.721	114	8	19.547	25.869	15.965	1:01.381	119
6	19.790	26.057	16.470	1:02.317	120	2	20.578	25.504	15.944	1:02.026	117	9	19.548	25.835	16.014	1:01.397	118
7	19.594	25.769	16.194	1:01.557	119	3	19.668	25.551	15.900	1:01.119	118	10	19.574	25.773	16.123	1:01.470	118
8	19.483	25.789	15.999	1:01.271	120	4	19.473	25.512	15.862	1:00.847	119	No.241 KOLOVOS Stylianos Taxiarchis					
9	19.628	25.836	15.965	1:01.429	120	5	19.540	25.484	15.865	1:00.889	120	1	21.834	27.001	16.284	1:05.119	118
10	19.946	26.083	16.213	1:02.242	119	6	19.486	25.576	15.983	1:01.045	120	2	19.957	25.828	16.699	1:02.484	117
No.213 KACZYNSKI Elliot						7	20.277	25.943	15.903	1:02.123	120	3	20.126	26.140	16.128	1:02.394	119
1	20.956	25.871	16.178	1:03.005	120	8	19.686	25.632	15.951	1:01.269	121	4	19.528	25.640	16.053	1:01.221	118
2	20.397	26.337	16.257	1:02.991	119	9	20.270	25.734	15.956	1:01.960	120	5	19.391	25.589	15.962	1:00.942	119
3	19.550	25.591	16.175	1:01.316	121	10	19.711	25.699	16.008	1:01.418	119	6	19.370	25.573	15.883	1:00.826	119
4	19.631	25.578	15.922	1:01.131	120	No.223 PRADIER Thomas Cyrille						7	19.554	25.725	15.936	1:01.215	119
5	19.535	25.600	15.820	1:00.955	121	1	21.623	26.526	15.906	1:04.055	118	8	19.507	25.715	15.918	1:01.140	119
6	19.516	25.618	15.861	1:00.995	121	2	20.429	25.811	16.756	1:02.996	119	9	19.551	25.815	15.989	1:01.355	119

 Timekeeper 

 Race Director 


OK
Qualifying Heat C-D Analysis

For information purposes. No official / regulatory value

Laps	Sector 1	Sector 2	Sector 3	Lap Time	Spd	Laps	Sector 1	Sector 2	Sector 3	Lap Time	Spd	Laps	Sector 1	Sector 2	Sector 3	Lap Time	Spd
No.243 KAWPENG Sebastien						No.257 SACHSE Bertram						No.265 PARKER Skye					
1	22.790	26.332	16.804	1:05.926	115	1	23.404	26.626	16.876	1:06.906	114	1	23.362	26.637	16.844	1:06.843	117
2	20.389	25.728	16.248	1:02.365	117	2	20.041	25.768	16.288	1:02.097	117	2	20.244	25.831	16.048	1:02.123	120
3	20.143	25.703	16.002	1:01.848	117	3	29.080	26.599	15.989	1:11.668	117	3	20.830	25.796	15.875	1:02.501	120
4	19.953	25.785	16.017	1:01.755	115	No.260 CEGIELSKI Franciszek						4	19.565	25.654	15.831	1:01.050	120
5	19.719	26.363	17.198	1:03.280	115	1	23.668	27.212	16.715	1:07.595	106	5	19.625	25.782	16.778	1:02.185	119
6	19.985	25.918	15.982	1:01.885	118	2	20.895	26.778	15.955	1:03.628	121	6	19.790	25.905	15.930	1:01.625	120
7	19.568	25.840	15.997	1:01.405	118	3	20.215	25.741	16.213	1:02.169	120	7	19.547	25.914	15.952	1:01.413	120
8	19.634	25.929	15.939	1:01.502	118	4	19.960	25.748	15.905	1:01.613	120	8	19.633	25.921	15.958	1:01.512	120
9	19.673	25.923	16.435	1:02.031	116	5	19.509	25.768	15.918	1:01.195	121	9	19.669	26.206	16.478	1:02.353	120
10	19.694	25.862	15.980	1:01.536	115	6	19.774	25.922	16.625	1:02.321	121	10	19.922	25.921	16.384	1:02.227	119
No.246 CRAIGIE Kenzo						No.263 WOLFE Noah						No.268 GARCIA LOPEZ Aaron					
1	20.630	25.958	16.192	1:02.780	120	1	21.221	25.874	16.194	1:03.289	116	1	22.769	26.564	16.502	1:05.835	117
2	20.361	25.710	15.881	1:01.952	118	2	19.756	25.903	16.086	1:01.745	119	2	20.458	25.914	16.477	1:02.849	118
3	19.508	25.523	15.839	1:00.870	119	3	19.436	25.613	15.853	1:00.902	119	3	20.455	25.923	15.994	1:02.372	118
4	19.564	25.614	15.814	1:00.992	119	4	19.468	25.602	15.925	1:00.995	119	4	19.574	25.808	16.001	1:01.383	118
5	19.509	25.563	15.864	1:00.936	120	5	19.479	25.639	15.924	1:01.042	120	5	19.567	25.904	16.909	1:02.380	116
6	19.427	25.523	15.835	1:00.785	120	6	19.488	25.638	16.050	1:01.176	119	6	19.694	25.779	15.983	1:01.456	118
7	19.533	25.639	15.871	1:01.043	121	7	20.098	25.694	15.926	1:01.718	119	7	19.471	25.759	15.922	1:01.152	118
8	19.537	25.698	15.848	1:01.083	120	8	19.510	25.755	16.355	1:01.620	119	No.269 ALATORRE ARTIGAS Mariano					
9	19.529	25.654	15.917	1:01.100	119	9	20.165	25.768	15.976	1:01.909	119	1	23.034	26.902	16.945	1:06.881	116
10	19.685	25.761	16.228	1:01.674	118	10	19.752	26.201	16.051	1:02.004	120	2	20.535	26.944	16.197	1:03.676	117
No.251 MICALLEF Jacob						No.264 IVANNIKOV Vladimir						No.282 HARASTEY Daniel					
1	20.390	25.872	16.505	1:02.767	120	1	21.091	25.821	16.378	1:03.290	119	1	23.677	27.384	16.507	1:07.568	117
2	20.496	25.621	16.142	1:02.259	120	2	19.651	25.975	15.796	1:01.422	121	No.286 ANZHE Sun					
3	19.708	25.611	15.855	1:01.174	120	3	19.572	25.623	15.853	1:01.048	122	1	22.851	26.810	17.012	1:06.673	111
4	19.567	25.529	15.840	1:00.936	120	4	19.626	25.572	15.831	1:01.029	121	2	20.719	25.755	15.992	1:02.466	119
5	19.633	25.544	15.839	1:01.016	121	5	19.523	25.716	15.830	1:01.069	122						
6	19.580	25.604	15.856	1:01.040	121												
7	19.553	25.658	15.936	1:01.147	120												
8	19.538	25.586	15.888	1:01.012	121												
9	19.626	25.658	16.011	1:01.295	121												
10	19.655	25.745	15.987	1:01.387	120												
No.252 MATSUI Sara																	
1	23.076	26.711	17.034	1:06.821	111												
2	20.089	25.885	16.196	1:02.170	118												
No.253 KUKLANE Roland																	
1	22.534	26.211	16.959	1:05.704	118												
2	20.449	25.663	16.381	1:02.493	119												

 Timekeeper 

 Race Director 

OK

Qualifying Heat C-D Analysis

For information purposes. No official / regulatory value

Laps	Sector 1	Sector 2	Sector 3	Lap Time	Spd	Laps	Sector 1	Sector 2	Sector 3	Lap Time	Spd	Laps	Sector 1	Sector 2	Sector 3	Lap Time	Spd	
3	20.875	26.263	16.040	1:03.178	119	10	19.729	25.970	16.692	1:02.391	118	6	20.234	26.528	16.620	1:03.382	120	
4	19.596	25.687	15.997	1:01.280	119	No.301 GIRARDET Alois						7	19.626	25.773	15.983	1:01.382	119	
5	19.590	25.661	16.064	1:01.315	121	1	23.436	26.845	16.726	1:07.007	115	8	19.522	25.968	15.992	1:01.482	121	
6	20.306	26.140	15.930	1:02.376	119	2	20.472	26.035	15.982	1:02.489	117	9	19.612	25.841	16.009	1:01.462	121	
7	19.564	25.774	15.950	1:01.288	120	3	20.302	25.952	15.905	1:02.159	119	10	19.902	26.138	16.214	1:02.254	119	
8	19.556	25.917	16.011	1:01.484	120	4	19.538	25.761	15.969	1:01.268	117							
9	19.642	25.987	16.155	1:01.784	119	5	19.464	25.895	16.343	1:01.702	118							
10	20.091	26.008	16.104	1:02.203	119	6	19.973	26.049	15.987	1:02.009	118							
No.287 SMITH Joseph						7	19.518	25.916	15.939	1:01.373	119							
1	20.640	25.957	16.231	1:02.828	119	8	19.594	25.941	16.056	1:01.591	118							
2	19.796	25.494	15.894	1:01.184	119	9	19.578	25.870	16.485	1:01.933	119							
3	19.553	25.569	15.841	1:00.963	120	10	20.035	25.862	16.376	1:02.273	118							
4	19.524	25.661	15.898	1:01.083	120	No.304 GHEYSEN Lucas												
5	19.515	25.595	15.943	1:01.053	121	1	23.457	27.375	16.646	1:07.478	112							
6	19.604	25.612	15.908	1:01.124	120	2	20.398	26.869	15.952	1:03.219	120							
7	19.570	25.616	15.907	1:01.093	120	3	19.804	26.283	16.293	1:02.380	119							
8	19.515	25.961	15.993	1:01.469	121	4	20.400	25.829	15.964	1:02.193	118							
9	19.640	25.817	15.938	1:01.395	120	5	19.654	25.656	15.820	1:01.130	120							
10	19.725	25.824	15.969	1:01.518	119	6	19.630	25.856	16.356	1:01.842	120							
No.296 GARST Marco						7	19.744	25.624	16.345	1:01.713	119							
1	22.578	26.356	16.850	1:05.784	118	8	19.493	25.851	15.953	1:01.297	119							
2	20.776	25.817	16.163	1:02.756	121	9	19.617	25.721	15.983	1:01.321	119							
3	20.586	25.772	15.897	1:02.255	121	10	19.866	26.316	16.037	1:02.219	119							
4	19.648	25.770	15.925	1:01.343	120	No.306 ANDRIOTIS Paul												
5	19.837	25.944	16.147	1:01.928	121	1	22.251	26.422	19.830	1:08.503	103							
6	19.681	25.690	16.206	1:01.577	122	2	21.212	26.405	15.943	1:03.560	119							
7	19.788	25.773	15.924	1:01.485	121	3	19.784	25.783	16.504	1:02.071	118							
8	19.690	25.754	15.951	1:01.395	121	4	19.472	25.617	15.878	1:00.967	119							
9	19.758	25.857	15.945	1:01.560	120	5	19.729	25.540	15.918	1:01.187	120							
10	19.755	25.876	16.121	1:01.752	120	6	20.169	26.039	16.238	1:02.446	119							
No.298 ROCCHIO Gino						7	19.402	25.670	15.898	1:00.970	120							
1	21.970	26.334	15.985	1:04.289	119	8	19.467	26.021	15.869	1:01.357	120							
2	20.240	25.797	16.764	1:02.801	119	9	19.741	25.984	16.389	1:02.114	119							
3	20.323	26.133	16.076	1:02.532	121	10	19.882	30.121	16.295	1:06.298	117							
4	19.698	25.660	15.963	1:01.321	121	No.309 KARA OSMAN Amin												
5	19.862	25.523	15.874	1:01.259	120	1	23.629	27.435	16.420	1:07.484	115							
6	19.449	25.539	15.844	1:00.832	120	2	20.133	26.105	16.006	1:02.244	119							
7	19.536	25.588	15.868	1:00.992	120	3	19.974	26.133	15.998	1:02.105	120							
8	19.621	25.645	15.892	1:01.158	120	4	19.493	25.720	16.003	1:01.216	120							
9	19.618	25.665	15.923	1:01.206	120	5	19.522	25.751	16.172	1:01.445	121							

Timekeeper *Albert Perez*

Race Director *[Signature]*



OK

Qualifying Heat C-D


Document 29

Starting Grid

Subject to scrutineering & sporting investigations

31 th	269 ALATORRE ARTIGAS Mariano KR	ESP	16	282 HARASTEY Daniel KR / IAME	CZE	32 th
29 th	309 KARA OSMAN Amin EXPRIT / TM	GER	15	304 GHEYSEN Lucas KR / TM	BRA	30 th
27 th	260 CEGIELSKI Franciszek KR / TM	POL	14	301 GIRARDET Alois CRG / IAME	FRA	28 th
25 th	268 GARCIA LOPEZ Aaron KR	ESP	13	286 ANZHE Sun KR / IAME	ITA	26 th
23 th	211 GALAN Oskar KR / IAME	POL	12	265 PARKER Skye BIREL ART / TM KART	GBR	24 th
21 th	220 HELDER Jorn HENZA / IAME	NED	11	257 SACHSE Bertram HENZA / IAME	DEN	22 th
19 th	252 MATSUI Sara KR / IAME	JPN	10	235 NIKISHOV Nikita KR / IAME	ESP	20 th
17 th	239 SAVELEV Makar KR / IAME	KGZ	9	243 KAWPENG Sebastien KR / IAME	ITA	18 th
15 th	296 GARST Marco KR / IAME	DEN	8	263 WOLFE Noah BIREL ART / TM KART	GBR	16 th
13 th	253 KUKLANE Roland KR / TM	EST	7	298 ROCCHIO Gino TONY KART / VORTEX	ITA	14 th
11 th	306 ANDRIOTIS Paul ENERGY CORSE / TM	SUI	6	223 PRADIER Thomas Cyrille TONY KART / VORTEX	FRA	12 th
9 th	214 PAVAN Sebastiano TONY KART / TM	ITA	5	264 IVANNIKOV Vladimir BIREL ART / TM KART	ITA	10 th
7 th	213 KACZYNSKI Elliot TONY KART / TM	SWE	4	222 RASMUSSEN Oliver Fodor TONY KART / VORTEX	DEN	8 th
5 th	287 SMITH Joseph KR / IAME	GBR	3	241 KOLOVOS Stylianos Taxiarchis KR / IAME	GRE	6 th
3 rd	251 MICALLEF Jacob KR / IAME	MLT	2	246 CRAIGIE Kenzo KR / IAME	GBR	4 th
1 st	206 PESL Jindrich TONY KART / VORTEX	CZE	1	202 RAMAEKERS Thibaut KR / IAME	BEL	2 nd

POLE POSITION



Start : 27/03 - 15:05 10 Laps = 15.880 km

Timekeeper

Albert Perez

Race Director

[Signature]

Champions of the Future 2025 Euro Series: R1 - Campillos (ESP) 26-29/03/2025

Page 1 / 1

www.championskarting.com / RGMCM

Apex Timing GoRacing **APEX**

OK

Qualifying Heat E-F Results

Document 43.2

Subject to scrutineering & sporting investigations

Rnk	No.	Competitor	E. Nat	Driver	D. Nat	Equipment	Laps	Gap	Interv.	Best lap	Spd	Penalty	Points
1	▲3	242	ITA	MARTINESE Iaccopo	ITA	KR / IAME	10			1:00.987	118.7		50
2	▼1	272	GBR	SALA Filippo	ITA	EXPRIT / TM	10	2.012	2.012	1:00.918	119.4		44
3	▬	240	ITA	KELLEHER Daniel	ITA	KR / IAME	10	2.703	0.691	1:00.910	120.7		41
4	▲2	244	ITA	FRANCIS Lewis	AUS	KR / IAME	10	3.428	0.725	1:00.950	121.1		38
5	▼3	302	ITA	SHARP Aston	GBR	BIREL ART / TM	10	3.760	0.332	1:00.908	120.6		36
6	▲1	289	FRA	COCHET Louis	FRA	KR / IAME	10	4.800	1.040	1:00.782	121.2		34
7	▲2	279	BEL	CORBI Matt	SUI	KR / IAME	10	5.691	0.891	1:00.979	119.9		32
8	▲2	217	NED	KOIVISTO Emeeli	FIN	HENZA / IAME	10	6.094	0.403	1:00.986	119.6		30
9	▼4	291	ITA	DERUNOV Efim	KGZ	PAROLIN / TM	10	6.910	0.816	1:01.143	119.8		28
10	▼2	305	ITA	FIRHAND Qarrar	INA	PAROLIN / TM	10	7.762	0.852	1:01.115	118.8		27
11	▲7	275	ITA	MARTI Hugo	ESP	PAROLIN / TM	10	10.707	2.945	1:01.366	121.3		26
12	▲15	234	ESP	GREEN Zac	GBR	KR / IAME	10	10.842	0.135	1:00.889	119.5		25
13	▲2	290	FRA	CHARTIER Alexander	CAN	KR / IAME	10	11.714	0.872	1:01.234	120.9		24
14	▼2	299	ITA	NETO Maria	POR	CRG / IAME	10	12.830	1.116	1:01.078	117.7	+5.000	23
15	▲10	274	FRA	ROUSSEL Romeo	FRA	KR / IAME	10	13.231	0.401	1:01.149	119.6		22
16	▲13	261	POL	RAFALIK Maksymilian	POL	KR / TM	10	13.952	0.721	1:01.120	120.1		21
17	▼1	255	ITA	ZHAO Zijun	CHN	KR / IAME	10	14.442	0.490	1:01.221	120.3		20
18	▲2	278	BEL	KLEMETSEN Vegard	NOR	KR / IAME	10	15.042	0.600	1:01.075	120.5		19
19	▲11	225	GBR	SUN Yibei	ITA	LN / TM	10	15.155	0.113	1:01.152	120.8		18
20	▲12	237	ITA	NOUGUEYREDE Clovis	FRA	CRG / IAME	10	15.881	0.726	1:01.404	118.9		17
21	▲3	267	ESP	TORT MAS Lluís	ESP	KR	10	16.546	0.665	1:01.429	118.9		16
22	▬	228	ITA	MINNS Sebastian	GBR	CRG / IAME	10	16.615	0.069	1:01.408	117.3	+5.000	15
23	▲5	293	CZE	POKORNY Daniel	CZE	EXPRIT	10	16.637	0.022	1:01.408	119.3		14
24	▼7	254	ITA	PEDERSEN Dean	USA	KR / IAME	10	18.453	1.816	1:01.206	118.3		13
25	▼14	236	ESP	KERDAL François Dario	SUI	KR / IAME	10	18.556	0.103	1:01.253	118.3	+5.000	12
26	▼3	280	BEL	STILLER Peter	ITA	KR / IAME	10	21.393	2.837	1:01.189	119.2	+5.000	11
27	▼6	232	ESP	ARNAUDO Fausto	ARG	KR / IAME	9	1 Lap	1 Lap	1:01.125	120.1	+5.000	10
28	▼15	247	ITA	BERNOLDI Bernardo	ITA	KR	8	2 Laps	1 Lap	1:01.459	120.3		9
29	▼10	307	ITA	KRUTOHOLOV Lev	UKR	ENERGY CORSE / IAME	8	2 Laps	0.103	1:01.069	120.6		8
30	▼4	310	BEL	MEUNIER Senna	BEL	KR	7	3 Laps	1 Lap	1:01.077	121.1		7
31	▼17	259	GBR	STADTLER Oliver	GER	KR / IAME	5	5 Laps	2 Laps	1:01.304	119.6		6
32	▼1	258	BEL	HOANG Arthur	BEL	KR	0	10 Laps	5 Laps				5

No.299 NETO Maria : 5 sec time penalty for incorrectly installed Front Fairing or incorrect position of front fairing. According to Stewards' Decision No.12-299.
 No.228 MINNS Sebastian : 5 sec time penalty for incorrectly installed Front Fairing or incorrect position of front fairing. According to Stewards' Decision No.12-228.
 No.236 KERDAL François Dario : 5 sec time penalty for incorrectly installed Front Fairing or incorrect position of front fairing. According to Stewards' Decision No.12-236.
 No.280 STILLER Peter : 5 sec time penalty for incorrectly installed Front Fairing or incorrect position of front fairing. According to Stewards' Decision No.12-280.
 No.232 ARNAUDO Fausto : 5 sec time penalty for incorrectly installed Front Fairing or incorrect position of front fairing. According to Stewards' Decision No.12-232.

Leaders : No.242 MARTINESE Iaccopo (1-10)

Start Time : 27/03 - 14:28:06

Best lap : No.289 COCHET Louis 1:00.782 94.05 kph

Weather : Scattered cloud Air : 18°C Track : Dry

Event Record : No.277 COSTOYA Christian 59.897 95.44 kph

No.259 04:51 Lap 4

Steward #1

Steward #2

Steward #3

OK

Qualifying Heat E-F

For information purposes. No official / regulatory value

Lap Chart

	1	2	3	4	5	6	7	8	9	10	11	12	13	14	15	16	17	18	19	20	21	22	23	24	25	26	27	28	29	30	31	32
Grid	272	302	240	242	291	244	289	305	279	217	236	299	247	259	290	255	254	275	307	278	232	228	280	267	274	310	234	293	261	225	258	237
Start	272	302	242	240	244	291	289	305	279	217	236	299	247	259	290	254	255	307	275	232	278	228	267	280	274	310	234	293	225	261	237	258
Lap 1 Interval	242	272	240	244	302	289	305	291	279	290	217	275	228	299	259	247	232	307	254	234	255	236	274	278	280	267	310	237	293	225	261	
	1.4	0.0	0.0	0.4	0.1	0.0	0.3	1.3	1.0	0.1	0.1	0.0	0.0	0.3	0.0	0.1	0.1	0.3	0.1	0.0	0.0	0.1	0.0	0.1	0.4	0.4	0.1	0.2	0.1	0.1		
Lap 2	242	272	240	302	244	289	305	291	279	217	290	228	299	275	247	232	254	259	234	255	307	278	274	236	237	225	310	261	267	293	280	
	2.0	0.2	0.3	0.2	0.1	0.0	0.1	0.7	1.5	0.2	0.0	0.0	0.1	0.3	0.2	0.7	0.1	0.1	0.2	0.3	0.4	0.6	0.2	0.1	0.1	0.3	0.1	0.3	0.4	0.2		
Lap 3	242	272	302	240	289	244	291	305	279	217	228	299	275	290	247	254	232	259	234	278	307	255	274	236	237	261	225	310	293	267	280	
	1.9	0.3	0.1	0.5	0.2	0.2	0.5	0.1	1.1	0.6	0.1	0.3	0.5	0.2	0.6	0.1	0.1	0.1	0.8	0.2	0.0	0.1	0.3	0.2	0.8	0.3	0.4	0.2	0.2	0.1		
Lap 4	242	272	302	240	289	244	291	279	305	217	228	275	299	290	247	254	232	259	234	278	307	274	255	237	236	261	225	310	293	267	280	
	1.8	0.2	0.2	0.5	0.3	0.2	0.5	0.3	0.7	1.3	0.3	0.2	0.3	0.0	0.2	0.1	0.2	0.1	0.7	0.2	0.2	0.3	0.4	0.2	0.1	0.3	0.3	0.3	0.6	0.1	0.2	
Lap 5	242	272	302	240	289	244	291	279	305	217	228	299	275	290	247	232	254	259	234	278	307	274	255	236	237	261	225	310	293	280	267	
	1.8	0.2	0.2	0.5	0.2	0.4	0.4	0.4	0.6	1.9	0.2	0.0	0.2	0.4	0.4	0.2	0.0	0.1	0.1	0.2	0.3	0.5	0.4	0.2	0.1	0.4	0.2	0.9	0.6	0.2		
Lap 6	242	272	302	240	289	244	291	279	305	217	299	228	290	275	232	247	234	254	307	274	236	237	255	261	278	225	310	293	280	267		
	1.8	0.1	0.2	0.4	0.4	0.5	0.2	0.7	0.5	2.4	0.2	0.2	0.3	0.8	0.2	0.7	0.2	0.0	0.2	1.1	0.2	0.4	0.0	0.0	0.0	0.0	0.1	0.3	0.4			
Lap 7	242	272	240	302	289	244	279	291	305	217	299	228	290	275	232	247	234	307	274	254	236	237	261	255	225	293	278	280	267	310		
	2.3	0.5	0.0	0.0	0.0	0.9	0.2	0.5	0.3	2.3	0.6	0.2	0.2	0.5	0.6	0.1	0.6	0.9	0.0	0.5	0.5	0.5	0.1	0.2	0.3	0.4	0.1	0.0	4.7			
Lap 8	242	272	240	244	302	279	289	291	305	217	299	228	290	275	232	234	247	307	274	254	236	261	237	255	225	293	278	280	267			
	2.3	0.6	1.3	0.3	0.0	0.0	0.2	0.0	0.2	2.2	1.4	0.0	0.0	0.0	1.3	0.2	0.1	0.7	0.3	0.2	1.0	0.3	0.1	0.1	0.2	0.2	0.3	0.2				
Lap 9	242	272	240	244	302	289	279	217	305	291	299	228	232	275	290	234	274	236	254	261	255	225	237	278	267	280	293					
	2.5	0.6	1.0	0.4	0.7	0.6	0.3	0.0	0.0	1.1	2.7	0.0	0.0	0.1	0.1	1.6	0.8	0.1	0.3	0.6	0.3	0.2	0.2	0.5	0.1	0.1						
Lap 10	242	272	240	244	302	289	279	217	291	305	299	275	234	228	290	274	236	261	255	278	225	237	280	267	293	254						
	2.0	0.6	0.7	0.3	1.0	0.8	0.4	0.8	0.8	0.0	2.8	0.1	0.7	0.0	1.5	0.3	0.3	0.4	0.6	0.1	0.7	0.5	0.1	0.0	1.8							

Timekeeper *Albert Perez*

Race Director *[Signature]*



OK
Qualifying Heat E-F Analysis

For information purposes. No official / regulatory value

Laps	Sector 1	Sector 2	Sector 3	Lap Time	Spd	Laps	Sector 1	Sector 2	Sector 3	Lap Time	Spd	Laps	Sector 1	Sector 2	Sector 3	Lap Time	Spd
No.217 KOIVISTO Emeeli						7	19.526	25.609	15.990	1:01.125	120	4	19.600	25.687	15.846	1:01.133	120
1	22.727	27.591	17.223	1:07.541	117	8	19.529	25.660	16.099	1:01.288	121	5	19.520	25.577	15.841	1:00.938	120
2	19.729	25.836	16.225	1:01.790	116	9	20.346	25.820	16.268	1:02.434	120	6	19.466	25.588	15.856	1:00.910	120
3	19.577	25.592	15.864	1:01.033	118	No.234 GREEN Zac						7	19.516	25.858	16.448	1:01.822	118
4	19.514	25.611	15.918	1:01.043	118	1	23.060	27.444	17.317	1:07.821	116	8	19.960	25.562	15.954	1:01.476	119
5	19.517	25.601	15.868	1:00.986	119	2	20.491	25.929	16.000	1:02.420	119	9	19.661	25.746	16.063	1:01.470	118
6	19.571	25.616	15.885	1:01.072	119	3	19.970	26.073	15.936	1:01.979	119	10	19.674	25.771	16.103	1:01.548	118
7	19.579	25.627	15.972	1:01.178	119	4	19.601	25.696	15.957	1:01.254	120	No.242 MARTINESE Iaccopo					
8	19.752	25.739	16.008	1:01.499	121	5	20.003	25.649	16.016	1:01.668	120	1	20.818	25.882	16.002	1:02.702	117
9	19.909	25.884	16.515	1:02.308	116	6	20.455	25.721	16.151	1:02.327	118	2	19.569	25.756	15.992	1:01.317	117
10	20.008	25.745	15.992	1:01.745	118	7	19.451	25.504	15.934	1:00.889	119	3	19.704	25.641	15.966	1:01.311	118
No.225 SUN Yibei						8	19.553	26.014	16.341	1:01.908	118	4	19.557	25.706	15.968	1:01.231	118
1	23.904	28.548	16.875	1:09.327	120	9	19.523	25.841	16.060	1:01.424	120	5	19.489	25.610	15.888	1:00.987	118
2	20.589	26.075	16.231	1:02.895	120	10	20.512	25.652	15.947	1:02.111	119	6	19.519	25.636	15.899	1:01.054	118
3	20.213	26.611	15.987	1:02.811	120	No.236 KERDAL François Dario						7	19.525	25.635	15.914	1:01.074	118
4	19.578	25.636	15.938	1:01.152	120	1	23.449	27.701	17.913	1:09.063	113	8	19.709	25.759	15.915	1:01.383	118
5	19.668	25.672	15.946	1:01.286	121	2	21.533	26.156	16.505	1:04.194	117	9	19.610	25.762	15.921	1:01.293	118
6	19.729	25.864	16.749	1:02.342	117	3	20.205	25.669	15.877	1:01.751	118	10	20.015	25.928	16.071	1:02.014	117
7	20.408	25.673	15.918	1:01.999	121	4	19.543	26.323	15.902	1:01.768	119	No.244 FRANCIS Lewis					
8	19.722	25.868	16.006	1:01.596	121	5	19.522	25.869	15.862	1:01.253	118	1	21.448	26.220	16.568	1:04.236	117
9	20.055	25.998	16.047	1:02.100	120	6	19.469	26.250	16.489	1:02.208	117	2	20.325	25.909	16.364	1:02.598	118
10	19.834	26.032	16.454	1:02.320	118	7	19.596	25.758	16.114	1:01.468	118	3	20.049	25.698	15.904	1:01.651	120
No.228 MINNS Sebastian						8	19.606	25.798	16.027	1:01.431	119	4	19.578	25.594	16.001	1:01.173	119
1	23.086	27.021	16.950	1:07.057	115	9	19.687	26.100	16.397	1:02.184	117	5	19.517	25.578	15.855	1:00.950	121
2	19.865	25.800	16.104	1:01.769	116	10	19.830	26.247	16.196	1:02.273	116	6	19.510	25.602	15.877	1:00.989	120
3	19.710	25.669	16.029	1:01.408	117	No.237 NOUGUEYREDE Clovis						7	19.481	25.626	16.007	1:01.114	120
4	19.539	26.136	16.137	1:01.812	116	1	23.456	28.596	16.770	1:08.822	118	8	20.339	26.053	16.201	1:02.593	119
5	19.692	25.803	16.069	1:01.564	116	2	20.705	26.079	16.258	1:03.042	118	9	19.595	25.679	15.927	1:01.201	119
6	19.561	25.850	16.383	1:01.794	118	3	20.278	25.646	15.878	1:01.802	118	10	19.600	25.646	15.972	1:01.218	118
7	19.601	25.800	16.071	1:01.472	117	4	19.498	26.050	15.856	1:01.404	118	No.247 BERNOLDI Bernardo					
8	19.665	25.824	16.722	1:02.211	116	5	19.523	26.134	15.970	1:01.627	119	1	23.102	27.560	17.485	1:08.147	116
9	20.279	25.917	16.368	1:02.564	116	6	19.935	25.832	16.514	1:02.281	117	2	20.135	25.694	15.996	1:01.825	120
10	21.213	25.914	16.186	1:03.313	116	7	19.601	25.941	16.163	1:01.705	118	3	20.641	25.561	15.872	1:02.074	120
No.232 ARNAUDO Fausto						8	19.695	26.011	16.553	1:02.259	118	4	19.494	25.665	16.468	1:01.627	116
1	23.192	27.173	17.409	1:07.774	115	9	20.119	26.340	16.213	1:02.672	118	5	19.912	25.776	15.968	1:01.656	120
2	20.256	25.713	15.957	1:01.926	120	10	20.099	26.331	16.322	1:02.752	117	6	19.588	26.564	16.288	1:02.440	120
3	20.909	25.793	15.998	1:02.700	119	No.240 KELLEHER Daniel						7	19.548	25.901	16.010	1:01.459	120
4	19.544	25.594	16.077	1:01.215	118	1	21.252	26.110	16.860	1:04.222	119	8	19.565	26.293	16.477	1:02.335	120
5	19.890	25.775	15.983	1:01.648	119	2	20.296	25.694	16.024	1:02.014	119	No.254 PEDERSEN Dean					
6	19.474	26.093	16.194	1:01.761	119	3	19.660	25.672	16.184	1:01.516	120	1	23.517	27.640	17.371	1:08.528	116

 Timekeeper 

 Race Director 


OK
Qualifying Heat E-F Analysis

For information purposes. No official / regulatory value

Laps	Sector 1	Sector 2	Sector 3	Lap Time	Spd	Laps	Sector 1	Sector 2	Sector 3	Lap Time	Spd	Laps	Sector 1	Sector 2	Sector 3	Lap Time	Spd
2	20.466	25.748	16.014	1:02.228	119	3	19.909	26.718	16.315	1:02.942	119	10	20.238	25.905	16.116	1:02.259	118
3	19.963	25.795	15.970	1:01.728	118	4	19.571	25.817	16.042	1:01.430	119	No.278 KLEMETSEN Vegard					
4	19.419	25.651	16.136	1:01.206	118	5	19.670	25.830	16.621	1:02.121	117	1	23.633	27.901	17.211	1:08.745	119
5	19.963	25.765	16.377	1:02.105	118	6	19.586	25.838	16.005	1:01.429	118	2	21.153	26.024	15.855	1:03.032	118
6	20.262	25.882	16.596	1:02.740	119	7	20.072	25.775	16.063	1:01.910	120	3	19.470	26.178	16.188	1:01.836	117
7	19.858	25.916	16.534	1:02.308	119	8	19.731	25.892	16.051	1:01.674	119	4	19.479	25.617	16.013	1:01.109	117
8	19.708	25.904	16.114	1:01.726	119	9	20.104	25.924	16.064	1:02.092	117	5	19.544	25.565	15.966	1:01.075	120
9	19.709	26.542	16.353	1:02.604	119	10	19.899	25.820	16.888	1:02.607	115	6	20.260	26.879	17.616	1:04.755	116
10	19.921			1:07.048	116	No.272 SALA Filippo						7	21.032	25.779	16.067	1:02.878	119
No.255 ZHAO Zijun						1	21.176	26.421	16.618	1:04.215	116	8	19.614	25.648	15.992	1:01.254	120
1	23.503	27.800	17.261	1:08.564	116	2	19.941	25.897	16.030	1:01.868	118	9	20.459	25.747	15.950	1:02.156	119
2	20.690	25.929	15.946	1:02.565	119	3	19.616	25.721	15.899	1:01.236	118	10	19.713	25.706	16.241	1:01.660	118
3	19.818	26.329	16.828	1:02.975	119	4	19.611	25.654	15.921	1:01.186	119	No.279 CORBI Matt					
4	19.893	25.984	15.924	1:01.801	119	5	19.493	25.606	15.819	1:00.918	119	1	22.519	27.557	16.220	1:06.296	118
5	19.659	25.631	15.931	1:01.221	120	6	19.533	25.604	15.913	1:01.050	120	2	19.732	25.840	15.981	1:01.553	118
6	19.626	26.506	17.273	1:03.405	117	7	19.529	26.012	16.105	1:01.646	119	3	19.658	25.805	15.958	1:01.421	119
7	19.763	25.767	16.441	1:01.971	119	8	19.671	25.603	16.060	1:01.334	119	4	19.501	25.673	15.868	1:01.042	119
8	19.667	25.815	16.194	1:01.676	120	9	19.664	25.828	15.986	1:01.478	118	5	19.480	25.633	15.882	1:00.995	118
9	19.808	26.012	16.060	1:01.880	118	10	19.681	25.802	16.010	1:01.493	118	6	19.519	25.563	15.897	1:00.979	119
10	19.813	25.979	16.210	1:02.002	118	No.274 ROUSSEL Romeo						7	19.563	25.659	16.037	1:01.259	119
No.259 STADTLER Oliver						1	23.277	27.709	17.245	1:08.231	117	8	19.629	26.037	16.335	1:02.001	120
1	23.238	27.225	17.568	1:08.031	114	2	21.040	26.352	16.349	1:03.741	117	9	19.926	26.292	16.354	1:02.572	117
2	20.815	25.803	16.371	1:02.989	119	3	19.443	25.789	16.421	1:01.653	118	10	19.714	25.806	16.198	1:01.718	113
3	20.000	25.984	15.955	1:01.939	119	4	19.586	25.718	15.946	1:01.250	119	No.280 STILLER Peter					
4	19.593	25.724	15.987	1:01.304	119	5	19.491	25.653	16.005	1:01.149	119	1	23.206	29.074	16.286	1:08.566	119
5	19.700	25.879	16.087	1:01.666	118	6	19.899	26.178	16.002	1:02.079	120	2	21.946	27.410	16.247	1:05.603	119
No.261 RAFALIK Maksymilian						7	19.653	25.981	16.299	1:01.933	118	3	19.796	26.339	16.271	1:02.406	119
1	23.779	28.738	16.955	1:09.472	120	8	19.563	25.816	16.058	1:01.437	119	4	19.659	25.891	16.046	1:01.596	119
2	20.594	26.671	15.930	1:03.195	120	9	19.628	25.912	16.403	1:01.943	117	5	19.591	25.826	16.168	1:01.585	118
3	19.934	26.167	15.872	1:01.973	119	10	20.290	26.432	16.116	1:02.838	117	6	19.526	25.601	16.062	1:01.189	119
4	19.443	25.683	15.994	1:01.120	120	No.275 MARTI Hugo						7	20.213	25.705	16.401	1:02.319	120
5	19.495	25.912	15.878	1:01.285	120	1	22.785	27.252	17.165	1:07.202	118	8	19.645	25.835	15.993	1:01.473	119
6	19.650	25.770	17.178	1:02.598	116	2	20.337	25.778	15.949	1:02.064	121	9	20.263	25.855	16.408	1:02.526	119
7	19.881	25.743	16.114	1:01.738	120	3	20.019	25.618	15.959	1:01.596	120	10	19.839	25.890	16.570	1:02.299	117
8	19.532	25.859	16.006	1:01.397	119	4	19.528	25.861	16.394	1:01.783	119	No.289 COCHET Louis					
9	19.653	25.900	16.104	1:01.657	120	5	19.598	25.754	16.158	1:01.510	121	1	22.385	26.014	16.286	1:04.685	117
10	19.813	26.234	16.117	1:02.164	119	6	20.215	25.945	15.958	1:02.118	120	2	20.033	26.031	16.187	1:02.251	120
No.267 TORT MAS Lluís						7	19.607	25.762	15.997	1:01.366	121	3	19.629	25.613	15.985	1:01.227	120
1	23.565	29.014	16.437	1:09.016	117	8	19.686	25.734	16.391	1:01.811	122	4	19.498	25.685	15.922	1:01.105	120
2	21.464	27.023	16.054	1:04.541	118	9	20.513	25.943	16.115	1:02.571	122	5	19.481	25.628	15.908	1:01.017	121

 Timekeeper 

 Race Director 


OK
**Qualifying Heat E-F
Analysis**

For information purposes. No official / regulatory value

Laps	Sector 1	Sector 2	Sector 3	Lap Time	Spd	Laps	Sector 1	Sector 2	Sector 3	Lap Time	Spd	Laps	Sector 1	Sector 2	Sector 3	Lap Time	Spd
6	19.394	25.538	15.850	1:00.782	121	2	20.005	25.748	16.029	1:01.782	118	No.310 MEUNIER Senna					
7	19.523	25.665	16.312	1:01.500	121	3	19.769	25.685	15.962	1:01.416	119	1	23.441	28.989	16.780	1:09.210	120
8	20.184	26.661	16.258	1:03.103	121	4	19.579	25.825	16.931	1:02.335	117	2	20.725	26.056	16.911	1:03.692	119
9	19.979	26.010	15.904	1:01.893	120	5	19.623	25.639	15.929	1:01.191	118	3	20.177	26.738	15.993	1:02.908	120
10	19.607	25.706	16.136	1:01.449	119	6	19.584	25.721	15.989	1:01.294	117	4	19.469	25.631	15.977	1:01.077	121
No.290 CHARTIER Alexander						7	19.446	25.710	15.922	1:01.078	117	5	19.572	25.643	15.929	1:01.144	122
1	22.779	27.427	16.909	1:07.115	117	8	19.676	25.746	15.998	1:01.420	118	6	19.726	25.818	16.629	1:02.173	120
2	19.713	25.894	16.611	1:02.218	118	9	19.531	25.767	15.974	1:01.272	117	7	25.440	26.052	16.218	1:07.710	120
3	20.887	25.577	15.908	1:02.372	119	10	19.655	26.138	16.460	1:02.253	117	No.302 SHARP Aston					
4	19.465	25.630	16.715	1:01.810	117	1	21.390	26.278	17.072	1:04.740	117	1	21.390	26.278	17.072	1:04.740	117
5	19.728	25.641	15.865	1:01.234	120	2	20.037	25.978	15.924	1:01.939	120	2	20.037	25.978	15.924	1:01.939	120
6	19.809	25.706	15.935	1:01.450	120	3	19.521	25.552	15.947	1:01.020	120	3	19.521	25.552	15.947	1:01.020	120
7	19.627	25.839	15.997	1:01.463	120	4	19.499	25.648	15.873	1:01.020	121	4	19.499	25.648	15.873	1:01.020	121
8	19.669	25.796	16.559	1:02.024	121	5	19.493	25.568	15.847	1:00.908	120	5	19.493	25.568	15.847	1:00.908	120
9	20.764	25.950	16.094	1:02.808	121	6	19.497	25.615	15.842	1:00.954	121	6	19.497	25.615	15.842	1:00.954	121
10	21.110	25.970	16.012	1:03.092	120	7	19.542	26.103	16.427	1:02.072	119	7	19.542	26.103	16.427	1:02.072	119
No.291 DERUNOV Efim						8	20.123	26.601	16.340	1:03.064	119	8	20.123	26.601	16.340	1:03.064	119
1	22.575	26.353	16.182	1:05.110	117	9	19.756	25.704	15.853	1:01.313	120	9	19.756	25.704	15.853	1:01.313	120
2	19.946	26.087	16.071	1:02.104	120	10	19.534	25.600	15.993	1:01.127	120	10	19.534	25.600	15.993	1:01.127	120
3	20.023	25.531	15.941	1:01.495	119	No.305 FIRHAND Qarrar						1	21.918	25.946	16.854	1:04.718	114
4	19.597	25.585	15.961	1:01.143	119	2	20.099	26.105	16.106	1:02.310	120	2	20.099	26.105	16.106	1:02.310	120
5	19.550	25.592	16.007	1:01.149	119	3	20.242	25.772	16.115	1:02.129	118	3	20.242	25.772	16.115	1:02.129	118
6	19.559	25.647	15.954	1:01.160	119	4	19.802	25.798	15.995	1:01.595	119	4	19.802	25.798	15.995	1:01.595	119
7	19.969	25.727	16.069	1:01.765	120	5	19.532	25.694	15.889	1:01.115	118	5	19.532	25.694	15.889	1:01.115	118
8	19.715	25.881	16.509	1:02.105	119	6	19.560	25.625	16.001	1:01.186	118	6	19.560	25.625	16.001	1:01.186	118
9	20.025	25.959	16.729	1:02.713	117	7	19.529	25.747	16.027	1:01.303	119	7	19.529	25.747	16.027	1:01.303	119
10	20.402	25.968	16.077	1:02.447	117	8	19.669	25.818	16.196	1:01.683	120	8	19.669	25.818	16.196	1:01.683	120
No.293 POKORNY Daniel						9	20.220	25.981	16.371	1:02.572	117	9	20.220	25.981	16.371	1:02.572	117
1	23.383	29.070	16.821	1:09.274	119	10	20.570	26.310	16.480	1:03.360	117	10	20.570	26.310	16.480	1:03.360	117
2	20.974	27.089	16.161	1:04.224	119	No.307 KRUTOHOLOV Lev						1	23.479	27.378	17.150	1:08.007	118
3	19.642	26.550	16.094	1:02.286	118	2	21.603	25.952	15.918	1:03.473	120	2	21.603	25.952	15.918	1:03.473	120
4	19.572	25.898	16.037	1:01.507	119	3	19.603	26.387	16.553	1:02.543	119	3	19.603	26.387	16.553	1:02.543	119
5	19.609	25.771	16.028	1:01.408	119	4	19.507	25.637	15.925	1:01.069	120	4	19.507	25.637	15.925	1:01.069	120
6	19.573	25.810	16.046	1:01.429	119	5	19.595	25.640	15.911	1:01.146	121	5	19.595	25.640	15.911	1:01.146	121
7	20.320	25.827	15.983	1:02.130	120	6	20.138	26.166	15.923	1:02.227	121	6	20.138	26.166	15.923	1:02.227	121
8	19.592	25.866	15.993	1:01.451	120	7	19.612	25.632	15.910	1:01.154	120	7	19.612	25.632	15.910	1:01.154	120
9	20.943	26.260	16.058	1:03.261	120	8	19.510	25.768	16.399	1:01.677	121	8	19.510	25.768	16.399	1:01.677	121
10	19.879	25.988	16.530	1:02.397	119	No.299 NETO Maria						1	23.034	27.509	17.282	1:07.825	114
No.299 NETO Maria						1	23.034	27.509	17.282	1:07.825	114	1	23.034	27.509	17.282	1:07.825	114

 Timekeeper 

 Race Director 

OK

Qualifying Heat E-F

Document 28

Starting Grid

Subject to scrutineering & sporting investigations

31 th	258 HOANG Arthur KR		16	237 NOUGUEYREDE Clovis CRG / IAME		32 th
29 th	261 RAFALIK Maksymilian KR / TM		15	225 SUN Yibei LN / TM		30 th
27 th	234 GREEN Zac KR / IAME		14	293 POKORNY Daniel EXPRIT		28 th
25 th	274 ROUSSEL Romeo KR / IAME		13	310 MEUNIER Senna KR		26 th
23 th	280 STILLER Peter KR / IAME		12	267 TORT MAS Lluís KR		24 th
21 th	232 ARNAUDO Fausto KR / IAME		11	228 MINNS Sebastian CRG / IAME		22 th
19 th	307 KRUTOHOLOV Lev ENERGY CORSE / IAME		10	278 KLEMETSEN Vegard KR / IAME		20 th
17 th	254 PEDERSEN Dean KR / IAME		9	275 MARTI Hugo PAROLIN / TM		18 th
15 th	290 CHARTIER Alexander KR / IAME		8	255 ZHAO Zijun KR / IAME		16 th
13 th	247 BERNOLDI Bernardo KR		7	259 STADTLER Oliver KR / IAME		14 th
11 th	236 KERDAL François Dario KR / IAME		6	299 NETO Maria CRG / IAME		12 th
9 th	279 CORBI Matt KR / IAME		5	217 KOIVISTO Emeeli HENZA / IAME		10 th
7 th	289 COCHET Louis KR / IAME		4	305 FIRHAND Qarrar PAROLIN / TM		8 th
5 th	291 DERUNOV Efim PAROLIN / TM		3	244 FRANCIS Lewis KR / IAME		6 th
3 rd	240 KELLEHER Daniel KR / IAME		2	242 MARTINESE Iaccopo KR / IAME		4 th
1 st	272 SALA Filippo EXPRIT / TM		1	302 SHARP Aston BIREL ART / TM		2 nd

POLE POSITION



Start : 27/03 - 14:25 10 Laps = 15.880 km

Timekeeper

Albert Perez

Race Director

[Signature]

Champions of the Future 2025 Euro Series: R1 - Campillos (ESP) 26-29/03/2025

Page 1 / 1

www.championskarting.com / RGMCM

Apex Timing GoRacing **APEX**

OK
Qualifying Practices (QP)
Document 27.1 OFFICIAL
Results

Subject to scrutineering & sporting investigations

Rnk	No.	Competitor	E. Nat	Driver	D. Nat	Equipment	QP1	QP2	QP3	Laps	Group
1	277	PAROLIN MOTORSPORT	ITA	COSTOYA Christian	ESP	PAROLIN / TM	-	59.897	-	3	A
2	227	RICKY FLYNN MOTORSPORT	GBR	KAMYAB Roman	GBR	LN / TM	1:00.020	-	-	3	B
3	206	TONY KART RACING TEAM	ITA	PESL Jindrich	CZE	TONY KART / VORTEX	-	-	1:00.138	3	C
4	202	VDK RACING	BEL	RAMAEKERS Thibaut	BEL	KR / IAME	-	1:00.019	-	3	D
5	272	FORZA RACING	GBR	SALA Filippo	ITA	EXPRIT / TM	1:00.031	-	-	3	E
6	302	CL RACING TEAM	ITA	SHARP Aston	GBR	BIREL ART / TM	-	-	1:00.150	3	F
7	256	PREMA RACING SRL	ITA	VAN LANGENDONCK Dries	BEL	KR / IAME	-	1:00.025	-	3	A
8	201	KR MOTORSPORT	ITA	TURNEY Joe	GBR	KR / IAME	1:00.144	-	-	3	B
9	251	KR MOTORSPORT	ITA	MICALLEF Jacob	MLT	KR / IAME	-	-	1:00.206	3	C
10	246	PREMA RACING SRL	ITA	CRAIGIE Kenzo	GBR	KR / IAME	-	1:00.060	-	3	D
11	240	KR MOTORSPORT	ITA	KELLEHER Daniel	IRL	KR / IAME	1:00.239	-	-	3	E
12	242	KR MOTORSPORT	ITA	MARTINESE Iacopo	ITA	KR / IAME	-	-	1:00.219	3	F
13	273	FORZA RACING	GBR	WHERRELL Lewis	GBR	EXPRIT / TM	-	1:00.065	-	3	A
14	271	FORZA RACING	GBR	BURNETT Jensen	CAN	EXPRIT / TM	1:00.299	-	-	3	B
15	287	VICTORYLANE KARTING	FRA	SMITH Joseph	GBR	KR / IAME	-	-	1:00.225	3	C
16	241	KR MOTORSPORT	ITA	KOLOVOS Stylianos Taxiarchis	GRC	KR / IAME	-	1:00.101	-	3	D
17	291	PAROLIN MOTORSPORT	ITA	DERUNOV Efim	KGZ	PAROLIN / TM	1:00.322	-	-	3	E
18	244	KR MOTORSPORT	ITA	FRANCIS Lewis	AUS	KR / IAME	-	-	1:00.267	3	F
19	229	CRG RACING TEAM	ITA	GUSTAFSSON Viktor	SWE	CRG / TM	-	1:00.102	-	3	A
20	231	DPK RACING	ESP	MARSH Scott	GBR	KR / IAME	1:00.332	-	-	3	B
21	213	WARD RACING	SWE	KACZYNSKI Elliot	SWE	TONY KART / TM	-	-	1:00.282	3	C
22	222	TONY KART RACING TEAM	ITA	RASMUSSEN Oliver Fodor	DEN	TONY KART / VORTEX	-	1:00.154	-	3	D
23	289	VICTORYLANE KARTING	FRA	COCHET Louis	FRA	KR / IAME	1:00.333	-	-	3	E
24	305	PAROLIN MOTORSPORT	ITA	FIRHAND Qarrar	TUN	PAROLIN / TM	-	-	1:00.383	3	F
25	233	KOSKI MOTORSPORT	FIN	KINNMARK Oliver	SWE	KR / IAME	-	1:00.181	-	3	A
26	249	PREMA RACING SRL	ITA	AKSOY Alp	TUR	KR / IAME	1:00.351	-	-	3	B
27	214	WARD RACING	SWE	PAVAN Sebastiano	ITA	TONY KART / TM	-	-	1:00.396	3	C
28	264	BIREL ART RACING	ITA	IVANNIKOV Vladimir	ITA	BIREL ART / TM KART	-	1:00.195	-	2	D
29	279	VDK RACING	BEL	CORBI Matt	SUI	KR / IAME	1:00.368	-	-	3	E
30	217	MP KARTRACING	NED	KOIVISTO Emeeli	FIN	HENZA / IAME	-	-	1:00.397	3	F
31	248	PREMA RACING SRL	ITA	ANAGNOSTIADIS James	AUS	KR / IAME	-	1:00.213	-	3	A
32	297	DPK RACING	ESP	NILSSON Leo	SWE	KR / IAME	1:00.389	-	-	3	B
33	306	ENERGY CORSE SRL	ITA	ANDRIOTIS Paul	SUI	ENERGY CORSE / TM	-	-	1:00.417	3	C
34	223	TONY KART RACING TEAM	ITA	PRADIER Thomas Cyrille	FRA	TONY KART / VORTEX	-	1:00.219	-	4	D
35	236	DPK RACING	ESP	KERDAL François Dario	SUI	KR / IAME	1:00.392	-	-	3	E
36	299	CRG RACING TEAM	ITA	NETO Maria	POR	CRG / IAME	-	-	1:00.443	3	F
37	262	KRZ MOTORSPORT	POL	LYZEN Borys	POL	KR / TM	-	1:00.255	-	3	A
38	230	CRG RACING TEAM	ITA	BOTTARO Davide	ITA	CRG / IAME	1:00.432	-	-	3	B
39	253	ROLI MOTORSPORT	EST	KUKLANE Roland	EST	KR / TM	-	-	1:00.444	3	C

Gap Between Series : 100.40%

Steward #1

Steward #2

Steward #3

Champions of the Future 2025 Euro Series: R1 - Campillos (ESP) 26-29/03/2025

Page 1 / 3

www.championskarting.com / RGMCC

Apex Timing GoRacing

OK
**Qualifying Practices (QP)
Results**
Document 27.1 OFFICIAL

Subject to scrutineering & sporting investigations

Rnk	No.	Competitor	E. Nat	Driver	D. Nat	Equipment	QP1	QP2	QP3	Laps	Group
40	298	TONY KART RACING TEAM	ITA	ROCCHIO Gino	ITA	TONY KART / VORTEX	-	1:00.324	-	3	D
41	247	KR MOTORSPORT	ITA	BERNOLDI Bernardo	ITA	KR	1:00.438	-	-	3	E
42	259	FUSION MOTORSPORT	GBR	STADTLER Oliver	GER	KR / IAME	-	-	1:00.470	3	F
43	266	BIREL ART RACING	ITA	GONZALEZ Eloi	ESP	BIREL ART / TM KART	-	1:00.333	-	3	A
44	288	VICTORYLANE KARTING	FRA	BATTIG Chiara	SUI	KR / IAME	1:00.441	-	-	3	B
45	296	KOSKI MOTORSPORT	FIN	GARST Marco	DEN	KR / IAME	-	-	1:00.473	3	C
46	263	VAR BY BIREL	ITA	WOLFE Noah	GBR	BIREL ART / TM KART	-	1:00.477	-	3	D
47	290	VICTORYLANE KARTING	FRA	CHARTIER Alexander	CAN	KR / IAME	1:00.441	-	-	3	E
48	255	KR MOTORSPORT	ITA	ZHAO Zijun	CHN	KR / IAME	-	-	1:00.495	3	F
49	226	RICKY FLYNN MOTORSPORT	GBR	KORNDER Luke	GER	LN / TM	-	1:00.530	-	3	A
50	205	FUSION MOTORSPORT	GBR	DRUMMOND Zac	GBR	KR / IAME	1:00.474	-	-	3	B
51	239	FUSION MOTORSPORT	GBR	SAVELEV Makar	KGZ	KR / IAME	-	-	1:00.501	3	C
52	243	KR MOTORSPORT SRL	ITA	KAWPENG Sebastien	ITA	KR / IAME	-	1:00.535	-	3	D
53	254	KR MOTORSPORT	ITA	PEDERSEN Dean	USA	KR / IAME	1:00.527	-	-	3	E
54	275	PAROLIN MOTORSPORT	ITA	MARTI Hugo	ESP	PAROLIN / TM	-	-	1:00.537	3	F
55	250	KR MOTORSPORT	ITA	KOWALCZYK Klara	POL	KR / IAME	-	1:00.565	-	3	A
56	212	FUSION MOTORSPORT	GBR	HAKKINEN Ella	MON	KR / IAME	1:00.542	-	-	3	B
57	252	KR MOTORSPORT	ITA	MATSUI Sara	JPN	KR / IAME	-	-	1:00.568	3	C
58	235	DPK RACING	ESP	NIKISHOV Nikita	ESP	KR / IAME	-	1:00.590	-	3	D
59	307	ENERGY CORSE SRL	ITA	KRUTOHOLOV Lev	UKR	ENERGY CORSE / IAME	1:00.639	-	-	3	E
60	278	VICTORYLANE KARTING	BEL	KLEMETSEN Vegard	NOR	KR / IAME	-	-	1:00.625	3	F
61	219	MP KARTRACING	NED	BRALIC Jason	NED	HENZA / IAME	-	1:00.600	-	3	A
62	295	DPK RACING	ESP	KAMENIK Jakub	CZE	KR / IAME	1:00.681	-	-	3	B
63	220	MP KARTRACING	NED	HELDER Jorn	NED	HENZA / IAME	-	-	1:00.662	3	C
64	257	MP KARTRACING	NED	SACHSE Bertram	DEN	HENZA / IAME	-	1:00.621	-	3	D
65	232	DPK RACING	ESP	ARNAUDO Fausto	ARG	KR / IAME	1:00.694	-	-	3	E
66	228	CRG RACING TEAM	ITA	MINNS Sebastian	GBR	CRG / IAME	-	-	1:00.699	3	F
67	281	VDK RACING	BEL	SILKUNAS Markas	LTU	KR / IAME	-	1:00.636	-	3	A
68	276	PAROLIN MOTORSPORT	ITA	LOWETTE Beau	BEL	PAROLIN / TM	1:00.696	-	-	3	B
69	211	FUSION MOTORSPORT	GBR	GALAN Oskar	POL	KR / IAME	-	-	1:00.722	3	C
70	265	BIREL ART RACING	ITA	PARKER Skye	GBR	BIREL ART / TM KART	-	1:00.716	-	3	D
71	280	VDK RACING	BEL	STILLER Peter	ITA	KR / IAME	1:00.698	-	-	3	E
72	267	MDC RACING	ESP	TORT MAS Lluís	ESP	KR	-	-	1:00.727	3	F
73	294	AKM MOTORSPORT	SMR	ZASOV Georgiy	SUI	KR / IAME	-	1:00.740	-	3	A
74	216	MP KARTRACING	NED	LUTHARDT Carl	GER	HENZA / IAME	1:00.708	-	-	3	B
75	268	MDC RACING	ESP	GARCIA LOPEZ Aaron	ESP	KR	-	-	1:00.736	3	C
76	286	VICTORYLANE KARTING	FRA	ANZHE Sun	ITA	KR / IAME	-	1:00.741	-	3	D
77	274	KBK COMPETITION	FRA	ROUSSEL Romeo	FRA	KR / IAME	1:00.714	-	-	3	E
78	310	VDK RACING	BEL	MEUNIER Senna	BEL	KR	-	-	1:00.764	3	F

Gap Between Series : 100.40%

Steward #1

Steward #2

Steward #3

Champions of the Future 2025 Euro Series: R1 - Campillos (ESP) 26-29/03/2025

Page 2 / 3

www.championskarting.com / RGMCM

Apex Timing GoRacing



OK
Qualifying Practices (QP)
Document 27.1 OFFICIAL
Results

Subject to scrutineering & sporting investigations

Rnk	No.	Competitor	E. Nat	Driver	D. Nat	Equipment	QP1	QP2	QP3	Laps	Group
79	292	WARD RACING		JUNCHER Marcus		TONY KART / TM	-	1:00.756	-	4	A
80	245	PREMA RACING SRL		FLUXA CROSS Luna		KR / IAME	1:00.747	-	-	3	B
81	260	KRZ MOTORSPORT		CEGIELSKI Franciszek		KR / TM	-	-	1:00.793	3	C
82	301	CRG RACING TEAM		GIRARDET Alois		CRG / IAME	-	1:00.815	-	3	D
83	234	DPK RACING		GREEN Zac		KR / IAME	1:00.790	-	-	3	E
84	293	HAGEMANN RACING		POKORNY Daniel		EXPRIT	-	-	1:00.824	3	F
85	284	VICTORYLANE KARTING		BROVKO Mark		KR / IAME	-	1:00.834	-	3	A
86	218	MP KARTRACING		SVAHN Vilmer		HENZA / IAME	1:00.816	-	-	3	B
87	309	FORZA RACING		KARA OSMAN Amin		EXPRIT / TM	-	-	1:01.003	3	C
88	304	KBK COMPETITION		GHEYSEN Lucas		KR / TM	-	1:01.080	-	3	D
89	261	KRZ MOTORSPORT		RAFALIK Maksymilian		KR / TM	1:00.865	-	-	3	E
90	225	RICKY FLYNN MOTORSPORT		SUN Yibei		LN / TM	-	-	1:01.543	3	F
91	303	KBK COMPETITION		AUTMAITRE Mathis		KR / TM	-	1:01.225	-	3	A
92	238	FUSION MOTORSPORT		DOLEH Zak		KR / IAME	1:01.202	-	-	3	B
93	269	MDC RACING		ALATORRE ARTIGAS Mariano		KR	-	-	1:01.569	3	C
94	282	VDK RACING		HARASTEY Daniel		KR / IAME	1:01.248	-	-	3	D
95	258	VDK RACING		HOANG Arthur		KR	-	-	1:01.611	3	E

Not Classified

	237	CRG RACING TEAM		NOUGUEYREDE Clovis		CRG / IAME	-	No Time	-		F
--	-----	-----------------	--	--------------------	--	------------	---	---------	---	--	---

Gap Between Series : 100.40%

Steward #1

Steward #2

Steward #3

Champions of the Future 2025 Euro Series: R1 - Campillos (ESP) 26-29/03/2025

Page 3 / 3

www.championskarting.com / RGMMC

Apex Timing GoRacing



OK

Qualifying Practice G3 (QP3)

Document 26

Results

Subject to scrutineering & sporting investigations

Rnk	No.	Competitor	E. Nat	Driver	D. Nat	Equipment	Sector 1	Sector 2	Sector 3	Time	Gap	Spd	Laps
1	206	TONY KART RACING TEAM	ITA	PESL Jindrich	CZE	TONY KART / VORTEX	19.231	25.267	15.640	1:00.138		120.3	3
2	302	CL RACING TEAM	ITA	SHARP Aston	GBR	BIREL ART / TM	19.205	25.273	15.672	1:00.150	0.012	121.8	3
3	251	KR MOTORSPORT	ITA	MICALLEF Jacob	MLT	KR / IAME	19.254	25.265	15.687	1:00.206	0.068	120.9	3
4	242	KR MOTORSPORT	ITA	MARTINESE Iacopo	ITA	KR / IAME	19.187	25.300	15.732	1:00.219	0.081	119.6	3
5	287	VICTORYLANE KARTING	FRA	SMITH Joseph	GBR	KR / IAME	19.349	25.236	15.640	1:00.225	0.087	122.1	3
6	244	KR MOTORSPORT	ITA	FRANCIS Lewis	AUS	KR / IAME	19.272	25.282	15.713	1:00.267	0.129	120.9	3
7	213	WARD RACING	SWE	KACZYNSKI Elliot	SWE	TONY KART / TM	19.277	25.300	15.705	1:00.282	0.144	121.0	3
8	305	PAROLIN MOTORSPORT	ITA	FIRHAND Qarrar	INA	PAROLIN / TM	19.270	25.328	15.785	1:00.383	0.245	119.6	3
9	214	WARD RACING	SWE	PAVAN Sebastiano	ITA	TONY KART / TM	19.310	25.321	15.765	1:00.396	0.258	121.4	3
10	217	MP KARTRACING	NED	KOIVISTO Emeeli	FIN	HENZA / IAME	19.261	25.370	15.766	1:00.397	0.259	119.8	3
11	306	ENERGY CORSE SRL	ITA	ANDRIOTIS Paul	SUI	ENERGY CORSE / TM	19.262	25.337	15.818	1:00.417	0.279	119.6	3
12	299	CRG RACING TEAM	ITA	NETO Maria	POR	CRG / IAME	19.359	25.367	15.717	1:00.443	0.305	120.9	3
13	253	ROLI MOTORSPORT	EST	KUKLANE Roland	EST	KR / TM	19.361	25.343	15.740	1:00.444	0.306	120.0	3
14	259	FUSION MOTORSPORT	GBR	STADTLER Oliver	GER	KR / IAME	19.278	25.372	15.820	1:00.470	0.332	120.2	3
15	296	KOSKI MOTORSPORT	FIN	GARST Marco	DEN	KR / IAME	19.292	25.381	15.800	1:00.473	0.335	120.2	3
16	255	KR MOTORSPORT	ITA	ZHAO Zijun	CHN	KR / IAME	19.318	25.419	15.758	1:00.495	0.357	120.1	3
17	239	FUSION MOTORSPORT	GBR	SAVELEV Makar	KGZ	KR / IAME	19.268	25.442	15.791	1:00.501	0.363	120.5	3
18	275	PAROLIN MOTORSPORT	ITA	MARTI Hugo	ESP	PAROLIN / TM	19.267	25.465	15.805	1:00.537	0.399	120.6	3
19	252	KR MOTORSPORT	ITA	MATSUI Sara	JPN	KR / IAME	19.359	25.375	15.834	1:00.568	0.430	119.5	3
20	278	VICTORYLANE KARTING	BEL	KLEMETSEN Vegard	NOR	KR / IAME	19.212	25.277	16.136	1:00.625	0.487	120.0	3
21	220	MP KARTRACING	NED	HELDER Jorn	NED	HENZA / IAME	19.340	25.509	15.813	1:00.662	0.524	118.8	3
22	228	CRG RACING TEAM	ITA	MINNS Sebastian	GBR	CRG / IAME	19.327	25.438	15.934	1:00.699	0.561	119.0	3
23	211	FUSION MOTORSPORT	GBR	GALAN Oskar	POL	KR / IAME	19.407	25.477	15.838	1:00.722	0.584	121.2	3
24	267	MDC RACING	ESP	TORT MAS Lluís	ESP	KR	19.340	25.514	15.873	1:00.727	0.589	118.6	3
25	268	MDC RACING	ESP	GARCIA LOPEZ Aaron	ESP	KR	19.366	25.531	15.839	1:00.736	0.598	118.6	3
26	310	VDK RACING	BEL	MEUNIER Senna	BEL	KR	19.506	25.379	15.879	1:00.764	0.626	119.9	3
27	260	KRZ MOTORSPORT	POL	CEGIELSKI Franciszek	POL	KR / TM	19.522	25.567	15.704	1:00.793	0.655	120.9	3
28	293	HAGEMANN RACING	CZE	POKORNY Daniel	CZE	EXPRIT	19.374	25.589	15.861	1:00.824	0.686	120.4	3
29	309	FORZA RACING	GBR	KARA OSMAN Amin	GER	EXPRIT / TM	19.392	25.679	15.932	1:01.003	0.865	120.8	3
30	225	RICKY FLYNN MOTORSPORT	GBR	SUN Yibei	ITA	LN / TM	19.447	25.635	16.461	1:01.543	1.405	121.4	3
31	269	MDC RACING	ESP	ALATORRE ARTIGAS Mariano	ESP	KR	19.695	25.751	16.123	1:01.569	1.431	118.9	3
32	258	VDK RACING	BEL	HOANG Arthur	BEL	KR	19.571	25.959	16.081	1:01.611	1.473	111.7	3

Start Time : 27/03 - 13:00:00

Best lap : No.206 PESL Jindrich 1:00.138 95.06 kph

Weather : Sunny Air : 17°C Track : Dry

Event Record : No.277 COSTOYA Christian 59.897 95.44 kph

Timekeeper *Albert Perez*

Race Director *[Signature]*

Champions of the Future 2025 Euro Series: R1 - Campillos (ESP) 26-29/03/2025



OK

Qualifying Practice G3 (QP3)
Best Sectors Analysis

For information purposes. No official / regulatory value

S1			S2			S3			Ideal Lap Times						
Rnk	No.	Time	Rnk	No.	Time	Rnk	No.	Time	Rnk	No.	Driver	D. Nat	Ideal Lap	Best Lap	Diff.
1	242	19.187	1	287	25.175	1	287	15.640	1	287	SMITH Joseph	GBR	1:00.088	1:00.225	0.137
2	302	19.205	2	251	25.265	1	206	15.640	2	206	PESL Jindrich	CZE	1:00.138	1:00.138	
3	278	19.212	3	206	25.267	3	302	15.672	3	302	SHARP Aston	GBR	1:00.150	1:00.150	
4	259	19.226	4	244	25.270	4	251	15.687	4	251	MICALLEF Jacob	ITA	1:00.206	1:00.206	
5	206	19.231	5	302	25.273	5	260	15.704	5	242	MARTINESE Iacopo	ITA	1:00.219	1:00.219	
6	305	19.244	6	278	25.277	6	213	15.705	6	244	FRANCIS Lewis	AUS	1:00.255	1:00.267	0.012
7	251	19.254	7	213	25.294	7	244	15.713	7	213	KACZYNSKI Elliot	SWE	1:00.276	1:00.282	0.006
8	217	19.261	8	242	25.300	8	299	15.717	8	305	FIRHAND Qarrar	INA	1:00.340	1:00.383	0.043
9	306	19.262	9	299	25.306	9	242	15.732	9	217	KOIVISTO Emeeli	FIN	1:00.366	1:00.397	0.031
10	255	19.266	10	214	25.321	10	253	15.740	10	259	STADTLER Oliver	GER	1:00.374	1:00.470	0.096
11	275	19.267	11	305	25.328	11	214	15.753	11	299	NETO Maria	POR	1:00.375	1:00.443	0.068
12	239	19.268	12	306	25.337	12	255	15.758	12	214	PAVAN Sebastiano	ITA	1:00.384	1:00.396	0.012
13	244	19.272	13	217	25.339	13	217	15.766	13	306	ANDRIOTIS Paul	SUI	1:00.417	1:00.417	
14	287	19.273	14	253	25.343	14	305	15.768	14	255	ZHAO Zijun	CHN	1:00.422	1:00.495	0.073
15	213	19.277	15	259	25.372	15	296	15.772	15	296	GARST Marco	DEN	1:00.438	1:00.473	0.035
16	296	19.292	16	296	25.374	16	259	15.776	16	253	KUKLANE Roland	EST	1:00.444	1:00.444	
17	214	19.310	17	252	25.375	17	239	15.791	17	275	MARTI Hugo	ESP	1:00.453	1:00.537	0.084
18	228	19.327	18	310	25.379	18	275	15.793	18	239	SAVELEV Makar	KGZ	1:00.501	1:00.501	
19	267	19.340	19	275	25.393	19	220	15.813	19	252	MATSUI Sara	JPN	1:00.568	1:00.568	
19	220	19.340	20	255	25.398	20	306	15.818	20	220	HELDER Jorn	NED	1:00.614	1:00.662	0.048
21	299	19.352	21	228	25.438	21	252	15.834	21	228	MINNS Sebastian	GBR	1:00.620	1:00.699	0.079
22	260	19.353	22	239	25.442	22	211	15.838	22	260	CEGIELSKI Franciszek	POL	1:00.624	1:00.793	0.169
23	252	19.359	23	220	25.461	23	268	15.839	23	278	KLEMETSEN Vegard	NOR	1:00.625	1:00.625	
24	253	19.361	24	211	25.477	24	225	15.840	24	268	GARCIA LOPEZ Aaron	ESP	1:00.715	1:00.736	0.021
25	268	19.364	25	268	25.512	25	310	15.852	25	211	GALAN Oskar	POL	1:00.722	1:00.722	
26	293	19.374	26	267	25.514	26	228	15.855	26	267	TORT MAS Lluís	ESP	1:00.725	1:00.727	0.002
27	309	19.392	27	260	25.567	27	293	15.859	27	310	MEUNIER Senna	BEL	1:00.737	1:00.764	0.027
28	211	19.407	28	309	25.589	28	267	15.871	28	293	POKORNY Daniel	CZE	1:00.822	1:00.824	0.002
29	225	19.447	28	293	25.589	29	309	15.932	29	309	KARA OSMAN Amin	GER	1:00.913	1:01.003	0.090
30	310	19.506	30	225	25.635	30	258	16.070	30	225	SUN Yibei	ITA	1:00.922	1:01.543	0.621
31	258	19.544	31	269	25.751	31	269	16.123	31	269	ALATORRE ARTIGAS Mariano	ESP	1:01.569	1:01.569	
32	269	19.695	32	258	25.959	32	278	16.136	32	258	HOANG Arthur	BEL	1:01.573	1:01.611	0.038

Timekeeper *Albert Perez*

Race Director *[Signature]*



OK
**Qualifying Practice G3 (QP3)
Analysis**

For information purposes. No official / regulatory value

Laps	Sector 1	Sector 2	Sector 3	Lap Time	Spd	Laps	Sector 1	Sector 2	Sector 3	Lap Time	Spd	Laps	Sector 1	Sector 2	Sector 3	Lap Time	Spd
No.206 PESL Jindrich						No.244 FRANCIS Lewis						No.269 ALATORRE ARTIGAS Mariano					
1	20.129	25.968	15.755	1:01.852	118	1	19.473	25.325	15.888	1:00.686	120	1	20.413	26.141	16.260	1:02.814	118
2	19.231	25.267	15.640	1:00.138	120	2	19.357	25.270	16.626	1:01.253	119	2	19.787	25.862	16.714	1:02.363	118
3	19.323	25.544	15.732	1:00.599	118	3	19.272	25.282	15.713	1:00.267	120	3	19.695	25.751	16.123	1:01.569	119
No.211 GALAN Oskar						No.251 MICALLEF Jacob						No.275 MARTI Hugo					
1	19.624	25.731	16.124	1:01.479	119	1	19.639	26.235	15.983	1:01.857	119	1	19.565	25.397	15.793	1:00.755	120
2	19.407	25.477	15.838	1:00.722	121	2	19.390	25.363	15.768	1:00.521	120	2	19.364	25.393	15.815	1:00.572	120
3	19.790	25.610	15.897	1:01.297	119	3	19.254	25.265	15.687	1:00.206	120	3	19.267	25.465	15.805	1:00.537	119
No.213 KACZYNSKI Elliot						No.252 MATSUI Sara						No.278 KLEMETSEN Vegard					
1	20.056	25.646	16.453	1:02.155	119	1	19.504	25.469	16.411	1:01.384	118	1	19.806	26.209	17.926	1:03.941	119
2	19.289	25.294	16.045	1:00.628	120	2	19.359	25.375	15.834	1:00.568	118	2	19.685	26.055	16.377	1:02.117	118
3	19.277	25.300	15.705	1:00.282	120	3	19.546	25.602	15.992	1:01.140	119	3	19.212	25.277	16.136	1:00.625	119
No.214 PAVAN Sebastiano						No.253 KUKLANE Roland						No.287 SMITH Joseph					
1	19.773	26.095	16.118	1:01.986	120	1	20.149	25.776	15.866	1:01.791	120	1	19.349	25.236	15.640	1:00.225	120
2	19.365	25.326	15.753	1:00.444	121	2	19.479	25.354	15.850	1:00.683	119	2	19.273	25.274	15.743	1:00.290	122
3	19.310	25.321	15.765	1:00.396	121	3	19.361	25.343	15.740	1:00.444	120	3	19.400	25.175	15.767	1:00.342	117
No.217 KOIVISTO Emeeli						No.255 ZHAO Zijun						No.293 POKORNY Daniel					
1	20.542	25.741	15.885	1:02.168	119	1	19.575	25.398	15.807	1:00.780	120	1	20.365	25.987	16.707	1:03.059	120
2	19.279	25.339	15.802	1:00.420	119	2	19.318	25.419	15.758	1:00.495	120	2	19.409	25.737	15.859	1:01.005	120
3	19.261	25.370	15.766	1:00.397	119	3	19.266	25.538	15.988	1:00.792	119	3	19.374	25.589	15.861	1:00.824	119
No.220 HELDER Jorn						No.258 HOANG Arthur						No.296 GARST Marco					
1	19.738	25.840	15.995	1:01.573	118	1	19.889	26.149	16.070	1:02.108	111	1	19.547	25.374	15.840	1:00.761	120
2	19.432	25.461	15.865	1:00.758	118	2	19.571	25.959	16.081	1:01.611	111	2	19.405	25.436	15.772	1:00.613	120
3	19.340	25.509	15.813	1:00.662	118	3	19.544	25.987	16.474	1:02.005	110	3	19.292	25.381	15.800	1:00.473	119
No.225 SUN Yibei						No.259 STADTLER Oliver						No.299 NETO Maria					
1	19.742	25.704	16.791	1:02.237	119	1	19.469	25.428	15.776	1:00.673	120	1	20.069	26.579	18.062	1:04.710	119
2	20.008	25.750	15.840	1:01.598	121	2	19.226	25.528	15.781	1:00.535	119	2	19.352	25.306	16.591	1:01.249	120
3	19.447	25.635	16.461	1:01.543	120	3	19.278	25.372	15.820	1:00.470	119	3	19.359	25.367	15.717	1:00.443	120
No.228 MINNS Sebastian						No.260 CEGIELSKI Franciszek						No.302 SHARP Aston					
1	19.785	26.064	16.025	1:01.874	118	1	19.940	25.805	16.220	1:01.965	119	1	20.588	26.571	16.628	1:03.787	120
2	19.347	25.533	15.855	1:00.735	119	2	19.522	25.567	15.704	1:00.793	120	2	19.282	25.368	16.436	1:01.086	121
3	19.327	25.438	15.934	1:00.699	118	3	19.353	25.896	15.787	1:01.036	120	3	19.205	25.273	15.672	1:00.150	122
No.239 SAVELEV Makar						No.267 TORT MAS Lluís						No.305 FIRHAND Qarrar					
1	19.650	25.721	15.810	1:01.181	120	1	19.629	25.553	15.926	1:01.108	118	1	19.642	25.523	15.875	1:01.040	118
2	19.268	25.442	15.791	1:00.501	119	2	19.366	25.556	15.871	1:00.793	118	2	19.270	25.328	15.785	1:00.383	118
3	19.310	25.465	15.851	1:00.626	120	3	19.340	25.514	15.873	1:00.727	118	3	19.244	25.447	15.768	1:00.459	119
No.242 MARTINESE Iacopo						No.268 GARCIA LOPEZ Aaron						No.306 ANDRIOTIS Paul					
1	19.940	26.236	17.322	1:03.498	117	1	19.539	25.713	15.931	1:01.183	118	1	19.891	26.017	16.096	1:02.004	118
2	19.287	25.352	16.075	1:00.714	119	2	19.364	25.512	15.895	1:00.771	117	2	19.262	25.337	15.818	1:00.417	119
3	19.187	25.300	15.732	1:00.219	119	3	19.366	25.531	15.839	1:00.736	118	3	19.321	25.412	15.880	1:00.613	119

Timekeeper

Race Director



OK
**Qualifying Practice G3 (QP3)
Analysis**

For information purposes. No official / regulatory value

Laps Sector 1 Sector 2 Sector 3 Lap Time Spd
No.309 KARA OSMAN Amin

Laps	Sector 1	Sector 2	Sector 3	Lap Time	Spd
1	20.032	25.858	16.390	1:02.280	119
2	19.567	25.589	15.944	1:01.100	120
3	19.392	25.679	15.932	1:01.003	120

No.310 MEUNIER Senna

Laps	Sector 1	Sector 2	Sector 3	Lap Time	Spd
1	19.785	25.522	15.852	1:01.159	119
2	19.506	25.379	15.879	1:00.764	120
3	19.674	25.659	15.852	1:01.185	119

Timekeeper



Race Director



Champions of the Future 2025 Euro Series: R1 - Campillos (ESP) 26-29/03/2025

Page 2 / 2

www.championskarting.com / RGMCC

 Apex Timing GoRacing 

OK

Qualifying Practice G2 (QP2)

Document 25

Results

Subject to scrutineering & sporting investigations

Rnk	No.	Competitor	E. Nat	Driver	D. Nat	Equipment	Sector 1	Sector 2	Sector 3	Time	Gap	Spd	Laps
1	277	PAROLIN MOTORSPORT	ITA	COSTOYA Christian	ESP	PAROLIN / TM	19.096	25.161	15.640	59.897		118.7	3
2	202	VDK RACING	BEL	RAMAEKERS Thibaut	BEL	KR / IAME	19.150	25.138	15.731	1:00.019	0.122	121.1	3
3	256	PREMA RACING SRL	ITA	VAN LANGENDONCK Dries	BEL	KR / IAME	19.155	25.156	15.714	1:00.025	0.128	117.7	3
4	246	PREMA RACING SRL	ITA	CRAIGIE Kenzo	GBR	KR / IAME	19.075	25.262	15.723	1:00.060	0.163	119.8	3
5	273	FORZA RACING	GBR	WHERRELL Lewis	GBR	EXPRIT / TM	19.105	25.256	15.704	1:00.065	0.168	120.9	3
6	241	KR MOTORSPORT	ITA	KOLOVOS Stylianos Taxiarchis	GRC	KR / IAME	19.125	25.205	15.771	1:00.101	0.204	120.3	3
7	229	CRG RACING TEAM	ITA	GUSTAFSSON Viktor	SWE	CRG / TM	19.215	25.208	15.679	1:00.102	0.205	117.5	3
8	222	TONY KART RACING TEAM	ITA	RASMUSSEN Oliver Fodor	DEN	TONY KART / VORTEX	19.248	25.212	15.694	1:00.154	0.257	119.6	3
9	233	KOSKI MOTORSPORT	FIN	KINMARK Oliver	SWE	KR / IAME	19.168	25.263	15.750	1:00.181	0.284	121.6	3
10	264	BIREL ART RACING	ITA	IVANNIKOV Vladimir	ITA	BIREL ART / TM KART	19.283	25.170	15.742	1:00.195	0.298	121.0	2
11	248	PREMA RACING SRL	ITA	ANAGNOSTIADIS James	AUS	KR / IAME	19.194	25.269	15.750	1:00.213	0.316	119.8	3
12	223	TONY KART RACING TEAM	ITA	PRADIER Thomas Cyrille	FRA	TONY KART / VORTEX	19.255	25.270	15.694	1:00.219	0.322	119.0	4
13	262	KRZ MOTORSPORT	POL	LYZEN Borys	POL	KR / TM	19.203	25.379	15.673	1:00.255	0.358	121.6	3
14	298	TONY KART RACING TEAM	ITA	ROCCHIO Gino	ITA	TONY KART / VORTEX	19.229	25.315	15.780	1:00.324	0.427	118.6	3
15	266	BIREL ART RACING	ITA	GONZALEZ Eloi	ESP	BIREL ART / TM KART	19.260	25.297	15.776	1:00.333	0.436	122.6	3
16	263	VAR BY BIREL	ITA	WOLFE Noah	GBR	BIREL ART / TM KART	19.256	25.399	15.822	1:00.477	0.580	120.7	3
17	226	RICKY FLYNN MOTORSPORT	GBR	KORNDER Luke	GER	LN / TM	19.324	25.375	15.831	1:00.530	0.633	119.6	3
18	243	KR MOTORSPORT SRL	ITA	KAWPENG Sebastien	ITA	KR / IAME	19.309	25.433	15.793	1:00.535	0.638	117.0	3
19	250	KR MOTORSPORT	ITA	KOWALCZYK Klara	POL	KR / IAME	19.286	25.441	15.838	1:00.565	0.668	118.6	3
20	235	DPK RACING	ESP	NIKISHOV Nikita	ESP	KR / IAME	19.332	25.467	15.791	1:00.590	0.693	118.7	3
21	219	MP KARTRACING	NED	BRALIC Jason	NED	HENZA / IAME	19.372	25.397	15.831	1:00.600	0.703	118.7	3
22	257	MP KARTRACING	NED	SACHSE Bertram	DEN	HENZA / IAME	19.342	25.375	15.904	1:00.621	0.724	118.0	3
23	281	VDK RACING	BEL	SILKUNAS Markas	LTU	KR / IAME	19.343	25.497	15.796	1:00.636	0.739	120.0	3
24	265	BIREL ART RACING	ITA	PARKER Skye	GBR	BIREL ART / TM KART	19.399	25.528	15.789	1:00.716	0.819	122.0	3
25	294	AKM MOTORSPORT	SMR	ZASOV Georgiy	SUI	KR / IAME	19.378	25.548	15.814	1:00.740	0.843	117.6	3
26	286	VICTORYLANE KARTING	FRA	ANZHE Sun	ITA	KR / IAME	19.397	25.477	15.867	1:00.741	0.844	118.7	3
27	292	WARD RACING	SWE	JUNCHER Marcus	DEN	TONY KART / TM	19.456	25.531	15.769	1:00.756	0.859	119.9	4
28	301	CRG RACING TEAM	ITA	GIRARDET Alois	FRA	CRG / IAME	19.429	25.547	15.839	1:00.815	0.918	119.8	3
29	284	VICTORYLANE KARTING	FRA	BROVKO Mark	UKR	KR / IAME	19.382	25.615	15.837	1:00.834	0.937	118.8	3
30	304	KBK COMPETITION	FRA	GHEYSEN Lucas	BRA	KR / TM	19.732	25.590	15.758	1:01.080	1.183	118.5	3
31	303	KBK COMPETITION	FRA	AUTMAITRE Mathis	SEN	KR / TM	19.564	25.720	15.941	1:01.225	1.328	119.0	3

Not Classified

237	CRG RACING TEAM	ITA	NOUGUEYREDE Clovis	FRA	CRG / IAME					No Time			
-----	-----------------	-----	---------------------------	-----	------------	--	--	--	--	----------------	--	--	--

Start Time : 27/03 - 12:30:00

Best lap : No.277 COSTOYA Christian 59.897 95.44 kph

Weather : Sunny Air : 17°C Track : Dry

Previous Event Record : No.227 KAMYAB Roman 1:00.020 95.25 kph

Timekeeper  Race Director 

Champions of the Future 2025 Euro Series: R1 - Campillos (ESP) 26-29/03/2025

OK

Qualifying Practice G2 (QP2)

For information purposes. No official / regulatory value

Best Sectors Analysis

S1			S2			S3			Ideal Lap Times						
Rnk	No.	Time	Rnk	No.	Time	Rnk	No.	Time	Rnk	No.	Driver	D. Nat	Ideal Lap	Best Lap	Diff.
1	246	19.075	1	202	25.138	1	246	15.637	1	277	COSTOYA Christian	ESP	59.897	59.897	
2	277	19.096	2	222	25.150	2	277	15.640	2	246	CRAIGIE Kenzo	GBR	59.974	1:00.060	0.086
3	273	19.105	3	256	25.156	3	233	15.664	3	256	VAN LANGENDONCK Dries	BEL	1:00.004	1:00.025	0.021
4	241	19.125	4	277	25.161	4	222	15.670	4	202	RAMAEKERS Thibaut	BEL	1:00.019	1:00.019	
5	202	19.150	5	264	25.170	5	262	15.673	5	233	KINMARK Oliver	SWE	1:00.038	1:00.181	0.143
6	256	19.155	6	241	25.205	6	229	15.679	6	273	WHERRELL Lewis	GBR	1:00.045	1:00.065	0.020
7	233	19.168	7	233	25.206	7	273	15.686	7	222	RASMUSSEN Oliver Fodor	DEN	1:00.068	1:00.154	0.086
8	248	19.194	8	229	25.208	8	256	15.693	8	241	KOLOVOS Stylianos Taxiarchis	GRC	1:00.101	1:00.101	
9	262	19.203	9	223	25.220	9	223	15.694	9	229	GUSTAFSSON Viktor	SWE	1:00.102	1:00.102	
10	229	19.215	10	248	25.250	10	248	15.720	10	262	LYZEN Borys	POL	1:00.156	1:00.255	0.099
11	298	19.229	11	273	25.254	11	202	15.731	11	248	ANAGOSTIADIS James	AUS	1:00.164	1:00.213	0.049
12	222	19.248	12	246	25.262	12	264	15.742	12	223	PRADIER Thomas Cyrille	FRA	1:00.169	1:00.219	0.050
13	223	19.255	13	298	25.275	13	243	15.757	13	264	IVANNIKOV Vladimir	ITA	1:00.195	1:00.195	
14	263	19.256	14	262	25.280	14	304	15.758	14	298	ROCCHIO Gino	ITA	1:00.265	1:00.324	0.059
15	266	19.260	15	266	25.297	15	298	15.761	15	266	GONZALEZ Eloï	ESP	1:00.333	1:00.333	
16	264	19.283	16	263	25.334	16	292	15.769	16	263	WOLFE Noah	GBR	1:00.378	1:00.477	0.099
17	250	19.286	17	257	25.375	17	241	15.771	17	226	KORNDER Luke	GER	1:00.481	1:00.530	0.049
18	243	19.309	17	226	25.375	18	266	15.776	18	243	KAWPENG Sebastien	ITA	1:00.493	1:00.535	0.042
19	226	19.324	19	219	25.397	19	265	15.780	19	257	SACHSE Bertram	DEN	1:00.519	1:00.621	0.102
20	292	19.332	20	281	25.402	20	226	15.782	20	250	KOWALCZYK Klara	POL	1:00.530	1:00.565	0.035
20	235	19.332	21	243	25.427	21	263	15.788	21	281	SILKUNAS Markas	LTU	1:00.541	1:00.636	0.095
22	257	19.342	22	250	25.441	22	235	15.791	22	235	NIKISHOV Nikita	ESP	1:00.590	1:00.590	
23	281	19.343	23	235	25.467	23	281	15.796	23	219	BRALIC Jason	NED	1:00.600	1:00.600	
24	219	19.372	24	286	25.477	24	257	15.802	24	292	JUNCHER Marcus	DEN	1:00.607	1:00.756	0.149
25	294	19.378	25	292	25.506	25	250	15.803	25	286	ANZHE Sun	ITA	1:00.697	1:00.741	0.044
26	284	19.382	26	265	25.528	26	294	15.814	26	265	PARKER Skye	GBR	1:00.707	1:00.716	0.009
27	286	19.397	27	301	25.547	27	286	15.823	27	294	ZASOV Georgiy	SUT	1:00.740	1:00.740	
28	265	19.399	28	294	25.548	28	219	15.831	28	301	GIRARDET Alois	FRA	1:00.815	1:00.815	
29	301	19.429	29	304	25.590	29	284	15.837	29	284	BROVKO Mark	UKR	1:00.834	1:00.834	
30	303	19.564	30	284	25.615	30	301	15.839	30	304	GHEYSEN Lucas	BRA	1:00.960	1:01.080	0.120
31	304	19.612	31	303	25.720	31	303	15.941	31	303	AUTMAITRE Mathis	SEN	1:01.225	1:01.225	

Timekeeper

Albert Perez

Race Director

[Signature]

OK
**Qualifying Practice G2 (QP2)
Analysis**

For information purposes. No official / regulatory value

Laps	Sector 1	Sector 2	Sector 3	Lap Time	Spd	Laps	Sector 1	Sector 2	Sector 3	Lap Time	Spd	Laps	Sector 1	Sector 2	Sector 3	Lap Time	Spd
No.202 RAMAEKERS Thibaut						No.246 CRAIGIE Kenzo						No.273 WHERRELL Lewis					
1	19.554	25.342	16.341	1:01.237	120	1	19.565	25.402	15.637	1:00.604	118	1	21.755	25.640	15.760	1:03.155	119
2	19.150	25.138	15.731	1:00.019	120	2	19.151	25.263	15.657	1:00.071	119	2	19.254	25.254	15.686	1:00.194	120
3	19.151	25.244	15.733	1:00.128	121	3	19.075	25.262	15.723	1:00.060	119	3	19.105	25.256	15.704	1:00.065	120
No.219 BRALIC Jason						No.248 ANAGOSTIADIS James						No.277 COSTOYA Christian					
1	21.292	25.861	15.925	1:03.078	118	1	19.571	25.313	15.720	1:00.604	119	1	19.952	26.135	15.980	1:02.067	118
2	19.438	25.478	15.841	1:00.757	118	2	19.194	25.269	15.750	1:00.213	119	2	19.205	25.351	15.780	1:00.336	119
3	19.372	25.397	15.831	1:00.600	119	3	19.238	25.250	15.770	1:00.258	119	3	19.096	25.161	15.640	59.897	119
No.222 RASMUSSEN Oliver Fodor						No.250 KOWALCZYK Klara						No.281 SILKUNAS Markas					
1	20.135	25.860	15.876	1:01.871	117	1	22.394	25.737	15.845	1:03.976	117	1	19.838	25.402	15.950	1:01.190	119
2	19.406	25.150	15.670	1:00.226	118	2	19.336	25.492	15.803	1:00.631	118	2	19.383	25.492	15.822	1:00.697	118
3	19.248	25.212	15.694	1:00.154	119	3	19.286	25.441	15.838	1:00.565	118	3	19.343	25.497	15.796	1:00.636	119
No.223 PRADIER Thomas Cyrille						No.256 VAN LANGENDONCK Dries						No.284 BROVKO Mark					
1	20.456	29.336	16.002	1:05.794	117	1	19.524	25.277	15.693	1:00.494	117	1	20.903	26.419	16.021	1:03.343	117
2	19.561	25.386	15.699	1:00.646	118	2	19.155	25.156	15.714	1:00.025	117	2	19.498	25.634	15.903	1:01.035	117
3	19.314	25.220	15.737	1:00.271	118	3	19.177	25.240	15.700	1:00.117	118	3	19.382	25.615	15.837	1:00.834	118
4	19.255	25.270	15.694	1:00.219	119	No.257 SACHSE Bertram						No.286 ANZHE Sun					
No.226 KORNDER Luke						1	19.598	25.438	15.802	1:00.838	118	1	20.588	25.707	15.968	1:02.263	118
1	19.801	26.261	15.966	1:02.028	119	2	19.342	25.375	15.904	1:00.621	118	2	19.563	25.486	15.823	1:00.872	118
2	19.344	25.419	15.782	1:00.545	119	3	19.366	25.515	15.888	1:00.769	118	3	19.397	25.477	15.867	1:00.741	119
3	19.324	25.375	15.831	1:00.530	119	No.262 LYZEN Borys						No.292 JUNCHER Marcus					
No.229 GUSTAFSSON Viktor						1	19.659	25.392	15.683	1:00.734	119	1	20.463	25.714	17.186	1:03.363	119
1	20.756	26.514	15.881	1:03.151	116	2	19.304	25.280	15.716	1:00.300	120	2	19.777	25.506	15.924	1:01.207	120
2	19.422	25.220	15.708	1:00.350	117	3	19.203	25.379	15.673	1:00.255	121	3	19.456	25.531	15.769	1:00.756	120
3	19.215	25.208	15.679	1:00.102	117	No.263 WOLFE Noah						4	19.332	25.553	15.890	1:00.775	119
No.233 KINNMARK Oliver						1	19.628	25.959	15.960	1:01.547	120	No.294 ZASOV Georgiy					
1	19.802	25.716	15.944	1:01.462	120	2	19.380	25.334	15.788	1:00.502	120	1	19.859	25.738	16.043	1:01.640	117
2	19.317	25.206	15.664	1:00.187	120	3	19.256	25.399	15.822	1:00.477	121	2	19.396	25.627	15.855	1:00.878	116
3	19.168	25.263	15.750	1:00.181	121	No.264 IVANNIKOV Vladimir						3	19.378	25.548	15.814	1:00.740	117
No.235 NIKISHOV Nikita						1	20.599	25.717	15.953	1:02.269	121	No.298 ROCCHIO Gino					
1	19.874	26.138	16.271	1:02.283	118	2	19.283	25.170	15.742	1:00.195	121	1	19.717	25.448	15.821	1:00.986	118
2	19.405	25.525	16.330	1:01.260	118	No.265 PARKER Skye						2	19.301	25.275	15.761	1:00.337	118
3	19.332	25.467	15.791	1:00.590	117	1	19.857	25.665	15.941	1:01.463	121	3	19.229	25.315	15.780	1:00.324	119
No.241 KOLOVOS Stylianos Taxiarchis						2	20.074	26.006	15.780	1:01.860	120	No.301 GIRARDET Alois					
1	19.677	25.345	16.018	1:01.040	119	3	19.399	25.528	15.789	1:00.716	120	1	19.838	26.642	16.126	1:02.606	119
2	19.228	25.266	15.810	1:00.304	120	No.266 GONZALEZ Eloi						2	19.518	25.733	16.019	1:01.270	119
3	19.125	25.205	15.771	1:00.101	120	1	19.779	25.453	15.793	1:01.025	122	3	19.429	25.547	15.839	1:00.815	117
No.243 KAWPENG Sebastien						2	19.299	25.388	15.873	1:00.560	120	No.303 AUTMAITRE Mathis					
1	20.214	25.721	15.824	1:01.759	116	3	19.260	25.297	15.776	1:00.333	120	1	19.888	25.895	15.952	1:01.735	119
2	19.359	25.427	15.757	1:00.543	116							2	19.564	25.720	15.941	1:01.225	118

 Timekeeper 

 Race Director 


OK

Qualifying Practice G2 (QP2)
Analysis

For information purposes. No official / regulatory value

Laps	Sector 1	Sector 2	Sector 3	Lap Time	Spd
3	19.566	25.749	16.001	1:01.316	117

No.304 GHEYSEN Lucas

1	20.252	26.060	16.083	1:02.395	118
2	19.732	25.590	15.758	1:01.080	118
3	19.612	25.933	15.885	1:01.430	118

Timekeeper



Race Director



Champions of the Future 2025 Euro Series: R1 - Campillos (ESP) 26-29/03/2025

Page 2 / 2

www.championskarting.com / RGMCC

Apex Timing GoRacing 

OK
Qualifying Practice G1 (QP1)
Document 24
Results

Subject to scrutineering & sporting investigations

Rnk	No.	Competitor	E. Nat	Driver	D. Nat	Equipment	Sector 1	Sector 2	Sector 3	Time	Gap	Spd	Laps
1	227	RICKY FLYNN MOTORSPORT		KAMYAB Roman		LN / TM	19.156	25.201	15.663	1:00.020		119.8	3
2	272	FORZA RACING		SALA Filippo		EXPRIT / TM	19.183	25.188	15.660	1:00.031	0.011	120.7	3
3	201	KR MOTORSPORT		TURNEY Joe		KR / IAME	19.249	25.198	15.697	1:00.144	0.124	120.0	3
4	240	KR MOTORSPORT		KELLEHER Daniel		KR / IAME	19.235	25.307	15.697	1:00.239	0.219	119.7	3
5	271	FORZA RACING		BURNETT Jensen		EXPRIT / TM	19.220	25.277	15.802	1:00.299	0.279	120.6	3
6	291	PAROLIN MOTORSPORT		DERUNOV Efim		PAROLIN / TM	19.276	25.263	15.783	1:00.322	0.302	119.7	3
7	231	DPK RACING		MARSH Scott		KR / IAME	19.220	25.338	15.774	1:00.332	0.312	120.7	3
8	289	VICTORYLANE KARTING		COCHET Louis		KR / IAME	19.206	25.334	15.793	1:00.333	0.313	120.9	3
9	249	PREMA RACING SRL		AKSOY Alp		KR / IAME	19.244	25.324	15.783	1:00.351	0.331	119.9	3
10	279	VDK RACING		CORBI Matt		KR / IAME	19.241	25.358	15.769	1:00.368	0.348	119.7	3
11	297	DPK RACING		NILSSON Leo		KR / IAME	19.264	25.378	15.747	1:00.389	0.369	118.8	3
12	236	DPK RACING		KERDAL François Dario		KR / IAME	19.289	25.336	15.767	1:00.392	0.372	118.5	3
13	230	CRG RACING TEAM		BOTTARO Davide		CRG / IAME	19.310	25.352	15.770	1:00.432	0.412	119.6	3
14	247	KR MOTORSPORT		BERNOLDI Bernardo		KR	19.408	25.300	15.730	1:00.438	0.418	120.2	3
15	288	VICTORYLANE KARTING		BATTIG Chiara		KR / IAME	19.214	25.445	15.782	1:00.441	0.421	118.9	3
16	290	VICTORYLANE KARTING		CHARTIER Alexander		KR / IAME	19.221	25.400	15.820	1:00.441	0.421	120.2	3
17	205	FUSION MOTORSPORT		DRUMMOND Zac		KR / IAME	19.252	25.375	15.847	1:00.474	0.454	120.0	3
18	254	KR MOTORSPORT		PEDERSEN Dean		KR / IAME	19.314	25.414	15.799	1:00.527	0.507	118.8	3
19	212	FUSION MOTORSPORT		HAKKINEN Ella		KR / IAME	19.246	25.411	15.885	1:00.542	0.522	118.9	3
20	307	ENERGY CORSE SRL		KRUTOHOLOV Lev		ENERGY CORSE / IAME	19.315	25.503	15.821	1:00.639	0.619	120.3	3
21	295	DPK RACING		KAMENIK Jakub		KR / IAME	19.250	25.510	15.921	1:00.681	0.661	119.6	3
22	232	DPK RACING		ARNAUDO Fausto		KR / IAME	19.350	25.539	15.805	1:00.694	0.674	118.6	3
23	276	PAROLIN MOTORSPORT		LOWETTE Beau		PAROLIN / TM	19.413	25.440	15.843	1:00.696	0.676	119.0	3
24	280	VDK RACING		STILLER Peter		KR / IAME	19.340	25.398	15.960	1:00.698	0.678	120.0	3
25	216	MP KARTRACING		LUTHARDT Carl		HENZA / IAME	19.381	25.391	15.936	1:00.708	0.688	119.4	3
26	274	KBK COMPETITION		ROUSSEL Romeo		KR / IAME	19.294	25.476	15.944	1:00.714	0.694	119.8	3
27	245	PREMA RACING SRL		FLUXA CROSS Luna		KR / IAME	19.330	25.572	15.845	1:00.747	0.727	119.6	3
28	234	DPK RACING		GREEN Zac		KR / IAME	19.505	25.438	15.847	1:00.790	0.770	117.8	3
29	218	MP KARTRACING		SVAHN Vilmer		HENZA / IAME	19.353	25.498	15.965	1:00.816	0.796	116.7	3
30	261	KRZ MOTORSPORT		RAFALIK Maksymilian		KR / TM	19.559	25.461	15.845	1:00.865	0.845	119.0	3
31	238	FUSION MOTORSPORT		DOLEH Zak		KR / IAME	19.532	25.699	15.971	1:01.202	1.182	119.0	3
32	282	VDK RACING		HARASTEY Daniel		KR / IAME	19.558	25.783	15.907	1:01.248	1.228	118.0	3

Start Time : 27/03 - 11:59:59

Best lap : No.227 KAMYAB Roman

1:00.020

95.25 kph

Weather : Sunny Air : 17°C Track : Dry

Timekeeper

Race Director

Champions of the Future 2025 Euro Series: R1 - Campillos (ESP) 26-29/03/2025

Page 1 / 1

www.championskarting.com / RGMCM

Apex Timing GoRacing

OK
Qualifying Practice G1 (QP1)

For information purposes. No official / regulatory value

Best Sectors Analysis

S1			S2			S3			Ideal Lap Times						
Rnk	No.	Time	Rnk	No.	Time	Rnk	No.	Time	Rnk	No.	Driver	D. Nat	Ideal Lap	Best Lap	Diff.
1	227	19.156	1	272	25.188	1	227	15.646	1	227	KAMYAB Roman	GBR	1:00.003	1:00.020	0.017
2	272	19.183	2	201	25.198	2	272	15.660	2	272	SALA Filippo	ITA	1:00.031	1:00.031	
3	289	19.206	3	227	25.201	3	240	15.697	3	201	TURNEY Joe	GBR	1:00.144	1:00.144	
4	288	19.214	4	291	25.263	3	201	15.697	4	240	KELLEHER Daniel	IRL	1:00.239	1:00.239	
5	271	19.220	5	271	25.277	5	247	15.730	5	271	BURNETT Jensen	CAN	1:00.256	1:00.299	0.043
5	231	19.220	6	247	25.300	6	297	15.747	6	291	DERUNOV Efim	KGZ	1:00.310	1:00.322	0.012
7	290	19.221	7	240	25.307	7	290	15.755	7	231	MARSH Scott	GBR	1:00.332	1:00.332	
8	240	19.235	8	249	25.324	7	279	15.755	8	289	COCHET Louis	FRA	1:00.333	1:00.333	
9	279	19.241	9	289	25.334	9	288	15.756	9	290	CHARTIER Alexander	CAN	1:00.334	1:00.441	0.107
10	249	19.244	10	236	25.336	10	271	15.759	10	279	CORBI Matt	SUI	1:00.338	1:00.368	0.030
11	212	19.246	11	231	25.338	11	236	15.767	11	249	AKSOY Alp	TUR	1:00.351	1:00.351	
12	201	19.249	12	279	25.342	12	230	15.770	12	288	BATTIG Chiara	SUI	1:00.355	1:00.441	0.086
13	295	19.250	13	230	25.352	13	231	15.774	13	297	NILSSON Leo	SWE	1:00.389	1:00.389	
14	205	19.252	14	290	25.358	14	254	15.780	14	236	KERDAL François Dario	SUI	1:00.392	1:00.392	
15	254	19.259	15	205	25.375	15	205	15.782	15	205	DRUMMOND Zac	GBR	1:00.409	1:00.474	0.065
16	297	19.264	16	297	25.378	16	291	15.783	16	230	BOTTARO Davide	ITA	1:00.432	1:00.432	
16	291	19.264	17	288	25.385	16	249	15.783	17	247	BERNOLDI Bernardo	ITA	1:00.438	1:00.438	
18	236	19.289	18	216	25.391	18	289	15.793	18	212	HAKKINEN Ella	MON	1:00.451	1:00.542	0.091
19	274	19.294	19	280	25.398	19	212	15.804	19	254	PEDERSEN Dean	USA	1:00.453	1:00.527	0.074
20	230	19.310	20	212	25.401	20	232	15.805	20	295	KAMENIK Jakub	CZE	1:00.596	1:00.681	0.085
21	307	19.315	21	254	25.414	21	307	15.821	21	307	KRUTOHOLOV Lev	ARG	1:00.603	1:00.639	0.036
22	245	19.330	22	234	25.438	22	276	15.823	22	232	ARNAUDO Fausto	ARG	1:00.643	1:00.694	0.051
23	280	19.340	23	276	25.440	23	295	15.836	23	274	ROUSSEL Romeo	FRA	1:00.651	1:00.714	0.063
24	232	19.350	24	261	25.461	24	245	15.841	24	276	LOWETTE Beau	BEL	1:00.676	1:00.696	0.020
25	218	19.353	25	307	25.467	25	261	15.845	25	216	LUTHARDT Carl	GER	1:00.681	1:00.708	0.027
26	216	19.381	26	274	25.476	26	234	15.847	26	280	STILLER Peter	ITA	1:00.698	1:00.698	
27	247	19.408	27	232	25.488	27	274	15.881	27	245	FLUXA CROSS Luna	ESP	1:00.733	1:00.747	0.014
28	276	19.413	28	218	25.498	28	282	15.907	28	234	GREEN Zac	GBR	1:00.790	1:00.790	
29	261	19.502	29	295	25.510	29	216	15.909	29	261	RAFALIK Maksymilian	POL	1:00.808	1:00.865	0.057
30	234	19.505	30	245	25.562	30	280	15.960	30	218	SVAHN Vilmer	SWE	1:00.816	1:00.816	
31	238	19.532	31	238	25.699	31	218	15.965	31	238	DOLEH Zak	DMA	1:01.202	1:01.202	
32	282	19.558	32	282	25.754	32	238	15.971	32	282	HARASTEY Daniel	CZE	1:01.219	1:01.248	0.029


Timekeeper

Race Director

Champions of the Future 2025 Euro Series: R1 - Campillos (ESP) 26-29/03/2025

Page 1 / 1

www.championskarting.com / RGMCC

 Apex Timing GoRacing 

OK
**Qualifying Practice G1 (QP1)
Analysis**

For information purposes. No official / regulatory value

Laps	Sector 1	Sector 2	Sector 3	Lap Time	Spd	Laps	Sector 1	Sector 2	Sector 3	Lap Time	Spd	Laps	Sector 1	Sector 2	Sector 3	Lap Time	Spd
No.201 TURNEY Joe						No.236 KERDAL François Dario						No.274 ROUSSEL Romeo					
1	20.165	33.667	16.298	1:10.130	118	1	19.880	31.423	16.066	1:07.369	117	1	19.732	25.766	15.947	1:01.445	119
2	19.451	25.674	15.923	1:01.048	119	2	19.329	25.465	17.014	1:01.808	117	2	19.413	25.479	15.881	1:00.773	119
3	19.249	25.198	15.697	1:00.144	120	3	19.289	25.336	15.767	1:00.392	118	3	19.294	25.476	15.944	1:00.714	119
No.205 DRUMMOND Zac						No.238 DOLEH Zak						No.276 LOWETTE Beau					
1	19.936	33.638	16.426	1:10.000	119	1	19.912	26.213	15.972	1:02.097	118	1	20.322	26.289	15.917	1:02.528	119
2	19.416	25.437	15.782	1:00.635	120	2	19.596	25.729	16.015	1:01.340	118	2	19.419	25.538	15.823	1:00.780	118
3	19.252	25.375	15.847	1:00.474	119	3	19.532	25.699	15.971	1:01.202	119	3	19.413	25.440	15.843	1:00.696	118
No.212 HAKKINEN Ella						No.240 KELLEHER Daniel						No.279 CORBI Matt					
1	19.735	25.849	15.915	1:01.499	118	1	20.229	33.606	16.333	1:10.168	118	1	22.173	34.259	16.186	1:12.618	118
2	19.426	25.401	15.804	1:00.631	118	2	19.466	25.585	16.006	1:01.057	119	2	19.501	25.342	15.755	1:00.598	119
3	19.246	25.411	15.885	1:00.542	119	3	19.235	25.307	15.697	1:00.239	119	3	19.241	25.358	15.769	1:00.368	118
No.216 LUTHARDT Carl						No.245 FLUXA CROSS Luna						No.280 STILLER Peter					
1	19.787	30.751	16.548	1:07.086	117	1	19.857	25.867	15.934	1:01.658	119	1	20.239	33.712	16.660	1:10.611	118
2	19.652	25.713	15.909	1:01.274	119	2	19.469	25.562	15.841	1:00.872	119	2	19.528	25.574	16.275	1:01.377	120
3	19.381	25.391	15.936	1:00.708	118	3	19.330	25.572	15.845	1:00.747	119	3	19.340	25.398	15.960	1:00.698	119
No.218 SVAHN Vilmer						No.247 BERNOLDI Bernardo						No.282 HARASTEY Daniel					
1	19.714	32.142	16.133	1:07.989	116	1	20.124	33.888	16.191	1:10.203	119	1	19.948	26.010	16.059	1:02.017	117
2	19.516	25.658	16.474	1:01.648	117	2	19.546	25.513	15.949	1:01.008	120	2	19.597	25.754	15.994	1:01.345	118
3	19.353	25.498	15.965	1:00.816	116	3	19.408	25.300	15.730	1:00.438	120	3	19.558	25.783	15.907	1:01.248	117
No.227 KAMYAB Roman						No.249 AKSOY Alp						No.288 BATTIG Chiara					
1	20.734	34.158	17.194	1:12.086	117	1	20.392	32.861	16.717	1:09.970	119	1	19.754	25.519	15.855	1:01.128	118
2	19.437	25.304	15.646	1:00.387	119	2	19.455	25.455	15.854	1:00.764	120	2	19.310	25.385	15.756	1:00.451	119
3	19.156	25.201	15.663	1:00.020	120	3	19.244	25.324	15.783	1:00.351	120	3	19.214	25.445	15.782	1:00.441	118
No.230 BOTTARO Davide						No.254 PEDERSEN Dean						No.289 COCHET Louis					
1	20.399	29.241	16.314	1:05.954	118	1	19.632	25.523	15.780	1:00.935	118	1	20.570	32.112	16.484	1:09.166	119
2	19.373	25.989	15.936	1:01.298	119	2	19.314	25.414	15.799	1:00.527	118	2	19.444	25.494	15.814	1:00.752	120
3	19.310	25.352	15.770	1:00.432	119	3	19.259	25.469	15.957	1:00.685	118	3	19.206	25.334	15.793	1:00.333	120
No.231 MARSH Scott						No.261 RAFALIK Maksymilian						No.290 CHARTIER Alexander					
1	19.844	32.080	16.665	1:08.589	119	1	20.151	25.762	15.908	1:01.821	118	1	20.425	27.808	17.624	1:05.857	93
2	19.406	25.409	15.812	1:00.627	120	2	19.559	25.461	15.845	1:00.865	118	2	19.990	25.358	15.755	1:01.103	120
3	19.220	25.338	15.774	1:00.332	120	3	19.502	25.474	15.911	1:00.887	119	3	19.221	25.400	15.820	1:00.441	119
No.232 ARNAUDO Fausto						No.271 BURNETT Jensen						No.291 DERUNOV Efim					
1	19.872	26.081	16.015	1:01.968	118	1	20.018	25.454	15.858	1:01.330	120	1	20.036	26.100	15.956	1:02.092	119
2	19.448	25.488	15.878	1:00.814	118	2	19.220	25.277	15.802	1:00.299	120	2	19.276	25.263	15.783	1:00.322	119
3	19.350	25.539	15.805	1:00.694	119	3	19.252	25.288	15.759	1:00.299	120	3	19.264	25.334	15.823	1:00.421	119
No.234 GREEN Zac						No.272 SALA Filippo						No.295 KAMENIK Jakub					
1	19.972	34.293	16.346	1:10.611	116	1	22.221	34.009	16.417	1:12.647	117	1	19.954	25.744	15.945	1:01.643	119
2	19.574	25.533	15.883	1:00.990	117	2	19.446	25.210	15.708	1:00.364	120	2	19.375	25.558	15.836	1:00.769	119
3	19.505	25.438	15.847	1:00.790	118	3	19.183	25.188	15.660	1:00.031	120	3	19.250	25.510	15.921	1:00.681	119

 Timekeeper 

 Race Director 

OK
**Qualifying Practice G1 (QP1)
Analysis**

For information purposes. No official / regulatory value

Laps Sector 1 Sector 2 Sector 3 Lap Time Spd
No.297 NILSSON Leo

Laps	Sector 1	Sector 2	Sector 3	Lap Time	Spd
1	20.495	31.349	16.229	1:08.073	118
2	19.502	25.461	15.767	1:00.730	118
3	19.264	25.378	15.747	1:00.389	118

No.307 KRUTOHOLOV Lev

Laps	Sector 1	Sector 2	Sector 3	Lap Time	Spd
1	20.096	25.649	15.896	1:01.641	120
2	19.364	25.467	15.838	1:00.669	119
3	19.315	25.503	15.821	1:00.639	119

 Timekeeper 

 Race Director 

OK

Free Practices Results

Document 17

Subject to scrutineering & sporting investigations

Rnk	No.	Driver	D. Nat	Free Practice 1 FPG1	Free Practice 1 FPG2	Free Practice 1 FPG3	Free Practice 2 FPG1	Free Practice 2 FPG2	Free Practice 2 FPG3	Free Practice 3 FPG1	Free Practice 3 FPG2	Free Practice 3 FPG3	Free Practice 4 FPG1	Free Practice 4 FPG2	Free Practice 4 FPG3	Free Practice 5 FPG1	Free Practice 5 FPG2	Free Practice 5 FPG3	Gap	Laps
1	202	RAMAEKERS Thibaut	BEL	-	-	No Time	-	-	1:00.637	-	-	1:00.860	-	-	1:01.519	-	-	59.932		27
2	277	COSTOYA Christian	ESP	1:04.771	-	-	1:00.332	-	-	1:01.058	-	-	59.965	-	-	1:00.255	-	-	0.033	40
3	288	BATTIG Chiara	SUI	-	No Time	-	-	1:00.722	-	-	1:00.883	-	-	1:00.579	-	-	1:00.014	-	0.082	22
4	264	IVANNIKOV Vladimir	ITA	1:08.570	-	-	1:00.849	-	-	1:00.932	-	-	1:00.143	-	-	1:00.050	-	-	0.118	34
5	272	SALA Filippo	ITA	-	1:01.323	-	-	1:00.064	-	-	1:00.736	-	-	1:00.132	-	-	1:00.348	-	0.132	33
6	228	MINNS Sebastian	GBR	-	-	1:01.612	-	-	1:00.988	-	-	1:00.989	-	-	1:01.159	-	-	1:00.092	0.160	37
7	213	KACZYNSKI Elliot	SWE	-	-	1:01.606	-	-	1:01.177	-	-	1:00.928	-	-	1:00.194	-	-	1:00.094	0.162	42
8	223	PRADIER Thomas Cyrille	FRA	-	-	1:01.244	-	-	1:00.643	-	-	1:00.884	-	-	1:00.449	-	-	1:00.107	0.175	36
9	206	PESL Jindrich	CZE	1:01.745	-	-	1:00.409	-	-	1:00.617	-	-	1:00.250	-	-	1:00.122	-	-	0.190	45
10	302	SHARP Aston	GBR	1:02.460	-	-	1:00.169	-	-	1:01.032	-	-	1:00.752	-	-	1:00.345	-	-	0.237	40
11	262	LYZEN Borys	POL	-	-	1:02.330	-	-	1:00.849	-	-	1:01.210	-	-	1:00.170	-	-	1:00.430	0.238	52
12	289	COCHET Louis	FRA	1:06.415	-	-	1:00.492	-	-	1:01.025	-	-	No Time	-	-	1:00.194	-	-	0.262	27
13	271	BURNETT Jensen	CAN	-	-	1:00.657	-	-	1:00.357	-	-	1:00.784	-	-	1:00.366	-	-	1:00.210	0.278	34
14	227	KAMYAB Roman	GBR	1:01.900	-	-	1:00.536	-	-	1:00.781	-	-	1:00.227	-	-	1:00.217	-	-	0.285	37
15	266	GONZALEZ Eloi	ESP	1:03.633	-	-	1:00.600	-	-	1:00.809	-	-	1:00.234	-	-	1:00.278	-	-	0.302	34
16	226	KORNDER Luke	GER	1:02.246	-	-	1:00.241	-	-	1:00.884	-	-	1:00.261	-	-	1:00.540	-	-	0.309	39
17	222	RASMUSSEN Oliver Fodor	DEN	1:02.524	-	-	1:00.537	-	-	1:01.109	-	-	1:00.282	-	-	1:00.245	-	-	0.313	43
18	290	CHARTIER Alexander	CAN	1:03.305	-	-	1:01.030	-	-	1:01.186	-	-	1:00.251	-	-	1:00.547	-	-	0.319	37
19	217	KOIVISTO Emeeli	FIN	1:01.330	-	-	1:00.757	-	-	1:01.577	-	-	1:00.284	-	-	1:00.270	-	-	0.338	35
20	263	WOLFE Noah	GBR	1:03.439	-	-	1:00.272	-	-	1:00.851	-	-	1:00.306	-	-	1:00.687	-	-	0.340	36
21	231	MARSH Scott	GBR	1:01.912	-	-	1:00.291	-	-	1:00.817	-	-	1:00.304	-	-	No Time	-	-	0.359	33
22	232	ARNAUDO Fausto	ARG	1:02.081	-	-	1:00.744	-	-	1:01.295	-	-	1:01.900	-	-	1:00.301	-	-	0.369	39
23	275	MARTI Hugo	ESP	-	-	1:00.983	-	-	1:01.775	-	-	1:00.819	-	-	1:00.302	-	-	1:00.487	0.370	38
24	240	KELLEHER Daniel	IRL	1:02.033	-	-	1:00.503	-	-	1:00.582	-	-	1:00.797	-	-	1:00.320	-	-	0.388	44
25	248	ANAGOSTIADIS James	AUS	-	-	1:01.391	-	-	1:00.916	-	-	1:00.321	-	-	1:00.847	-	-	1:00.519	0.389	40
26	201	TURNERY Joe	GBR	1:02.010	-	-	1:00.331	-	-	1:00.477	-	-	1:00.494	-	-	1:00.486	-	-	0.399	44
27	295	KAMENIK Jakub	CZE	-	-	1:01.677	-	-	1:01.037	-	-	1:01.107	-	-	1:00.486	-	-	1:00.337	0.405	40
28	268	GARCIA LOPEZ Aaron	ESP	-	-	1:02.135	-	-	1:00.797	-	-	1:00.849	-	-	1:00.581	-	-	1:00.337	0.405	33
29	242	MARTINESE Iacopo	ITA	-	1:01.228	-	-	1:00.362	-	-	1:00.344	-	-	1:01.204	-	-	1:00.679	-	0.412	42
30	273	WHERRELL Lewis	GBR	-	1:00.942	-	-	1:00.445	-	-	1:00.823	-	-	1:00.451	-	-	1:00.354	-	0.422	34
31	237	NOUGUEYREDE Clovis	FRA	-	-	1:02.914	-	-	1:01.301	-	-	1:01.441	-	-	1:01.630	-	-	1:00.361	0.429	37
32	256	VAN LANGENDONCK Dries	BEL	-	-	1:01.052	-	-	1:00.423	-	-	1:00.372	-	-	1:00.460	-	-	1:00.363	0.431	42
33	287	SMITH Joseph	GBR	-	1:01.467	-	-	1:01.100	-	-	1:00.866	-	-	1:00.363	-	-	1:00.463	-	0.431	34
34	309	KARA OSMAN Amin	GER	1:02.445	-	-	1:00.648	-	-	1:01.200	-	-	1:00.383	-	-	1:00.731	-	-	0.451	41
35	281	SILKUNAS Markas	LTU	-	-	1:05.910	-	-	1:00.861	-	-	1:01.310	-	-	1:00.646	-	-	1:00.385	0.453	37
36	246	CRAIGIE Kenzo	GBR	-	-	1:02.258	-	-	1:00.432	-	-	1:00.396	-	-	1:00.491	-	-	1:00.405	0.464	37
37	297	NILSSON Leo	SWE	-	1:01.799	-	-	1:00.683	-	-	1:00.971	-	-	1:00.572	-	-	1:00.397	-	0.465	37

Timekeeper *Albert Perez*

Race Director *[Signature]*



OK

Free Practices Results

Document 17

Subject to scrutineering & sporting investigations

Rnk	No.	Driver	D. Nat	Free Practice 1 FPG1	Free Practice 1 FPG2	Free Practice 1 FPG3	Free Practice 2 FPG1	Free Practice 2 FPG2	Free Practice 2 FPG3	Free Practice 3 FPG1	Free Practice 3 FPG2	Free Practice 3 FPG3	Free Practice 4 FPG1	Free Practice 4 FPG2	Free Practice 4 FPG3	Free Practice 5 FPG1	Free Practice 5 FPG2	Free Practice 5 FPG3	Gap	Laps
38	279	CORBI Matt	SUI	1:03.129	-	-	1:00.902	-	-	1:01.284	-	-	1:00.810	-	-	1:00.407	-	-	0.475	38
39	305	FIRHAND Qarrar	INA	-	-	1:10.467	-	-	1:00.699	-	-	1:00.655	-	-	1:00.413	-	-	1:00.901	0.481	31
40	278	KLEMETSEN Vegard	NOR	1:19.819	-	-	1:00.715	-	-	1:01.004	-	-	1:00.444	-	-	1:00.716	-	-	0.512	30
41	286	ANZHE Sun	ITA	-	-	1:01.112	-	-	1:01.232	-	-	1:01.256	-	-	1:00.513	-	-	1:00.463	0.531	37
42	234	GREEN Zac	GBR	-	-	1:01.534	-	-	1:01.103	-	-	1:01.249	-	-	1:00.598	-	-	1:00.468	0.536	39
43	291	DERUNOV Efim	KGZ	-	-	1:11.918	-	-	1:00.967	-	-	1:00.796	-	-	1:00.472	-	-	1:00.587	0.540	35
44	236	KERDAL François Dario	SUI	-	-	1:01.372	-	-	1:01.004	-	-	1:01.249	-	-	1:00.556	-	-	1:00.478	0.546	38
45	267	TORT MAS Lluís	ESP	-	-	1:03.509	-	-	1:01.062	-	-	1:01.299	-	-	1:00.944	-	-	1:00.485	0.553	39
46	244	FRANCIS Lewis	AUS	-	1:01.250	-	-	1:00.837	-	-	1:00.553	-	-	1:01.448	-	-	1:00.493	-	0.561	44
47	220	HELDER Jorn	MED	-	1:01.101	-	-	1:00.914	-	-	1:00.992	-	-	1:00.500	-	-	1:00.683	-	0.568	34
48	239	SAVELEV Makar	KGZ	1:02.289	-	-	1:00.992	-	-	1:01.401	-	-	1:00.509	-	-	1:00.622	-	-	0.577	34
49	307	KRUTOHOLOV Lev	UKR	-	1:01.164	-	-	1:00.555	-	-	1:00.958	-	-	1:00.516	-	-	1:00.614	-	0.584	36
50	299	NETO Maria	POR	-	1:03.421	-	-	1:01.840	-	-	1:01.492	-	-	1:01.616	-	-	1:00.520	-	0.588	34
51	254	PEDERSEN Dean	USA	-	1:01.505	-	-	1:00.521	-	-	1:00.648	-	-	1:00.963	-	-	1:00.828	-	0.589	36
52	298	ROCCHIO Gino	ITA	-	1:01.278	-	-	1:00.530	-	-	1:00.649	-	-	1:00.641	-	-	1:06.088	-	0.598	29
53	253	KUKLANE Roland	EST	1:04.453	-	-	1:00.739	-	-	1:00.713	-	-	1:01.045	-	-	1:00.537	-	-	0.605	37
54	249	AKSOY Alp	TUR	-	-	1:01.127	-	-	1:00.698	-	-	1:01.051	-	-	1:00.875	-	-	1:00.538	0.606	42
55	255	ZHAO Zijun	CHN	1:02.039	-	-	1:00.552	-	-	1:00.744	-	-	1:01.246	-	-	1:00.598	-	-	0.620	41
56	280	STILLER Peter	ITA	-	1:01.937	-	-	1:00.700	-	-	1:02.059	-	-	1:00.561	-	-	1:00.596	-	0.629	40
57	212	HAKKINEN Ella	MON	1:02.928	-	-	1:01.118	-	-	1:01.110	-	-	1:00.561	-	-	1:00.993	-	-	0.629	38
58	258	HOANG Arthur	BEL	-	1:02.117	-	-	1:01.418	-	-	1:01.468	-	-	1:01.108	-	-	1:00.564	-	0.632	35
59	265	PARKER Skye	GBR	-	1:02.188	-	-	1:00.749	-	-	1:01.390	-	-	1:00.877	-	-	1:00.569	-	0.637	33
60	241	KOLOVOS Stylianos Taxiarchis	GRC	-	-	1:01.472	-	-	1:01.003	-	-	1:00.574	-	-	1:00.986	-	-	1:00.876	0.642	40
61	233	KINNMARCK Oliver	SWE	-	-	1:01.231	-	-	1:00.859	-	-	1:01.112	-	-	1:00.576	-	-	1:00.671	0.644	33
62	294	ZASOV Georgiy	SUI	No Time	-	-	1:01.268	-	-	1:01.548	-	-	1:00.875	-	-	1:00.590	-	-	0.658	32
63	230	BOTTARO Davide	ITA	-	1:05.932	-	-	1:01.081	-	-	1:01.105	-	-	1:01.245	-	-	1:00.590	-	0.658	36
64	292	JUNCHER Marcus	DEN	-	-	1:02.522	-	-	1:01.320	-	-	1:01.497	-	-	1:01.113	-	-	1:00.599	0.667	40
65	211	GALAN Oskar	POL	-	1:07.668	-	-	1:00.822	-	-	1:00.912	-	-	1:00.612	-	-	1:00.872	-	0.680	33
66	205	DRUMMOND Zac	GBR	-	-	1:05.681	-	-	1:00.654	-	-	1:00.804	-	-	1:00.621	-	-	1:00.856	0.689	36
67	245	FLUXA CROSS Luna	ESP	-	1:01.299	-	-	1:00.787	-	-	1:00.627	-	-	1:01.200	-	-	1:00.701	-	0.695	42
68	296	GARST Marco	DEN	-	1:04.917	-	-	1:00.876	-	-	1:00.837	-	-	1:00.747	-	-	1:00.661	-	0.729	36
69	274	ROUSSEL Romeo	ERA	-	-	1:02.453	-	-	1:01.290	-	-	1:00.928	-	-	1:00.662	-	-	1:03.215	0.730	31
70	251	MICALLEF Jacob	MLT	1:02.950	-	-	1:01.134	-	-	1:00.754	-	-	1:00.838	-	-	1:00.663	-	-	0.731	44
71	229	GUSTAFSSON Viktor	SWE	-	-	1:08.445	-	-	1:00.849	-	-	1:01.418	-	-	1:00.664	-	-	1:00.802	0.732	32
72	276	LOWETTE Beau	BEL	-	-	1:01.638	-	-	1:00.800	-	-	1:01.319	-	-	1:00.669	-	-	1:00.696	0.737	38
73	247	BERNOLDI Bernardo	ITA	-	1:01.505	-	-	1:00.685	-	-	1:00.675	-	-	1:01.337	-	-	1:00.876	-	0.743	43
74	261	RAFALIK Maksymilian	POL	-	-	1:03.905	-	-	1:01.100	-	-	1:01.229	-	-	1:00.801	-	-	1:00.687	0.755	44

Timekeeper *Albert Perez*

Race Director *[Signature]*



OK

Free Practices Results

Document 17

Subject to scrutineering & sporting investigations

Rnk	No.	Driver	D. Nat	Free Practice 1 FPG1	Free Practice 1 FPG2	Free Practice 1 FPG3	Free Practice 2 FPG1	Free Practice 2 FPG2	Free Practice 2 FPG3	Free Practice 3 FPG1	Free Practice 3 FPG2	Free Practice 3 FPG3	Free Practice 4 FPG1	Free Practice 4 FPG2	Free Practice 4 FPG3	Free Practice 5 FPG1	Free Practice 5 FPG2	Free Practice 5 FPG3	Gap	Laps
75	216	LUTHARDT Carl	GER	-	-	1:07.556	-	-	1:01.453	-	-	1:01.593	-	-	1:00.839	-	-	1:00.693	0.761	35
76	235	NIKISHOV Nikita	ESP	-	-	1:02.010	-	-	1:01.247	-	-	1:01.752	-	-	1:00.904	-	-	1:00.699	0.767	40
77	218	svahn Vilmer	SWE	1:02.034	-	-	1:00.736	-	-	1:01.542	-	-	1:01.003	-	-	1:00.770	-	-	0.804	40
78	243	KAWPENG Sebastien	ITA	-	1:01.479	-	-	1:01.084	-	-	1:00.744	-	-	1:01.439	-	-	1:01.167	-	0.812	39
79	259	STADTLER Oliver	GER	-	1:02.044	-	-	1:00.994	-	-	1:01.142	-	-	1:00.814	-	-	1:00.759	-	0.827	37
80	293	POKORNY Daniel	CZE	1:02.563	-	-	1:01.204	-	-	1:02.869	-	-	1:00.795	-	-	1:01.181	-	-	0.863	46
81	250	KOWALCZYK Klara	POL	-	1:01.608	-	-	1:01.102	-	-	1:00.799	-	-	1:01.550	-	-	1:00.925	-	0.867	40
82	284	BROVKO Mark	UKR	-	No Time	-	-	1:01.229	-	-	1:01.355	-	-	1:01.366	-	-	1:00.804	-	0.872	26
83	219	BRALIC Jason	NED	-	-	1:02.783	-	-	1:01.053	-	-	1:01.594	-	-	1:00.956	-	-	1:00.813	0.881	37
84	214	PAVAN Sebastiano	ITA	-	1:02.537	-	-	1:00.838	-	-	1:00.916	-	-	1:00.966	-	-	1:00.923	-	0.906	32
85	304	GHEYSEN Lucas	BRA	1:04.790	-	-	1:01.669	-	-	1:01.581	-	-	1:01.485	-	-	1:00.842	-	-	0.910	45
86	225	SUN Yibei	ITA	1:04.837	-	-	1:01.248	-	-	1:01.707	-	-	1:00.853	-	-	1:00.907	-	-	0.921	38
87	252	MATSUI Sara	JPN	-	1:01.713	-	-	1:00.869	-	-	1:01.308	-	-	1:00.931	-	-	1:01.078	-	0.937	39
88	310	MEUNIER Senna	BEL	1:02.483	-	-	1:00.889	-	-	1:01.341	-	-	1:02.206	-	-	1:02.383	-	-	0.957	39
89	257	SACHSE Bertram	DEN	-	1:02.235	-	-	1:01.513	-	-	1:01.378	-	-	1:01.041	-	-	1:00.901	-	0.969	38
90	260	CEGIELSKI Franciszek	POL	1:14.094	-	-	1:01.214	-	-	1:01.671	-	-	1:00.917	-	-	1:01.241	-	-	0.985	44
91	238	DOLEH Zak	DNA	-	1:03.207	-	-	1:03.000	-	-	1:01.492	-	-	1:00.940	-	-	1:00.952	-	1.008	33
92	306	ANDRIOTIS Paul	SUI	-	1:03.317	-	-	1:01.544	-	-	1:01.232	-	-	1:01.075	-	-	1:01.128	-	1.143	37
93	269	ALATORRE ARTIGAS Mariano	ESP	-	1:03.931	-	-	1:01.732	-	-	1:01.890	-	-	1:01.969	-	-	1:01.287	-	1.355	38
94	282	HARASTEY Daniel	CZE	1:02.866	-	-	1:01.695	-	-	1:02.173	-	-	1:01.921	-	-	1:01.366	-	-	1.434	41
95	301	GIRARDET Alois	FRA	1:03.123	-	-	1:01.512	-	-	1:01.707	-	-	1:01.973	-	-	1:01.526	-	-	1.580	42
96	303	AUTMAITRE Mathis	SEN	1:04.083	-	-	1:01.595	-	-	1:02.032	-	-	1:02.469	-	-	1:01.554	-	-	1.622	45

Not Classified

207	MATVEEV Dmitry	ITA	-	No Time	-	-	No Time	-	-	No Time	-	-	No Time	-	-	No Time	-	-		
283	GENDER Tamas	FRA	-	No Time	-	-	No Time	-	-	No Time	-	-	No Time	-	-	No Time	-	-		
285	CORONEL Rocco	NED	-	-	No Time	-	-	No Time	-	-	No Time	-	-	No Time	-	-	No Time	-		
300	ALIBHAI Rahim	USA	-	No Time	-	-	No Time	-	-	No Time	-	-	No Time	-	-	No Time	-	-		

Timekeeper *Albert Perez*

Race Director *[Signature]*



OK List of Participants (96 Drivers)
Document 1.1 OFFICIAL

No.	Competitor	E. Nat	Driver	D. Nat	Equipment
201	KR MOTORSPORT		TURNEY Joe		KR / IAME
202	VDK RACING		RAMAEKERS Thibaut		KR / IAME
205	FUSION MOTORSPORT		DRUMMOND Zac		KR / IAME
206	TONY KART RACING TEAM		PESL Jindrich		TONY KART / VORTEX
211	FUSION MOTORSPORT		GALAN Oskar		KR / IAME
212	FUSION MOTORSPORT		HAKKINEN Ella		KR / IAME
213	WARD RACING		KACZYNSKI Elliot		TONY KART / TM
214	WARD RACING		PAVAN Sebastiano		TONY KART / TM
216	MP KARTRACING		LUTHARDT Carl		HENZA / IAME
217	MP KARTRACING		KOIVISTO Emeeli		HENZA / IAME
218	MP KARTRACING		SVAHN Vilmer		HENZA / IAME
219	MP KARTRACING		BRALIC Jason		HENZA / IAME
220	MP KARTRACING		HELDER Jorn		HENZA / IAME
222	TONY KART RACING TEAM		RASMUSSEN Oliver Fodor		TONY KART / VORTEX
223	TONY KART RACING TEAM		PRADIER Thomas Cyrille		TONY KART / VORTEX
225	RICKY FLYNN MOTORSPORT		SUN Yibei		LN / TM
226	RICKY FLYNN MOTORSPORT		KORNDER Luke		LN / TM
227	RICKY FLYNN MOTORSPORT		KAMYAB Roman		LN / TM
228	CRG RACING TEAM		MINNS Sebastian		CRG / IAME
229	CRG RACING TEAM		GUSTAFSSON Viktor		CRG / TM
230	CRG RACING TEAM		BOTTARO Davide		CRG / IAME
231	DPK RACING		MARSH Scott		KR / IAME
232	DPK RACING		ARNAUDO Fausto		KR / IAME
233	KOSKI MOTORSPORT		KINNMARK Oliver		KR / IAME
234	DPK RACING		GREEN Zac		KR / IAME
235	DPK RACING		NIKISHOV Nikita		KR / IAME
236	DPK RACING		KERDAL François Dario		KR / IAME
237	CRG RACING TEAM		NOUGUEYREDE Clovis		CRG / IAME
238	FUSION MOTORSPORT		DOLEH Zak		KR / IAME
239	FUSION MOTORSPORT		SAVELEV Makar		KR / IAME
240	KR MOTORSPORT		KELLEHER Daniel		KR / IAME
241	KR MOTORSPORT		KOLOVOS Stylianos Taxiarchis		KR / IAME
242	KR MOTORSPORT		MARTINESE Iacopo		KR / IAME
243	KR MOTORSPORT SRL		KAWPENG Sebastien		KR / IAME
244	KR MOTORSPORT		FRANCIS Lewis		KR / IAME
245	PREMA RACING SRL		FLUXA CROSS Luna		KR / IAME
246	PREMA RACING SRL		CRAIGIE Kenzo		KR / IAME
247	KR MOTORSPORT		BERNOLDI Bernardo		KR
248	PREMA RACING SRL		ANAGNOSTIADIS James		KR / IAME
249	PREMA RACING SRL		AKSOY Alp		KR / IAME
250	KR MOTORSPORT		KOWALCZYK Klara		KR / IAME
251	KR MOTORSPORT		MICALLEF Jacob		KR / IAME

Steward #1

Steward #2

Steward #3

Champions of the Future 2025 Euro Series: R1 - Campillos (ESP) 26-29/03/2025

Page 1 / 3

www.championskarting.com / RGMCC

Apex Timing GoRacing



OK List of Participants (96 Drivers)
Document 1.1 OFFICIAL

No.	Competitor	E. Nat	Driver	D. Nat	Equipment
252	KR MOTORSPORT		MATSUI Sara		KR / IAME
253	ROLI MOTORSPORT		KUKLANE Roland		KR / TM
254	KR MOTORSPORT		PEDERSEN Dean		KR / IAME
255	KR MOTORSPORT		ZHAO Zijun		KR / IAME
256	PREMA RACING SRL		VAN LANGENDONCK Dries		KR / IAME
257	MP KARTRACING		SACHSE Bertram		HENZA / IAME
258	VDK RACING		HOANG Arthur		KR
259	FUSION MOTORSPORT		STADTLER Oliver		KR / IAME
260	KRZ MOTORSPORT		CEGIELSKI Franciszek		KR / TM
261	KRZ MOTORSPORT		RAFALIK Maksymilian		KR / TM
262	KRZ MOTORSPORT		LYZEN Borys		KR / TM
263	VAR BY BIREL		WOLFE Noah		BIREL ART / TM KART
264	BIREL ART RACING		IVANNIKOV Vladimir		BIREL ART / TM KART
265	BIREL ART RACING		PARKER Skye		BIREL ART / TM KART
266	BIREL ART RACING		GONZALEZ Eloi		BIREL ART / TM KART
267	MDC RACING		TORT MAS Lluís		KR
268	MDC RACING		GARCIA LOPEZ Aaron		KR
269	MDC RACING		ALATORRE ARTIGAS Mariano		KR
271	FORZA RACING		BURNETT Jensen		EXPRIT / TM
272	FORZA RACING		SALA Filippo		EXPRIT / TM
273	FORZA RACING		WHERRELL Lewis		EXPRIT / TM
274	KBK COMPETITION		ROUSSEL Romeo		KR / IAME
275	PAROLIN MOTORSPORT		MARTI Hugo		PAROLIN / TM
276	PAROLIN MOTORSPORT		LOWETTE Beau		PAROLIN / TM
277	PAROLIN MOTORSPORT		COSTOYA Christian		PAROLIN / TM
278	VICTORYLANE KARTING		KLEMETSEN Vegard		KR / IAME
279	VDK RACING		CORBI Matt		KR / IAME
280	VDK RACING		STILLER Peter		KR / IAME
281	VDK RACING		SILKUNAS Markas		KR / IAME
282	VDK RACING		HARASTEY Daniel		KR / IAME
284	VICTORYLANE KARTING		BROVKO Mark		KR / IAME
286	VICTORYLANE KARTING		ANZHE Sun		KR / IAME
287	VICTORYLANE KARTING		SMITH Joseph		KR / IAME
288	VICTORYLANE KARTING		BATTIG Chiara		KR / IAME
289	VICTORYLANE KARTING		COCHET Louis		KR / IAME
290	VICTORYLANE KARTING		CHARTIER Alexander		KR / IAME
291	PAROLIN MOTORSPORT		DERUNOV Efim		PAROLIN / TM
292	WARD RACING		JUNCHER Marcus		TONY KART / TM
293	HAGEMANN RACING		POKORNY Daniel		EXPRIT
294	AKM MOTORSPORT		ZASOV Georgiy		KR / IAME
295	DPK RACING		KAMENIK Jakub		KR / IAME
296	KOSKI MOTORSPORT		GARST Marco		KR / IAME

Steward #1

Steward #2

Steward #3

Champions of the Future 2025 Euro Series: R1 - Campillos (ESP) 26-29/03/2025

Page 2 / 3

www.championskarting.com / RGMCC

 Apex Timing GoRacing 

OK List of Participants (96 Drivers)

Document 1.1 OFFICIAL

No.	Competitor	E. Nat	Driver	D. Nat	Equipment
297	DPK RACING		NILSSON Leo		KR / IAME
298	TONY KART RACING TEAM		ROCCHIO Gino		TONY KART / VORTEX
299	CRG RACING TEAM		NETO Maria		CRG / IAME
301	CRG RACING TEAM		GIRARDET Alois		CRG / IAME
302	CL RACING TEAM		SHARP Aston		BIREL ART / TM
303	KBK COMPETITION		AUTMAITRE Mathis		KR / TM
304	KBK COMPETITION		GHEYSEN Lucas		KR / TM
305	PAROLIN MOTORSPORT		FIRHAND Qarrar		PAROLIN / TM
306	ENERGY CORSE SRL		ANDRIOTIS Paul		ENERGY CORSE / TM
307	ENERGY CORSE SRL		KRUTOHOLOV Lev		ENERGY CORSE / IAME
309	FORZA RACING		KARA OSMAN Amin		EXPRIT / TM
310	VDK RACING		MEUNIER Senna		KR

Steward #1

Steward #2

Steward #3

OK Entry List (100 Drivers)

No.	Driver	D. Nat	Competitor	E. Nat	No.	Driver	D. Nat	Competitor	E. Nat
201	TURNEY Joe	GBR	KR MOTORSPORT	ITA	251	MICALLEF Jacob	MLT	KR MOTORSPORT	ITA
202	RAMAEKERS Thibaut	BEL	VDK RACING	BEL	252	MATSUI Sara	JPN	KR MOTORSPORT	ITA
205	DRUMMOND Zac	GBR	FUSION MOTORSPORT	GBR	253	KUKLANE Roland	EST	ROLI MOTORSPORT	EST
206	PESL Jindrich	CZE	TONY KART RACING TEAM	ITA	254	PEDERSEN Dean	USA	KR MOTORSPORT	ITA
207	MATVEEV Dmitry	ITA	PREMA RACING SRL	ITA	255	ZHAO Zijun	CHN	KR MOTORSPORT	ITA
211	GALAN Oskar	POL	FUSION MOTORSPORT	GBR	256	VAN LANGENDONCK Dries	BEL	PREMA RACING SRL	ITA
212	HAKKINEN Ella	MON	FUSION MOTORSPORT	GBR	257	SACHSE Bertram	DEN	MP KARTRACING	NED
213	KACZYNSKI Elliot	SWE	WARD RACING	SWE	258	HOANG Arthur	BEL	VDK RACING	BEL
214	PAVAN Sebastiano	ITA	WARD RACING	SWE	259	STADTLER Oliver	GER	FUSION MOTORSPORT	GBR
216	LUTHARDT Carl	GER	MP KARTRACING	NED	260	CEGIELSKI Franciszek	POL	KRZ MOTORSPORT	POL
217	KOIVISTO Emeeli	FIN	MP KARTRACING	NED	261	RAFALIK Maksymilian	POL	KRZ MOTORSPORT	POL
218	SVAHN Vilmer	SWE	MP KARTRACING	NED	262	LYZEN Borys	POL	KRZ MOTORSPORT	POL
219	BRALIC Jason	NED	MP KARTRACING	NED	263	WOLFE Noah	GBR	VAR BY BIREL	ITA
220	HELDER Jorn	NED	MP KARTRACING	NED	264	IVANNIKOV Vladimir	ITA	BIREL ART RACING	ITA
222	RASMUSSEN Oliver Fodor	DEN	TONY KART RACING TEAM	ITA	265	PARKER Skye	GBR	BIREL ART RACING	ITA
223	PRADIER Thomas Cyrille	FRA	TONY KART RACING TEAM	ITA	266	GONZALEZ Eloi	ESP	BIREL ART RACING	ITA
225	SUN Yibei	ITA	RICKY FLYNN MOTORSPORT	GBR	267	TORT MAS Lluís	ESP	MDC RACING	ESP
226	KORNDER Luke	GER	RICKY FLYNN MOTORSPORT	GBR	268	GARCIA LOPEZ Aaron	ESP	MDC RACING	ESP
227	KAMYAB Roman	GBR	RICKY FLYNN MOTORSPORT	GBR	269	ALATORRE ARTIGAS Mariano	ESP	MDC RACING	ESP
228	MINNS Sebastian	GBR	CRG RACING TEAM	ITA	271	BURNETT Jensen	CAN	FORZA RACING	GBR
229	GUSTAFSSON Viktor	SWE	CRG RACING TEAM	ITA	272	SALA Filippo	ITA	FORZA RACING	GBR
230	BOTTARO Davide	ITA	CRG RACING TEAM	ITA	273	WHERRELL Lewis	GBR	FORZA RACING	GBR
231	MARSH Scott	GBR	DPK RACING	ESP	274	ROUSSEL Romeo	FRA	KBK COMPETITION	FRA
232	ARNAUDO Fausto	ARG	DPK RACING	ESP	275	MARTI Hugo	ESP	PAROLIN MOTORSPORT	ITA
233	KINNMARK Oliver	SWE	KOSKI MOTORSPORT	FIN	276	LOWETTE Beau	BEL	PAROLIN MOTORSPORT	ITA
234	GREEN Zac	GBR	DPK RACING	ESP	277	COSTOYA Christian	ESP	PAROLIN MOTORSPORT	ITA
235	NIKISHOV Nikita	ESP	DPK RACING	ESP	278	KLEMETSEN Vegard	NOR	VICTORYLANE KARTING	BEL
236	KERDAL François Dario	SUI	DPK RACING	ESP	279	CORBI Matt	SUI	VDK RACING	BEL
237	NOUGUEYREDE Clovis	FRA	CRG RACING TEAM	ITA	280	STILLER Peter	ITA	VDK RACING	BEL
238	DOLEH Zak	DMA	FUSION MOTORSPORT	GBR	281	SILKUNAS Markas	LTU	VDK RACING	BEL
239	SAVELEV Makar	KGZ	FUSION MOTORSPORT	GBR	282	HARASTEY Daniel	CZE	VDK RACING	BEL
240	KELLEHER Daniel	IRL	KR MOTORSPORT	ITA	283	GENDER Tamas	FRA	VICTORYLANE KARTING	FRA
241	KOLOVOS Stylianos Taxiarchis	GRE	KR MOTORSPORT	ITA	284	BROVKO Mark	UKR	VICTORYLANE KARTING	FRA
242	MARTINESE Iacopo	ITA	KR MOTORSPORT	ITA	285	CORONEL Rocco	NED	VICTORYLANE KARTING	FRA
243	KAWPENG Sebastien	ITA	KR MOTORSPORT SRL	ITA	286	ANZHE Sun	ITA	VICTORYLANE KARTING	FRA
244	FRANCIS Lewis	AUS	KR MOTORSPORT	ITA	287	SMITH Joseph	GBR	VICTORYLANE KARTING	FRA
245	FLUXA CROSS Luna	ESP	PREMA RACING SRL	ITA	288	BATTIG Chiara	SUI	VICTORYLANE KARTING	FRA
246	CRAIGIE Kenzo	GBR	PREMA RACING SRL	ITA	289	COCHET Louis	FRA	VICTORYLANE KARTING	FRA
247	BERNOLDI Bernardo	ITA	KR MOTORSPORT	ITA	290	CHARTIER Alexander	CAN	VICTORYLANE KARTING	FRA
248	ANAGNOSTIADIS James	AUS	PREMA RACING SRL	ITA	291	DERUNOV Efim	KGZ	PAROLIN MOTORSPORT	ITA
249	AKSOY Alp	TUR	PREMA RACING SRL	ITA	292	JUNCHER Marcus	DEN	WARD RACING	SWE
250	KOWALCZYK Klara	POL	KR MOTORSPORT	ITA	293	POKORNY Daniel	CZE	HAGEMANN RACING	CZE

Timekeeper *Albert Perez*

Race Director *[Signature]*



OK Entry List (100 Drivers)

No.	Driver	D. Nat	Competitor	E. Nat
294	ZASOV Georgiy	SUI	AKM MOTORSPORT	SMR
295	KAMENIK Jakub	CZE	DPK RACING	ESP
296	GARST Marco	DEN	KOSKI MOTORSPORT	FIN
297	NILSSON Leo	SWE	DPK RACING	ESP
298	ROCCHIO Gino	ITA	TONY KART RACING TEAM	ITA
299	NETO Maria	POR	CRG RACING TEAM	ITA
300	ALIBHAI Rahim	USA	FORZA RACING	GBR
301	GIRARDET Alois	FRA	CRG RACING TEAM	ITA
302	SHARP Aston	GBR	CL RACING TEAM	ITA
303	AUTMAITRE Mathis	SEN	KBK COMPETITION	FRA
304	GHEYSEN Lucas	BRA	KBK COMPETITION	FRA
305	FIRHAND Qarrar	INA	PAROLIN MOTORSPORT	ITA
306	ANDRIOTIS Paul	SUI	ENERGY CORSE SRL	ITA
307	KRUTOHOLOV Lev	UKR	ENERGY CORSE SRL	ITA
309	KARA OSMAN Amin	GER	FORZA RACING	GBR
310	MEUNIER Senna	BEL	VDK RACING	BEL

Timekeeper

Albert Perez

Race Director

[Signature]